


# **SHIRE OF LEONORA**

## **NOTICE OF AN ORDINARY COUNCIL MEETING**



**MINUTES OF ORDINARY MEETING HELD  
IN SHIRE CHAMBERS, LEONORA  
ON TUESDAY 18<sup>TH</sup> JUNE, 2013  
COMMENCING AT 9:32 AM**

**1.0 DECLARATION OF OPENING / ANNOUNCEMENTS OF VISITORS / FINANCIAL INTEREST DISCLOSURE**

**1.1 President JF Carter declared the meeting open at 9:32 am**

**1.2 Visitors or members of the public in attendance**  
Nil

**1.3 Financial Interests Disclosure**  
Nil

**2.0 DISCLAIMER NOTICE**

**3.0 RECORD OF ATTENDANCE / APOLOGIES / LEAVE OF ABSENCE**

<b>3.1 Present</b>	
<b>President</b>	<b>JF Carter</b>
<b>Deputy President</b>	<b>P Craig</b>
<b>Councillors</b>	<b>G W Baker</b>
	<b>SJ Heather</b>
	<b>MWV Taylor</b>
	<b>R A Norrie</b>
	<b>LR Petersen</b>
<b>Chief Executive Officer</b>	<b>JG Epis</b>
<b>Deputy Chief Executive Officer</b>	<b>TM Browning</b>

**3.2 Apologies**  
Nil

**3.3 Leave Of Absence (Previously Approved)**  
Nil

**4.0 RESPONSE TO PREVIOUS PUBLIC QUESTIONS TAKEN ON NOTICE**

Nil

**5.0 PUBLIC QUESTION TIME**

Nil

**6.0 APPLICATIONS FOR LEAVE OF ABSENCE**

Cr JF Carter requested a leave of absence from the ordinary meeting of Council to be held 16<sup>th</sup> July, 2013.

**Moved Cr P Craig, seconded Cr LR Petersen**, that Cr JF Carter be granted a leave of absence from the ordinary meeting to be held 16<sup>th</sup> July, 2013.

**CARRIED (7 VOTES TO 0)**

**7.0 PETITIONS / DEPUTATIONS / PRESENTATIONS**

Nil

President: \_\_\_\_\_

**8.0 CONFIRMATION OF THE MINUTES OF THE PREVIOUS MEETINGS**

**Moved Cr MWV Taylor, Seconded Cr P Craig** that the Minutes of the Ordinary Meeting held on 21<sup>st</sup> May, 2013 be confirmed as a true and accurate record, subject to the following corrections:

- 10.3(A) Resolution vote should read “Carried 5 Votes to 1”
- 10.3(B) Resolution vote should read “Carried 6 votes to 0”

**CARRIED (7 VOTES TO 0)**

**9.0 ANNOUNCEMENTS BY PRESIDING MEMBER WITHOUT DISCUSSION**

Nil

President: \_\_\_\_\_

**10.0 REPORTS OF OFFICERS****10.1 CHIEF EXECUTIVE OFFICER**

Nil

**10.0 REPORTS OF OFFICERS****10.2 DEPUTY CHIEF EXECUTIVE OFFICER****10.2(A) MONTHLY FINANCIAL STATEMENTS**

**SUBMISSION TO:** Meeting of Council  
Meeting Date: 18th June, 2013

**AGENDA REFERENCE:** 10.2 (A) JUN 13

**SUBJECT:** Monthly Financial Statements

**LOCATION / ADDRESS:** Leonora

**NAME OF APPLICANT:** Shire of Leonora

**FILE REFERENCE:** Nil

**AUTHOR, DISCLOSURE OF ANY INTEREST AND DATE OF REPORT**

**NAME:** Tanya Browning

**OFFICER:** Deputy Chief Executive Officer

**INTEREST DISCLOSURE:** Nil

**DATE:** 11<sup>th</sup> June, 2013

**BACKGROUND**

In complying with the Local Government Financial Management Regulations 1996, a monthly statement of financial activity must be submitted to an Ordinary Council meeting within 2 months after the end of the month to which the statement relates. The statement of financial activity is a complex document but gives a complete overview of the “cash” financial position as at the end of each month. The statement of financial activity for each month must be adopted by Council and form part of the minutes.

It is understood that parts of the statement of financial activity have been submitted to Ordinary Council meetings previously. In reviewing the Regulations the complete statement of financial activity is to be submitted, along with the following reports that are not included in the statement.

Monthly Financial Statements submitted for adoption include:

- (a) Statement of Financial Activity – 31<sup>st</sup> May, 2013
- (b) Compilation Report
- (c) Material Variances – 31<sup>st</sup> May, 2013

**STATUTORY ENVIRONMENT*****Part 4 — Financial reports— s. 6.4***

34. *Financial activity statement report – s. 6.4*

(1A) *In this regulation —*

***committed assets*** means revenue unspent but set aside under the annual budget for a specific purpose.

34. (1) *A local government is to prepare each month a statement of financial activity reporting on the revenue and expenditure, as set out in the annual budget under regulation 22(1)(d), for that month in the following detail —*

President: \_\_\_\_\_

- (a) *annual budget estimates, taking into account any expenditure incurred for an additional purpose under section 6.8(1)(b) or (c);*
  - (b) *budget estimates to the end of the month to which the statement relates;*
  - (c) *actual amounts of expenditure, revenue and income to the end of the month to which the statement relates;*
  - (d) *material variances between the comparable amounts referred to in paragraphs (b) and (c); and*
  - (e) *the net current assets at the end of the month to which the statement relates.*
34. (2) *Each statement of financial activity is to be accompanied by documents containing —*
- (a) *an explanation of the composition of the net current assets of the month to which the statement relates, less committed assets and restricted assets;*
  - (b) *an explanation of each of the material variances referred to in subregulation (1)(d); and*
  - (c) *such other supporting information as is considered relevant by the local government.*
34. (3) *The information in a statement of financial activity may be shown —*
- (a) *according to nature and type classification; or*
  - (b) *by program; or*
  - (c) *by business unit.*
34. (4) *A statement of financial activity, and the accompanying documents referred to in subregulation (2), are to be —*
- (a) *presented at an ordinary meeting of the council within 2 months after the end of the month to which the statement relates; and*
  - (b) *recorded in the minutes of the meeting at which it is presented.*
34. (5) *Each financial year, a local government is to adopt a percentage or value, calculated in accordance with the AAS, to be used in statements of financial activity for reporting material variances.*

#### **POLICY IMPLICATIONS**

There are no policy implications resulting from the recommendation of this report.

#### **FINANCIAL IMPLICATIONS**

There are no financial implications resulting from the recommendation of this report.

#### **STRATEGIC IMPLICATIONS**

There are no strategic implications resulting from the recommendation of this report.

President: \_\_\_\_\_

## **RECOMMENDATIONS**

That the Monthly Financial Statements for the month ended 31<sup>st</sup> May, 2013 consisting of:

- (a) Statement of Financial Activity – 31<sup>st</sup> May, 2013
- (b) Compilation Report
- (c) Material Variances – 31<sup>st</sup> May, 2013

be accepted.

## **VOTING REQUIREMENT**

Simple Majority

## **COUNCIL DECISION**

**Moved Cr P Craig, Seconded Cr LR Petersen** that the Monthly Financial Statements for the month ended 31<sup>st</sup> May, 2013 consisting of:

- (a) Statement of Financial Activity – 31<sup>st</sup> May, 2013
- (b) Compilation Report
- (c) Material Variances – 31<sup>st</sup> May, 2013

be accepted.

**CARRIED (7 VOTES TO 0)**

The Chief Executive Officer  
Shire of Leonora  
PO Box 56  
LEONORA WA 6438

### COMPILATION REPORT TO THE SHIRE OF LEONORA

We have compiled the accompanying Local Government special purpose financial statements of the Shire of Leonora, which comprise the Statement of Financial Activity, a summary of significant accounting policies and other explanatory notes for the period ending 31<sup>st</sup> May 2013. The financial statements have been compiled to meet compliance with the Local Government Act 1995 and associated Regulations.

### THE RESPONSIBILITY OF THE SHIRE OF LEONORA

The Shire of Leonora are solely responsible for the information contained in the special purpose financial statements and are responsible for the maintenance of an appropriate accounting system in accordance with the relevant legislation.


### OUR RESPONSIBILITY

On the basis of information provided by the Shire of Leonora we have compiled the accompanying special purpose financial statements in accordance with the requirements of the Local Government Act 1995, associated Regulations and APES 315 Compilation of Financial Information.

Our procedures use accounting expertise to collect, classify and summarise the financial information, which the Shire of Leonora provided, in compiling the financial statements. Our procedures do not include verification or validation procedures. No audit or review has been performed and accordingly no assurance is expressed.

The Local Government special purpose financial statements were compiled exclusively for the benefit of the Shire of Leonora. We do not accept responsibility to any other person for the contents of the special purpose financial statements.

*UHY Haines Norton (WA) Pty Ltd*  
UHY Haines Norton (WA) Pty Ltd  
Chartered Accountants



Paul Breman  
Director

7 June 2013

**Shire of Leonora**  
**STATEMENT OF FINANCIAL ACTIVITY**  
**(Statutory Reporting Program)**  
**For the Period Ended 31st May 2013**

	Note	Amended Annual Budget	YTD Amended Budget (a)	YTD Actual (b)	Var. \$ (b)-(a)	Var. % (b)-(a)/(b)	Var.
<b>Operating Revenues</b>		\$	\$	\$	\$	%	
Governance		1,820	1,820	25,730	23,910	92.93%	▲
General Purpose Funding		1,304,551	1,297,857	881,130	(416,727)	(47.29%)	▼
Law, Order and Public Safety		15,530	12,710	12,350	(360)	(2.91%)	
Health		74,584	71,896	36,162	(35,734)	(98.82%)	▼
Education and Welfare		163,370	149,562	144,493	(5,069)	(3.51%)	
Housing		46,740	42,851	38,968	(3,883)	(9.96%)	
Community Amenities		89,771	89,068	90,494	1,426	1.58%	
Recreation and Culture		205,579	198,890	109,310	(89,580)	(81.95%)	▼
Transport		3,316,330	3,082,069	934,816	(2,147,253)	(229.70%)	▼
Economic Services		530,724	512,906	520,501	7,595	1.46%	
Other Property and Services		131,697	121,013	129,329	8,316	6.43%	
<b>Total (Ex. Rates)</b>		<b>5,880,696</b>	<b>5,580,642</b>	<b>2,923,283</b>	<b>(2,657,359)</b>		
<b>Operating Expense</b>							
Governance		(443,965)	(389,785)	(344,581)	45,204	13.12%	▼
General Purpose Funding		(321,518)	(295,587)	(261,229)	34,358	13.15%	▼
Law, Order and Public Safety		(142,770)	(131,394)	(128,101)	3,293	2.57%	
Health		(575,635)	(546,026)	(479,951)	66,075	13.77%	▼
Education and Welfare		(453,898)	(417,092)	(341,003)	76,089	22.31%	▼
Housing		0	(1,723)	(8,536)	(6,813)	(79.81%)	▼
Community Amenities		(818,467)	(799,855)	(194,207)	605,648	311.86%	▼
Recreation and Culture		(1,064,620)	(979,239)	(915,527)	63,712	6.96%	▼
Transport		(6,202,196)	(5,747,263)	(3,790,538)	1,956,725	51.62%	▼
Economic Services		(1,518,718)	(1,352,198)	(999,320)	352,878	35.31%	▼
Other Property and Services		(48,387)	(57,797)	84,298	142,095	(168.56%)	
<b>Total</b>		<b>(11,590,174)</b>	<b>(10,717,959)</b>	<b>(7,378,695)</b>	<b>3,339,264</b>		
<b>Funding Balance Adjustment</b>							
Add back Depreciation		1,557,338	1,427,477	1,508,026	80,549	5.34%	▲
Adjust (Profit)/Loss on Asset Disposal	8	738,023	738,023	32,427	(705,596)	(2175.95%)	▼
Adjust Provisions and Accruals		0	0	(12,919)	(12,919)	(100.00%)	
<b>Net Operating (Ex. Rates)</b>		<b>(3,414,117)</b>	<b>(2,971,817)</b>	<b>(2,927,878)</b>	<b>43,939</b>		
<b>Capital Revenues</b>							
Grants, Subsidies and Contributions	11	471,643	471,643	358,643	(113,000)	31.51%	
Proceeds from Disposal of Assets	8	285,800	285,800	313,183	27,383	8.74%	▲
Transfer from Reserves	7	50,000	0	4,000	4,000	100.00%	
<b>Total</b>		<b>807,443</b>	<b>757,443</b>	<b>675,826</b>	<b>(81,617)</b>		
<b>Capital Expenses</b>							
Land and Buildings	8	(1,381,796)	(1,266,646)	(780,610)	486,036	62.26%	▼
Plant and Equipment	8	(862,562)	(790,682)	(638,600)	152,082	23.81%	▼
Furniture and Equipment	8	(139,748)	(128,102)	(28,620)	99,482	347.60%	▼
Infrastructure Assets - Roads	8	(323,243)	(296,306)	(527,377)	(231,071)	(43.82%)	▲
Infrastructure Assets - Other	8	(662,574)	(607,360)	(295,600)	311,760	105.47%	▼
Transfer to Reserves	7	(136,740)	0	(182,475)	(182,475)	(100.00%)	▲
<b>Total</b>		<b>(3,506,663)</b>	<b>(3,089,096)</b>	<b>(2,453,282)</b>	<b>635,814</b>		
<b>Net Capital</b>		<b>(2,699,220)</b>	<b>(2,331,653)</b>	<b>(1,777,456)</b>	<b>554,197</b>		
<b>Total Net Operating + Capital</b>		<b>(6,113,337)</b>	<b>(5,303,470)</b>	<b>(4,705,334)</b>	<b>598,136</b>		
Opening Funding Surplus(Deficit)	3	1,408,625	1,408,625	1,412,542	3,917	0.28%	
Rate Revenue	9	4,710,429	4,710,199	4,786,302	76,103	1.59%	▲
<b>Closing Funding Surplus(Deficit)</b>	3	<b>5,717</b>	<b>815,354</b>	<b>1,493,510</b>	<b>678,156</b>		

Indicates a variance between Year to Date (YTD) Budget and YTD Actual data as per the adopted materiality threshold. ▲ ▼



**Shire of Leonora**  
**MONTHLY FINANCIAL REPORT**  
**For the Period Ended 31st May 2013**

LOCAL GOVERNMENT ACT 1995  
LOCAL GOVERNMENT (FINANCIAL MANAGEMENT) REGULATIONS 1996

**TABLE OF CONTENTS**

Statement of Financial Activity	
Note 1	Significant Accounting Policies
Note 2	Graphical Representation
Note 3	Net Current Funding Position
Note 4	Cash and Investments
Note 5	Budget Amendments
Note 6	Receivables
Note 7	Cash Backed Reserves
Note 8	Capital Disposals and Acquisitions
Note 9	Rating Information
Note 10	Information on Borrowings
Note 11	Grants and Contributions
Note 12	Trust
Note 13	Major Variances

**Shire of Leonora**  
**NOTES TO THE STATEMENT OF FINANCIAL ACTIVITY**  
**For the Period Ended 31st May 2013**

**1. SIGNIFICANT ACCOUNTING POLICIES**

The significant accounting policies which have been adopted in the preparation of this statement of financial activity are:

**(a) Basis of Accounting**

This statement is a special purpose financial report, prepared in accordance with applicable Australian Accounting Standards, other mandatory professional reporting requirements and the Local Government Act 1995 (as amended) and accompanying regulations (as amended).

**(b) The Local Government Reporting Entity**

All Funds through which the Council controls resources to carry on its functions have been included in this statement.

In the process of reporting on the local government as a single unit, all transactions and balances between those funds (for example, loans and transfers between Funds) have been eliminated.

All monies held in the Trust Fund are excluded from the statement, but a separate statement of those monies appears at Note 12.

**(c) Rounding Off Figures**

All figures shown in this statement are rounded to the nearest dollar.

**(d) Rates, Grants, Donations and Other Contributions**

Rates, grants, donations and other contributions are recognised as revenues when the local government obtains control over the assets comprising the contributions. Control over assets acquired from rates is obtained at the commencement of the rating period or, where earlier, upon receipt of the rates.

**(e) Goods and Services Tax**

In accordance with recommended practice, revenues, expenses and assets capitalised are stated net of any GST recoverable. Receivables and payables are stated inclusive of applicable GST.

**(f) Cash and Cash Equivalents**

Cash and cash equivalents comprise cash at bank and in hand and short-term deposits that are readily convertible to known amounts of cash and which are subject to an insignificant risk of changes in value.

For the purposes of the Cash Flow Statement, cash and cash equivalents consist of cash and cash equivalents as defined above, net of outstanding bank overdrafts. Bank overdrafts are included as short-term borrowings in current liabilities.

**(g) Trade and Other Receivables**

Trade receivables, which generally have 30 - 90 day terms, are recognised initially at fair value and subsequently measured at amortised cost using the effective interest rate method, less any allowance for uncollectible amounts.

Collectability of trade receivables is reviewed on an ongoing basis. Debts that are known to be uncollectible are written off when identified. An allowance for doubtful debts is raised when there is objective evidence that they will not be collectible.

**Shire of Leonora**  
**NOTES TO THE STATEMENT OF FINANCIAL ACTIVITY**  
**For the Period Ended 31st May 2013**

**1. SIGNIFICANT ACCOUNTING POLICIES (Continued)**

**(h) Inventories**

**General**

Inventories are valued at the lower of cost and net realisable value. Net realisable value is the estimated selling price in the ordinary course of business less the estimated costs of completion and the estimated Closing Funding Surplus(Deficit)

Inventories held from trading are classified as current even if not expected to be realised in the next 12 months.

**Land Held for Resale**

Land purchased for development and/or resale is valued at the lower of the cost and net realisable value. Cost includes the cost of acquisition, development and interest incurred on the financing of that land during its development. Interest and holding charges incurred after development is complete are recognised as expenses.

Revenue arising from the sale of property is recognised in the operating statement as at the time of signing a binding contract of sale.

Land held for resale is classified as current except where it is held as non-current based on Council's intentions to release for sale.

**(i) Fixed Assets**

All assets are initially recognised at cost. Cost is determined as the fair value of the assets given as consideration plus costs incidental to the acquisition. For assets acquired at no cost or for nominal consideration, cost is determined as fair value at the date of acquisition. The cost of non-current assets constructed by the local government includes the cost of all materials used in the construction, direct labour on the project and an appropriate proportion of variable and fixed overhead.

Certain asset classes may be revalued on a regular basis such that the carrying values are not materially different from fair value. Assets carried at fair value are to be revalued with sufficient regularity to ensure the carrying amount does not differ materially from that determined using fair value at reporting date.

**(j) Depreciation of Non-Current Assets**

All non-current assets having a limited useful life are systematically depreciated over their useful lives in a manner which reflects the consumption of the future economic benefits embodied in those assets.

Depreciation is recognised on a straight-line basis, using rates which are reviewed each reporting period. Major depreciation rates and periods are:

Buildings	30 to 50 years
Furniture and Equipment	2 to 15 years
Plant and Equipment	5 to 15 years
Roads - Aggregate	25 years
Roads - Unsealed - Gravel	35 years
Drains and Sewers	75 years
Airfield - Runways	12 years

**Shire of Leonora**  
**NOTES TO THE STATEMENT OF FINANCIAL ACTIVITY**  
**For the Period Ended 31st May 2013**

**1. SIGNIFICANT ACCOUNTING POLICIES (Continued)**

**(k) Trade and Other Payables**

Trade and other payables are carried at amortised cost. They represent liabilities for goods and services provided to the local government prior to the end of the financial year that are unpaid and arise when the Shire becomes obliged to make future payments in respect of the purchase of these goods and services. The amounts are unsecured and are usually paid within 30 days of recognition.

**(l) Employee Benefits**

The provisions for employee benefits relates to amounts expected to be paid for long service leave, annual leave, wages and salaries and are calculated as follows:

**(i) Wages, Salaries, Annual Leave and Long Service Leave (Short-term Benefits)**

The provision for employees' benefits to wages, salaries, annual leave and long service leave expected to be settled within 12 months represents the amount the Shire has a present obligation to pay resulting from employees services provided to balance date. The provision has been calculated at nominal amounts based on remuneration rates the Shire expects to pay and includes related on-costs.

**(ii) Annual Leave and Long Service Leave (Long-term Benefits)**

The liability for long service leave is recognised in the provision for employee benefits and measured as the present value of expected future payments to be made in respect of services provided by employees up to the reporting date using the project unit credit method. Consideration is given to expected future wage and salary levels, experience of employee departures and periods of service. Expected future payments are discounted using market yields at the reporting date on national government bonds with terms to maturity and currency that match as closely as possible, the estimated future cash outflows. Where the Shire does not have the unconditional right to defer settlement beyond 12 months, the liability is recognised as a current liability.

**(m) Interest-bearing Loans and Borrowings**

All loans and borrowings are initially recognised at the fair value of the consideration received less directly attributable transaction costs.

After initial recognition, interest-bearing loans and borrowings are subsequently measured at amortised cost using the effective interest method. Fees paid on the establishment of loan facilities that are yield related are included as part of the carrying amount of the loans and borrowings.

Borrowings are classified as current liabilities unless the Council has an unconditional right to defer settlement of the liability for at least 12 months after the balance sheet date.

***Borrowing Costs***

Borrowing costs are recognised as an expense when incurred except where they are directly attributable to the acquisition, construction or production of a qualifying asset. Where this is the case, they are capitalised as part of the cost of the particular asset.

**(n) Provisions**

Provisions are recognised when: The council has a present legal or constructive obligation as a result of past events; it is more likely than not that an outflow of resources will be required to settle the obligation; and the amount has been reliably estimated. Provisions are not recognised for future operating losses.

Where there are a number of similar obligations, the likelihood that an outflow will be required in settlement is determined by considering the class of obligations as a whole. A provision is recognised even if the likelihood of an outflow with respect to any one of item included in the same class of obligations may be small.

**Shire of Leonora**  
**NOTES TO THE STATEMENT OF FINANCIAL ACTIVITY**  
**For the Period Ended 31st May 2013**

**1. SIGNIFICANT ACCOUNTING POLICIES (Continued)**

**(o) Current and Non-Current Classification**

In the determination of whether an asset or liability is current or non-current, consideration is given to the time when each asset or liability is expected to be settled. The asset or liability is classified as current if it is expected to be settled within the next 12 months, being the Council's operational cycle. In the case of liabilities where Council does not have the unconditional right to defer settlement beyond 12 months, such as vested long service leave, the liability is classified as current even if not expected to be settled within the next 12 months. Inventories held for trading are classified as current even if not expected to be realised in the next 12 months except for land held for resale where it is held as non current based on Council's intentions to release for sale.

**(p) Nature or Type Classifications**

**Rates**

All rates levied under the Local Government Act 1995. Includes general, differential, specific area rates, minimum rates, interim rates, back rates, ex-gratia rates, less discounts offered. Exclude administration fees, interest on instalments, interest on arrears, service charges and sewerage rates.

**Operating Grants, Subsidies and Contributions**

Refer to all amounts received as grants, subsidies and contributions that are not non-operating grants.

**Non-Operating Grants, Subsidies and Contributions**

Amounts received specifically for the acquisition, construction of new or the upgrading of non-current assets paid to a local government, irrespective of whether these amounts are received as capital grants, subsidies, contributions or donations.

**Profit on Asset Disposal**

Profit on the disposal of assets including gains on the disposal of long term investments. Losses are disclosed under the expenditure classifications.

**Fees and Charges**

Revenues (other than service charges) from the use of facilities and charges made for local government services, sewerage rates, rentals, hire charges, fee for service, photocopying charges, licences, sale of goods or information, fines, penalties and administration fees. Local governments may wish to disclose more detail such as rubbish collection fees, rental of property, fines and penalties, other fees and charges.

**Service Charges**

Service charges imposed under Division 6 of Part 6 of the Local Government Act 1995. Regulation 54 of the Local Government (Financial Management) Regulations 1996 identifies the These are television and radio broadcasting, underground electricity and neighbourhood surveillance services. Exclude rubbish removal charges. Interest and other items of a similar nature received from bank and investment accounts, interest on rate instalments, interest on rate arrears and interest on debtors.

**Interest Earnings**

Interest and other items of a similar nature received from bank and investment accounts, interest on rate instalments, interest on rate arrears and interest on debtors.

**Other Revenue / Income**

Other revenue, which can not be classified under the above headings, includes dividends, discounts, rebates etc.

**Employee Costs**

All costs associate with the employment of person such as salaries, wages, allowances, benefits such as vehicle and housing, superannuation, employment expenses, removal expenses, relocation expenses, worker's compensation insurance, training costs, conferences, safety expenses, medical examinations, fringe benefit tax, etc.

**Shire of Leonora**  
**NOTES TO THE STATEMENT OF FINANCIAL ACTIVITY**  
**For the Period Ended 31st May 2013**

**1. SIGNIFICANT ACCOUNTING POLICIES (Continued)**

**(q) Nature or Type Classifications (Continued)**

**Materials and Contracts**

All expenditures on materials, supplies and contracts not classified under other headings. These include supply of goods and materials, legal expenses, consultancy, maintenance agreements, communication expenses, advertising expenses, membership, periodicals, publications, hire expenses, rental, leases, postage and freight etc. Local governments may wish to disclose more detail such as contract services, consultancy, information technology, rental or lease expenditures.

**Utilities (Gas, Electricity, Water, etc.)**

Expenditures made to the respective agencies for the provision of power, gas or water. Exclude expenditures incurred for the reinstatement of roadwork on behalf of these agencies.

**Insurance**

All insurance other than worker's compensation and health benefit insurance included as a cost of employment.

**Loss on asset disposal**

Loss on the disposal of fixed assets.

**Depreciation on non-current assets**

Depreciation expense raised on all classes of assets.

**Interest expenses**

Interest and other costs of finance paid, including costs of finance for loan debentures, overdraft accommodation and refinancing expenses.

**Other expenditure**

Statutory fees, taxes, provision for bad debts, member's fees or levies including WA Fire Brigade Levy and State taxes. Donations and subsidies made to community groups.

**(r) Statement of Objectives**

In order to discharge its responsibilities to the community, the Council has developed a set of operational and financial objectives. These objectives have been established both on an overall basis and for each of its broad activities/programs.

Council operations as disclosed in this statement encompass the following service orientated activities/programs:

**Shire of Leonora**  
**NOTES TO THE STATEMENT OF FINANCIAL ACTIVITY**  
**For the Period Ended 31st May 2013**

**1. SIGNIFICANT ACCOUNTING POLICIES (Continued)**

**GOVERNANCE**

Includes costs and revenues associated with the President and Councillors in the exercise of their obligations as a governing body. Items of expenditure include conference, travel, meeting attendance fees, presidential allowance, receptions, donations, subscriptions and phone rentals. Costs of advertising and conducting elections are also included. Revenues include election nomination fees and reimbursements by members for private expenses.

An administration cost is also allocated which enables staff to process Council Meeting procedures, implement all government decisions and conduct Council meetings. Cost of conducting audit of Council books of accounts and procedures is also include under this heading.

**GENERAL PURPOSE FUNDING**

*1 Rates*

- (a) GRV (gross rental value) refers to property rates for Leonora, Gwalia, Leinster and Agnew town sites and operational mines and associated infrastructure.
- (b) UV (unimproved value) refers to mining properties and tenements (other than mines and other associated infrastructure) and includes prospecting licences, exploration licences and mining leases. It also refers to broad acre rural pastoral properties.
- (c) Additional rates and rates written back refer mainly to mining rates where tenements are granted or surrendered following the adoption of the budget.
- (d) Administration charge refers to the charge levied on ratepayers electing to make payment of rates on the offered instalment plan and is based on the actual cost involved in administering this process
- (e) Administration costs allocated are the costs of maintaining records, levying and collecting all rates.

*2 Grants*

- (a) Grants Commission - a general purpose grant allocated annually by the Federal Government to all local governments. The amount is determined by various formulae devised by the Grants Commission, with a significant component being based on population.
- (b) Roads Grant - An untied road grant allocated by the Federal Government and again distributed by the Grants Commission utilising a pre-determined formula.
- (c) Administration costs allocated to grants refers to the costs associated in collection of Federal Government grants including provision and updating of data used in grants commission formula.

*3 Interest from Investments*

Includes interest received on surplus funds invested throughout the year from both operating and reserve accounts.

**Shire of Leonora**  
**NOTES TO THE STATEMENT OF FINANCIAL ACTIVITY**  
**For the Period Ended 31st May 2013**

**1. SIGNIFICANT ACCOUNTING POLICIES (Continued)**

**(r) STATEMENT OF OBJECTIVE (Continued)**

**LAW, ORDER, PUBLIC SAFETY**

Costs and revenues associated with animal control within the Shire and also includes fire insurance, dog control and registration.

**HEALTH**

Costs and revenues associated with compliance with the Health Act including inspections and approvals, food quality control, mosquito control, septic tank inspection/control, food hygiene inspection/control, contribution to doctors expenses, Royal Flying Doctor donation and notification of disease.

**EDUCATION AND WELFARE**

Provision of support for education and aged and disabled facilities within the district for the betterment of the residents.

**HOUSING**

Costs of maintaining Council owned accommodation units and collection of rentals paid by staff for use of those buildings. Costs that can be accurately attributed to other programs are allocated. Revenue associated with a State Government owned house by way of loan repayments to Council are also included.

Accommodation units include 3 houses, 2 duplexes and a single persons quarters.

**COMMUNITY AMENITIES**

Costs of collection and disposal of domestic and commercial refuse for town site of Leonora and Gwalia and maintenance of the landfill refuse site. Revenue collection by way of an annual fee for this service which is included on rate assessment notices.

Costs associated with review and administration of Council's Town Planning Scheme.

Provision of Christmas decorations in Leonora Town site.

Operation of the Leonora Cemetery.

**RECREATION AND CULTURE**

Provision and maintenance of Council owned parks, gardens and grassed oval/recreation ground at Leonora and a contribution to similar facilities within Leinster town site.

Costs of operation and maintenance of a purpose built recreation centre which includes indoor basketball court, two squash courts, kitchen, gymnasium and associated facilities and revenues collected from the public for use of these facilities.

Costs of maintenance of Council owned and provided television and radio re-transmission service which includes GWN, WIN and SBS television and WAFM and ABC fine music radio.

Costs and revenues associated with the operation and maintenance of library facilities at Leonora in conjunction with the Library Board of Western Australia.



**Shire of Leonora**  
**NOTES TO THE STATEMENT OF FINANCIAL ACTIVITY**  
**For the Period Ended 31st May 2013**

**1. SIGNIFICANT ACCOUNTING POLICIES (Continued)**

**(r) STATEMENT OF OBJECTIVE (Continued)**

**TRANSPORT**

Maintenance and improvements of 1,300 kilometres of Council controlled unsealed roads, town site footpaths and streets, drainage control, street cleaning and provision and maintenance of street trees. Costs of providing electricity for steel lights in the Leonora/Gwalia town sites and maintenance of Council's works depot and associated infrastructure.

Operation, maintenance and management of Leonora Aerodrome including runways, runway lighting, tarmac and terminal building and gardens. Purchase of aviation fuel for resale to aircraft operators.

Revenues by way of landing fees and Head Tax charges charged to all aircraft with the exception of the Royal Flying Doctors Service, lease/renting of building to all users of facilities and charges for fuel supplied to aircraft.

**ECONOMIC SERVICES**

Costs associated with tourism promotion throughout the Shire including employment of a Curator/Promotion Officer at the Gwalia Museum and historic precinct.

Contribution to employment of a Goldfields/Esperance Development Officer operating from Shire Offices - Leonora.

Costs and revenues associated with building control under building regulations, including inspections and issuing building permits.

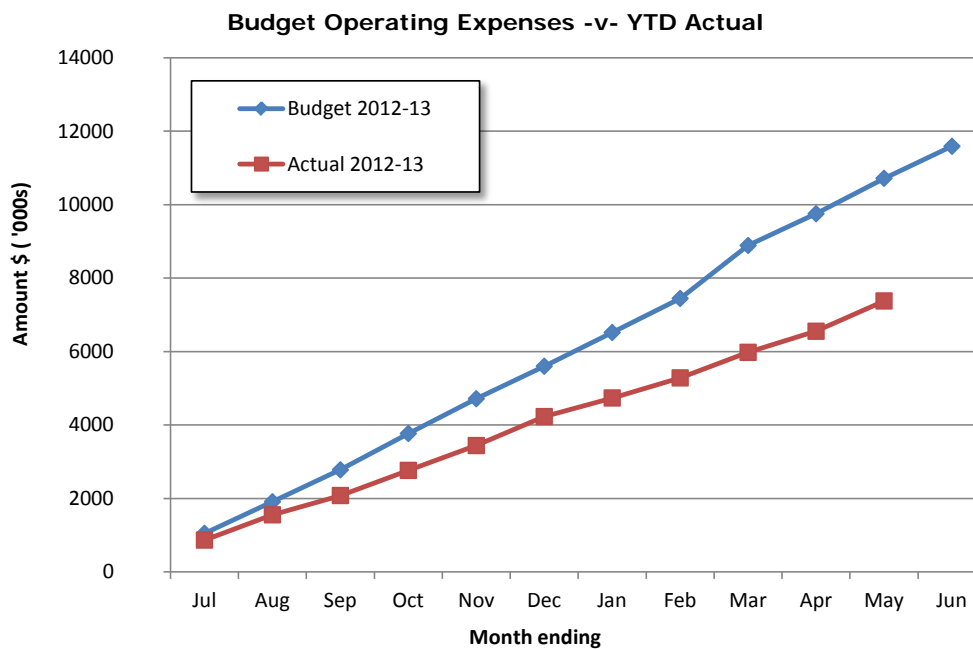
**OTHER PROPERTY & SERVICES**

Costs and revenues for private hire of Council machinery and operators for completion of private works for ratepayers and others.

Costing allocation pools including administration, overheads, plant operation costs and salaries and wages which are all individually detailed and then allocated throughout all previously mentioned operating activities, works and services.

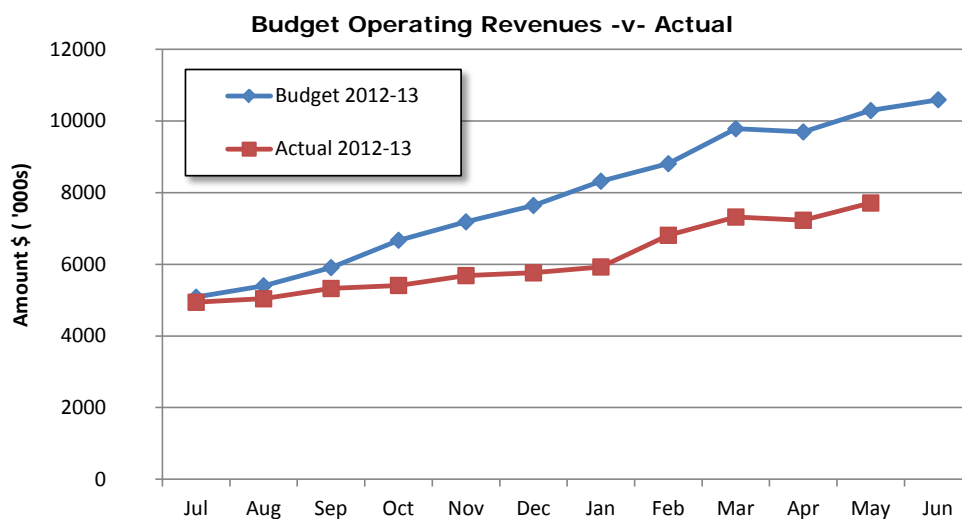
**Shire of Leonora**  
**NOTES TO THE STATEMENT OF FINANCIAL ACTIVITY**  
**For the Period Ended 31st May 2013**

**Note 2 - Graphical Representation - Source Statement of Financial Activity**



**Comments/Notes - Operating Expenses**

Generally tracking below budget estimates

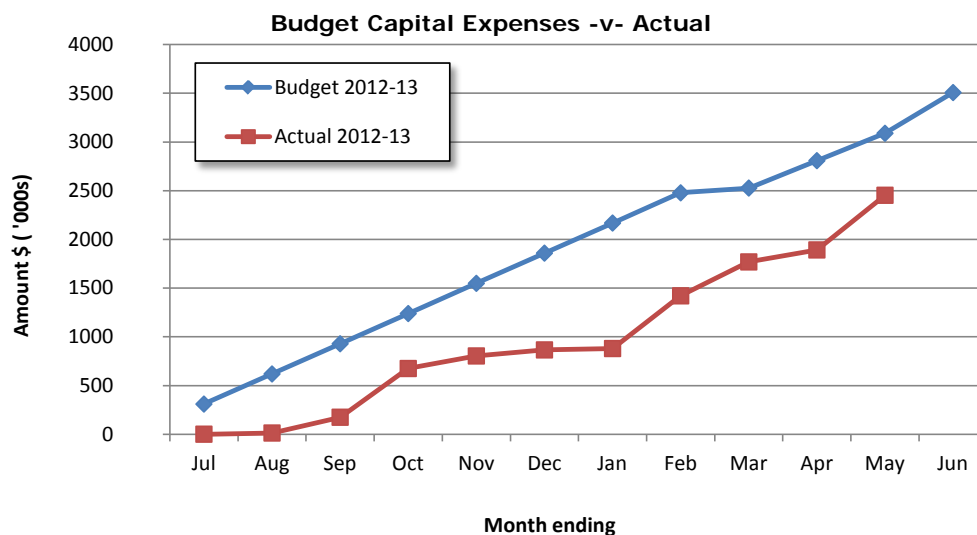


**Comments/Notes - Operating Revenues**

YTD Revenue is below budget expectation, largely due to delay in timing of receipt of some grants. For more detail on specific accounts, please refer to Note 13.

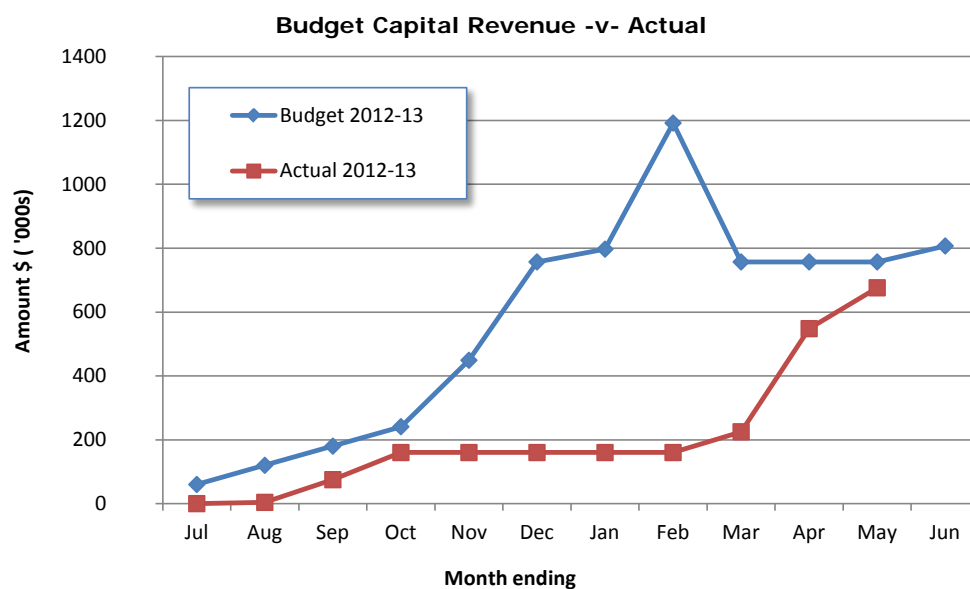
**Shire of Leonora**  
**NOTES TO THE STATEMENT OF FINANCIAL ACTIVITY**  
**For the Period Ended 31st May 2013**

**Note 2 - Graphical Representation - Source Statement of Financial Activity**



**Comments/Notes - Capital Expenses**

Capital budget has been allocated at 1/12 for each month. This requires review and adjustment. Some timing delays also for the purchase of new plant, which is beginning to balance out toward year end.



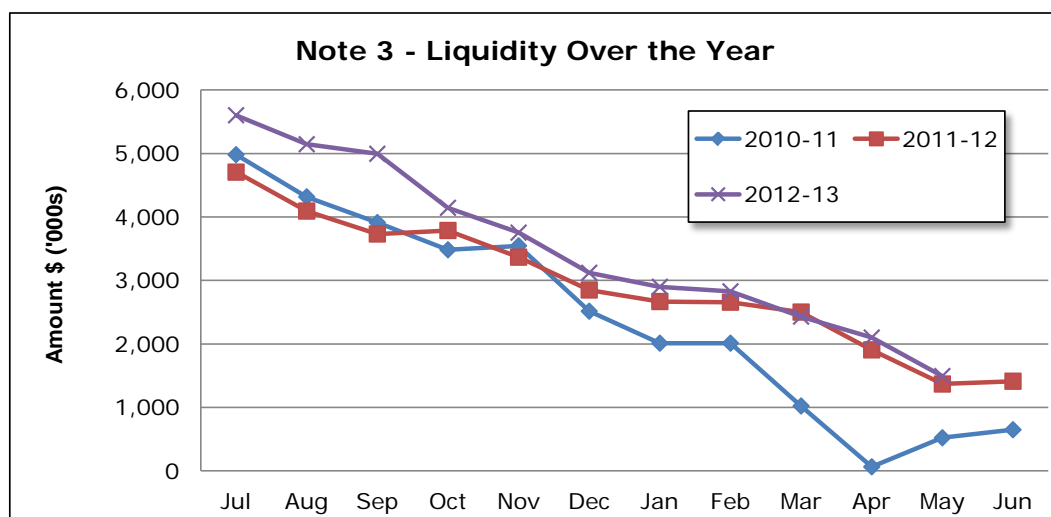
**Comments/Notes - Capital Revenues**

YTD revenue is below budget expectation, due to in part to lack of sales of Industrial Land, and other timing issues such as for capital purchases/trades of plant & machinery. Recent

**Shire of Leonora**  
**NOTES TO THE STATEMENT OF FINANCIAL ACTIVITY**  
**For the Period Ended 31st May 2013**

**Note 3: NET CURRENT FUNDING POSITION**

		Positive=Surplus (Negative=Deficit)		
		2012-13		
	Note	YTD 31st May 2013	30th June 2012	YTD 31st May 2012
		\$	\$	\$
<b>Current Assets</b>				
Cash Unrestricted	4	1,441,446	1,084,981	1,466,485
Cash Restricted	4	569,477	391,002	329,985
Receivables - Rates	6	59,640	41,773	48,572
Receivables -Other	6	276,614	357,524	239,234
Inventories		48,003	47,364	25,584
		2,395,180	1,922,644	2,109,860
<b>Less: Current Liabilities</b>				
Payables		(332,193)	(119,100)	(376,997)
Provisions		(311,403)	(324,322)	(343,633)
		(643,596)	(443,422)	(720,630)
Less: Cash Reserves	7	(569,477)	(391,002)	(329,985)
Add: Cash Backed Provisions		311,403	324,322	310,002
<b>Net Current Funding Position</b>		<b>1,493,510</b>	<b>1,412,542</b>	<b>1,369,247</b>

**Comments - Net Current Funding Position**

Net Current Funding Position is \$124,000 higher than this time in the previous reporting period.

**Shire of Leonora**  
**NOTES TO THE STATEMENT OF FINANCIAL ACTIVITY**  
**For the Period Ended 31st May 2013**

**Note 4: CASH AND INVESTMENTS**

	Interest Rate	Unrestricted \$	Restricted \$	Total Amount \$	Institution	Maturity Date
<b>(a) Cash Deposits</b>						
Municipal Account	Variable	1,440,176		1,440,176	NAB	Cheque Acc.
LSL Maximiser	Variable		223,154	223,154	NAB	Cheque Acc.
Fire Maximiser	Variable		13,594	13,594	NAB	Cheque Acc.
Plant Maximiser	Variable		51,025	51,025	NAB	Cheque Acc.
Annual Leave Maximiser	Variable		150,735	150,735	NAB	Cheque Acc.
Gwalia Precinct Maximiser	Variable		90,969	90,969	NAB	Cheque Acc.
Building Maintenance Maximiser	Variable		40,000	40,000	NAB	Cheque Acc.
Cash On Hand	Nil	1,270		1,270	NAB	On Hand
<b>(b) Term Deposits</b>						
N/A				0		
<b>(c) Other Investments</b>						
N/A				0		
<b>Total</b>		<b>1,441,446</b>	<b>569,477</b>	<b>2,010,923</b>		

**Comments/Notes - Investments**

**Shire of Leonora**  
**NOTES TO THE STATEMENT OF FINANCIAL ACTIVITY**  
**For the Period Ended 31st May 2013**

**Note5: BUDGET AMENDMENTS**

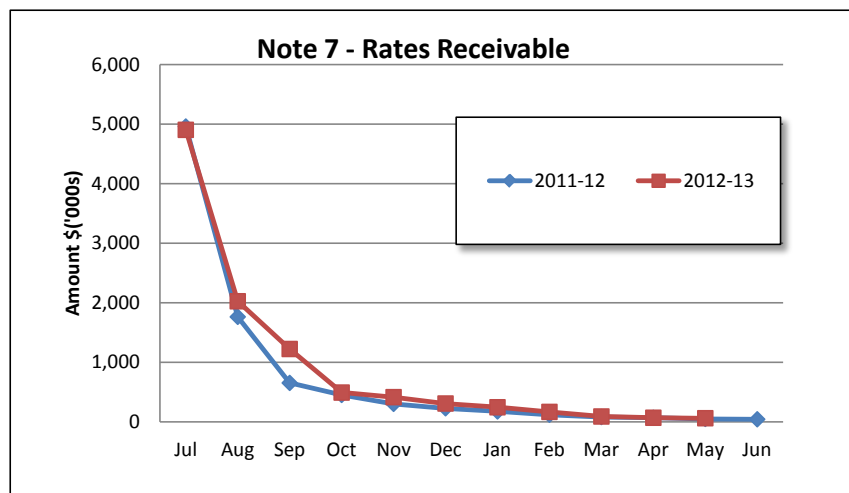
Amendments to original budget since budget adoption. Surplus/(Deficit)

GL Account Code	Description	Council Resolution	Classification	Non Cash Adjustment	Increase in Available Cash	Decrease in Available Cash	Amended Budget Running Balance
	<b>Surplus/(Deficit) on Budget Adoption 17/07/2012</b>			\$ 0	\$ 0	\$ 0	\$ 0 0
A01339	<b>Plant Replacement Reserve</b> - Reduce transfer to Reserve	10.2(C) Sep 12	Capital Expenses		100,000		100,000
A01343	<b>Gwalia Reserve</b> - Reduce transfer to Reserve	10.2(C) Sep 12	Capital Expenses		40,000		140,000
TBA	<b>Building Maintenance Reserve</b> - Reduce Transfer to Reserve	10.2(C) Sep 12	Capital Expenses		60,000		200,000
E320002	<b>New Staff Housing</b> -reduce capital expenditure	10.2(C) Sep 12	Capital Expenses		40,000		240,000
E320005	<b>Lot 58-60a Tower Street</b> - increase capital expenditure	10.2(C) Sep 12	Capital Expenses			(240,000)	0
E300005	<b>Footpath Renewal</b> - reduce capital expenditure	10.2 (C)MAR 13	Capital Expenses		100,000		100,000
E310001	<b>Cattle Stockyards</b> - reduce capital expenditure	10.2 (C)MAR 13	Capital Expenses		46,286		146,286
E310002	<b>Extend Rubbish Tip Fence</b> - Reduce capital expenditure	10.2 (C)MAR 13	Capital Expenses		20,000		166,286
E310003	<b>Verandah Reinstatement</b> - reduce capital expenditure	10.2 (C)MAR 13	Capital Expenses		10,000		176,286
E310010	<b>Restoration Ken Locomotive</b> - reduce capital expenditure	10.2 (C)MAR 13	Capital Expenses		75,000		251,286
E340002	<b>Upgrade Accounting Software</b> - reduce capital expenditure	10.2 (C)MAR 13	Capital Expenses		96,000		347,286
E052119	<b>Contribution to Animal Welfare Officer</b> -	10.2 (C)MAR 13	Operating Expenditure		3,000		350,286
E052120	<b>Cat Act Implementation Costs</b>	10.2 (C)MAR 13	Operating Expenditure		10,000		360,286
E091048	<b>Mtce Lot 294 Queen Victoria Street</b>	10.2 (C)MAR 13	Operating Expenditure		20,000		380,286
E101030	<b>Refuse Site Maintenance</b>	10.2 (C)MAR 13	Operating Expenditure		10,425		390,711
E142143	<b>Freehold Council Properties</b>	10.2 (C)MAR 13	Operating Expenditure		20,000		410,711
I126410	<b>Fees landing at Airport</b>	10.2 (C)MAR 13	Operating Income		10,003		420,714
I126415	<b>Passenger Head Tax</b>	10.2 (C)MAR 13	Operating Income		20,003		440,717
E107050	<b>Sale of Industrial Lots</b> - reduce provision of sale proceeds	10.2 (C)MAR 13	Capital Revenue			(435,000)	5,717
	<b>Closing Funding Surplus (Deficit)</b>			0	680,717	(675,000)	5,717

**Shire of Leonora**  
**NOTES TO THE STATEMENT OF FINANCIAL ACTIVITY**  
**For the Period Ended 31st May 2013**

**Note 6: RECEIVABLES****Receivables - Rates Receivable**

	YTD 31st May 2013	YTD 30th June 2012
Opening Arrears Previous Years	\$ 41,773	\$ 53,938
Levied this year	4,976,378	5,037,515
Less Collections to date	(4,958,511)	(5,049,680)
Equals Current Outstanding	<b>59,640</b>	<b>41,773</b>
<b>Net Rates Collectable</b>	<b>59,640</b>	<b>41,773</b>
% Collected	98.81%	99.18%

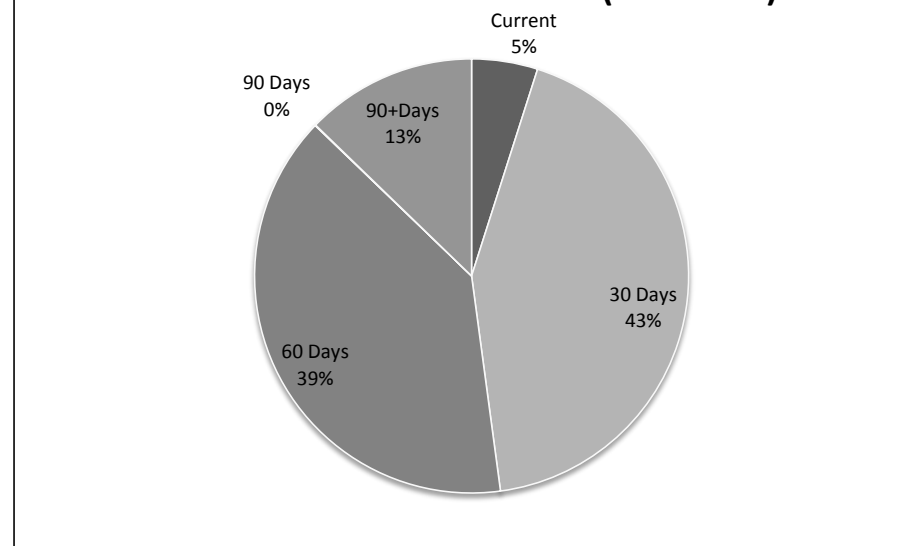
**Comments/Notes - Receivables Rates and Rubbish**

Rates recovery progressing very well to date. CEO has commenced more assertive recovery efforts for overdue amounts, including legal action via collection agency.

**Receivables - General**

	Current	30 Days	60 Days	90 Days	90+Days
Receivables - General	\$ 13,612	\$ 118,804	\$ 108,760	\$ 120	\$ 35,318
<b>Total Receivables General Outstanding</b>					<b>276,614</b>

Amounts shown above include GST (where applicable)

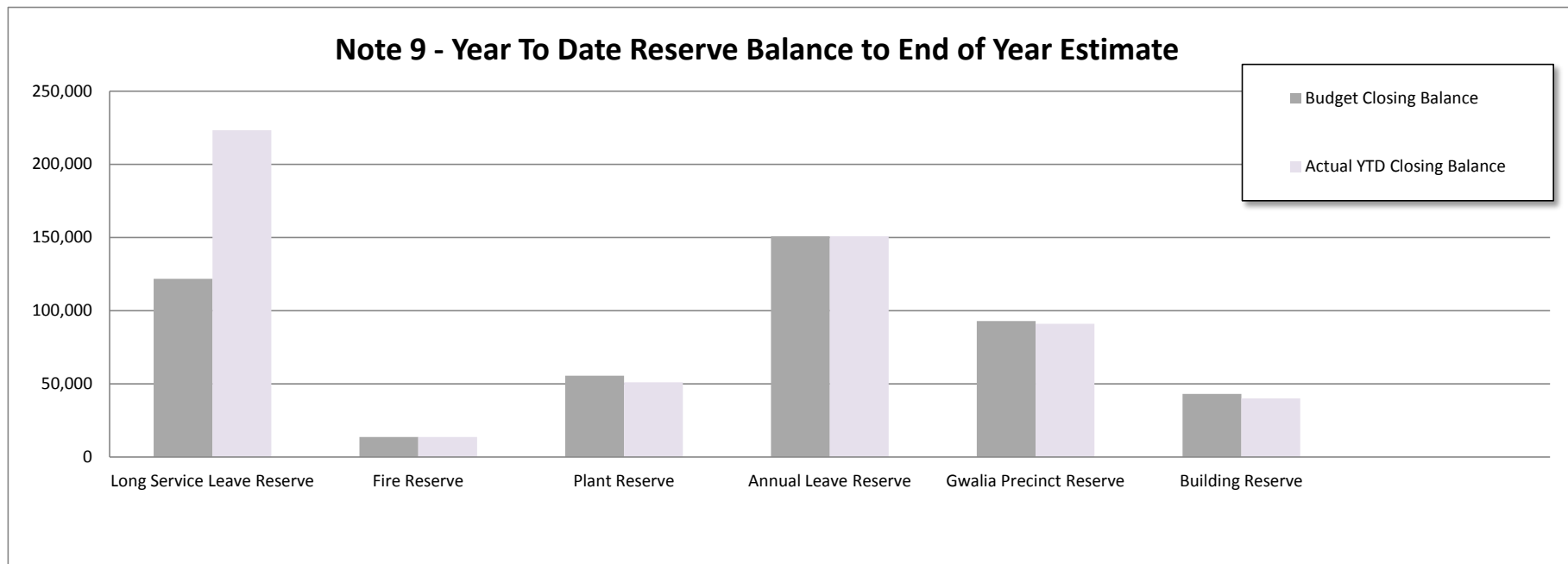
**Note 7 - Accounts Receivable (non-rates)****Comments/Notes - Receivables General**

Outstanding debtors are followed up periodically (every fortnight), with reminders and final demands issued on bad debtors. Collection agency is engaged on long overdue bills.

**Shire of Leonora**  
**NOTES TO THE STATEMENT OF FINANCIAL ACTIVITY**  
**For the Period Ended 31st May 2013**

**Note 7: Cash Backed Reserve**

2012-13 Name	Opening Balance	Budget Interest Earned	Actual Interest Earned	Budget Transfers In (+)	Actual Transfers In (+)	Budget Transfers Out (-)	Actual Transfers Out (-)	Transfer out Reference	Budget Closing Balance	Actual YTD Closing Balance
	\$	\$	\$	\$	\$	\$	\$		\$	\$
Long Service Leave Reserve	168,216	0	4,938	3,546	50,000	(50,000)	0		121,762	223,154
Fire Reserve	11,267	0	327	2,398	6,000	0	(4,000)		13,665	13,594
Plant Reserve	992	0	33	54,530	50,000	0	0		55,522	51,025
Annual Leave Reserve	146,465	0	4,270	4,394	0	0	0		150,859	150,735
Gwalia Precinct Reserve	64,062	0	1,907	28,872	25,000	0	0		92,934	90,969
Building Reserve	0	0	0	43,000	40,000	0	0		43,000	40,000
									0	0
	<b>391,002</b>	<b>0</b>	<b>11,475</b>	<b>136,740</b>	<b>171,000</b>	<b>(50,000)</b>	<b>(4,000)</b>		<b>477,742</b>	<b>569,477</b>

**Note 9 - Year To Date Reserve Balance to End of Year Estimate**



**Shire of Leonora**  
**NOTES TO THE STATEMENT OF FINANCIAL ACTIVITY**  
**For the Period Ended 31st May 2013**

**Note 8: CAPITAL DISPOSALS AND ACQUISITIONS**

Actual YTD Profit(Loss) of Asset Disposal				Disposals	Current Budget YTD 31st May 2013		
Cost	Accum Depr	Proceeds	Profit (Loss)		Annual Budget	Actual	Variance
					Profit/(Loss)	Profit/(Loss)	
\$	\$	\$	\$	\$	\$	\$	
				<b>Plant and Equipment</b>			
21,082	(5,672)	7,273	(8,137)	Asset 300 Great Wall Utility D/Cab	(7,276)	(8,137)	(861)
41,923	(4,241)	29,091	(8,591)	Asset 321 2011 Ford Falcon 4L	(9,659)	(8,591)	1,068
			0	Asset 9 2009 Ford Ranger L2229	(5,371)	0	5,371
36,852	(6,401)	19,091	(11,360)	Asset310 2010 Ford Ranger L2293	0	(11,360)	(11,360)
37,064	(10,439)	19,091	(7,534)	Asset 32 2009 Ford Ranger L2169	(10,154)	(7,534)	2,620
210,000	(102,810)	85,000	(22,190)	Asset 26 Mack Prime Mover P2019	(85,047)	(22,190)	62,857
44,884	(2,038)	22,727	(20,119)	Asset 326 2011 Nissan Navara 6L	(18,621)	(20,119)	(1,498)
			0	Asset 38 2009 Nilfilsk Sweeper P2253	(42,304)	0	42,304
80,929	(80,929)	32,500	32,500	Asset 18 Haulmore Trailer P781	20,000	32,500	12,500
64,704	(64,704)	32,500	32,500	Asset 16 Haulmore Trailer P 782	20,000	32,500	12,500
41,876	(3,194)	29,091	(9,591)	Asset 322 2011 Ford Falcon 2L	(10,348)	(9,591)	757
52,509	(5,785)	36,819	(9,905)	Asset 320 2011 Ford FG Sedan 1L	(11,243)	(9,905)	1,338
			0				
			0	<b>Land and Buildings</b>			
			0	Asset L211 Industrial Land	(578,000)	0	578,000
			0				
<b>631,823</b>	<b>(286,213)</b>	<b>313,183</b>	<b>(32,427)</b>		<b>(738,023)</b>	<b>(32,427)</b>	<b>705,596</b>

**Comments - Capital Disposal/Replacements**

Comments	Summary Acquisitions	Current Budget YTD 31st May 2013		
		Budget	Actual	Variance
		\$	\$	\$
	<b>Plant &amp; Equipment</b>	862,562	638,600	(223,962)
	<b>Land and Buildings</b>	1,381,796	780,610	(601,186)
	<b>Furniture and Equipment</b>	139,748	28,620	(111,128)
	<b>Infrastructure</b>			
	Roadworks	323,243	527,377	204,134
	Drainage	0	0	0
	Bridges	0	0	0
	Footpath & Cycleways	0	0	0
	Parks, Gardens & Reserves	0	0	0
	Airports	0	0	0
	Sewerage	0	0	0
	Other Infrastructure	662,574	295,600	(366,974)
	<b>Capital Totals</b>	<b>3,369,923</b>	<b>2,270,807</b>	<b>(1,099,116)</b>

Comments	Land & Buildings	Current Budget YTD 31st May 2013		
		Budget	Actual	Variance
		\$	\$	\$
Final CLGF approval received, project to commence soon	Youth Centre - External Refurbishment	60,000	0	(60,000)
Contract issued, project underway & almost complete	Construct New Staff Housing	410,000	284,331	(125,669)
Project almost complete	Patroni's Guest House Restoration	371,796	254,399	(117,397)
Awaiting final CLGF approval (draft FAA submitted)	Building for Vintage Hearse and Truck	300,000	0	(300,000)
Finalised.	Lots 58-60a Tower Street	240,000	241,880	1,880
				0
	<b>Capital Totals</b>	<b>1,381,796</b>	<b>780,610</b>	<b>(601,186)</b>

**Shire of Leonora**  
**NOTES TO THE STATEMENT OF FINANCIAL ACTIVITY**  
**For the Period Ended 31st May 2013**

**Note 8: CAPITAL DISPOSALS AND ACQUISITIONS**

Comments	Plant & Equipment	Current Budget		
		YTD 31st May 2013		
		Budget	Actual	Variance (Under)Over
		\$	\$	\$
Finalised	Health Vehicle 4L	41,737	41,401	(336)
Finalised	Maintenance Grading Camp Genset	17,500	17,135	(365)
Finalised	Utility Vehicle	65,000	65,149	149
Finalised	Utility Vehicle	38,000	36,558	(1,442)
Finalised	Utility Vehicle	46,000	45,258	(742)
Finalised	Street Sweeper	80,463	80,463	0
Ordered, awaiting delivery	Side Tipper Trailer	105,000	0	(105,000)
Ordered, awaiting delivery	Side Tipper Trailer	105,000	0	(105,000)
Finalised	Prime Mover	240,000	227,050	(12,950)
Finalised	DCEO Vehicle 2L	41,737	46,557	4,820
Finalised	CEO Vehicle 1L	52,237	52,237	0
Finalised	CDO Vehicle	29,888	26,792	(3,096)
				0
	<b>Capital Totals</b>	<b>862,562</b>	<b>638,600</b>	<b>(223,962)</b>

Comments	Furniture & Equipment	Current Budget		
		YTD 31st May 2013		
		Budget	Actual	Variance (Under)Over
		\$	\$	\$
Finalised	TV Radio - Upgrade self help site to digital	139,748	28,620	(111,128)
Unlikely to proceed in 12/13	Accounting Software Upgrade	0	0	0
				0
	<b>Capital Totals</b>	<b>139,748</b>	<b>28,620</b>	<b>(111,128)</b>

Comments	Roads	Current Budget		
		YTD 31st May 2013		
		Budget	Actual	Variance (Under)Over
		\$	\$	\$
Works completed in February 2013	R2R - Townsite Reseal	323,243	411,074	87,831
Project progressing, been reallocated from Inf. Other	Extension to Street Lighting	0	19,724	19,724
Project progressing, been reallocated from Inf. Other	Footpath Renewal	0	96,579	96,579
	<b>Capital Totals</b>	<b>323,243</b>	<b>527,377</b>	<b>204,134</b>

Comments	Other Infrastructure	Current Budget		
		YTD 31st May 2013		
		Budget	Actual	Variance (Under)Over
		\$	\$	\$
Unlikely to proceed in 12/13	Extend Rubbish Tip Boundary Fence	0	0	0
Unlikely to proceed in 12/13	Main Street Verandah Refurbishment	0	544	544
Final CLGF approval received, project to commence soon	Town Entry Statements	57,610	0	(57,610)
Reallocated to Infrastructure Roads	Footpath Renewal	220,164	0	(220,164)
Reallocated to Infrastructure Roads	Extension to Street Lighting	220,000	187,715	(32,285)
Project completed in February 2013	Aerodrome - Bitulastic Seal Apron	71,400	71,201	(199)
Progressing (heritage engineer recently on site to inspect)	Gwalia Headframe Renewal	67,000	17,850	(49,150)
Progressing	Restoration Ken Locomotive	15,000	6,890	(8,110)
Unlikely to proceed in 12/13	Restoration Leonora Electric Tram	0	0	0
Portable stock yards purchased	Stock Yards	11,400	11,400	0
				0
	<b>Capital Totals</b>	<b>662,574</b>	<b>295,600</b>	<b>(366,974)</b>

**Shire of Leonora**  
**NOTES TO THE STATEMENT OF FINANCIAL ACTIVITY**  
**For the Period Ended 31st May 2013**

**Note 9: RATING INFORMATION**

RATE TYPE		Rate in \$	Number of Properties	Rateable Value \$	Rate Revenue \$	Interim Rates \$	Back Rates \$	Total Revenue \$	Budget Rate Revenue \$	Budget Interim Rate \$	Budget Back Rate \$	Budget Total Revenue \$
<b>Differential Rates</b>												
GRV	Residential	0.0580	483	6,440,356	373,541	2,258	0	375,799	373,541	2,500	0	376,041
	Industrial	0.0580	47	3,537,480	205,174	0	0	205,174	205,174	0	0	205,174
	Commercial	0.0580	29	3,460,322	200,699	4,652	0	205,351	200,699	0	0	200,699
	Town Centre	0.0580	4	246,770	14,313	0	0	14,313	14,313	0	0	14,313
	Vacant	0.0580	1	17,368	1,007	0	0	1,007	1,007	0	0	1,007
	Miscellaneous	0.0580	11	404,468	23,459	135	0	23,594	25,602	0	0	25,602
	Mining Tenement	0.0580	6	2,399,248	139,156	0	0	139,156	139,156	0	0	139,156
UV	Mining Tenement	0.1280	1,112	26,398,746	3,379,039	20,978	0	3,400,017	3,375,658	0	0	3,375,658
	Pastoral	0.0480	26	1,244,156	59,719	0	0	59,719	59,800	0	0	59,800
	Rural	0.0480	2	50,000	2,400	0	0	2,400	1,924	0	0	1,924
<b>Sub-Totals</b>			1,721	44,198,914	4,398,508	28,023	0	4,426,531	4,396,874	2,500	0	4,399,374
<b>Minimum Rates</b>		<b>Minimum \$</b>										
GRV	Residential	267	19	0	5,073	989	0	6,062	5,073	0	0	5,073
	Industrial	267	11	0	2,937	106	0	3,043	2,937	0	0	2,937
	Commercial	267	4	0	1,068	0	0	1,068	1,068	0	0	1,068
	Town Centre	267	3	0	801	0	0	801	801	0	0	801
	Vacant	267	59	0	15,753	(872)	0	14,881	16,020	0	0	16,020
	Miscellaneous	267	3	0	801	106	0	907	801	0	0	801
UV	Mining tenement	267	1,048	0	279,816	51,324	0	331,140	282,486	15,000	0	297,486
	Pastoral	267	4	0	1,068	0	0	1,068	1,068	0	0	1,068
	Rural	267	3	0	801	0	0	801	801	0	0	801
<b>Sub-Totals</b>			1,154	0	308,118	51,653	0	359,771	311,055	15,000	0	326,055
Written Back								4,786,302				4,725,429
								0				(15,000)
								4,786,302				4,710,429
Discounts								0				0
<b>Totals</b>								4,786,302				4,710,429

**Comments - Rating Information**

All land except exempt land in the Shire of Leonora is rated according to its Gross Rental Value (GRV) in town sites or Unimproved Value (UV) in the remainder of the Shire.

The general rates detailed above for the 2012/13 financial year have been determined by Council on the basis of raising the revenue required to meet the deficiency between the total estimated expenditure proposed in the budget and the estimated revenue to be received from all sources other than rates and also bearing considering the extent of any increase in rating over the level adopted in the previous year.

The minimum rates have been determined by Council on the basis that all ratepayers must make a reasonable contribution to the cost of the Local Government services/facilities.

**Shire of Leonora**  
**NOTES TO THE STATEMENT OF FINANCIAL ACTIVITY**  
**For the Period Ended 31st May 2013**

**10. INFORMATION ON BORROWINGS**

(a) Debenture Repayments

The Shire of Leonora has no borrowings.

(b) New Debentures

No new debentures were raised during the reporting period.

**Shire of Leonora**  
**NOTES TO THE STATEMENT OF FINANCIAL ACTIVITY**  
**For the Period Ended 31st May 2013**

**Note 11: GRANTS AND CONTRIBUTIONS**

Program/Details GL	Grant Provider	Approval  (Y/N)	2012-13 Budget \$	Variations Additions (Deletions) \$	Operating \$	Capital \$	Recoup Status	
							Received \$	Not Received \$
<b>GENERAL PURPOSE GRANTS</b>								
Grants Commission	WALGGC	Y	276,986		276,986		257,387	19,599
Federal Roads	WALGGC	Y	263,589		263,589		236,839	26,750
Country Local		Y	675,220		675,220		337,610	337,610
<b>GOVERNANCE</b>								
Structural Reform Funding	Dept. of local Gvt	Y		25,000	25,000		25,000	
<b>HEALTH</b>								
Medical Centre			20,000		20,000		0	20,000
EHO Contributions	Various Shires	Y	0	31,100	31,100		31,100	0
Aged Care Feasibility			20,000		20,000		0	20,000
<b>LAW, ORDER, PUBLIC SAFETY</b>								
Fire Prevention Grant		Y	7,280		7,280		7,270	10
<b>WELFARE SERVICES</b>								
Childcare	Dept. Comm & Welfare	Y	61,552		61,552		51,283	10,269
Youth Programs	Depart.Child Protect.	Y	65,518		65,518		30,260	35,258
<b>RECREATION AND CULTURE</b>								
Recreation Centre	Dept. of Sports & Rec.	Y	113,000			113,000	21,466	91,534
Centrelink Agent	Centrelink	Y	37,779		37,779		31,483	6,296
CRC			111,500		111,500		0	111,500
<b>ECONOMIC SERVICES</b>								
Contract building Surveyor	Various Shires	Y	0	31,093	31,093		31,093	0
GEDC Officer	Various Shires	Y	0	13,636	13,636		13,636	0
Golden Gift Contribution	Various	Y	0	180,260	180,260		180,260	0
Gwalia Historical (Projects)	TQUAL	Y	0	35,750	35,750		35,750	0
Officer & Admin Centre Project	GEDC	Y	0	50,000	50,000		50,000	0
<b>TRANSPORT</b>								
<b>MRWA ROAD FUNDING</b>								
Project Grants	MRWA Funding	Y	132,099		96,699	35,400	41,202	90,897
Direct Grants	MRWA RRG	Y	373,257		373,257	0	348,415	24,842
<b>OTHER ROAD/STREETS GRANTS</b>								
Roads To Recovery	Building Program	Y	2,586,411		2,263,168	323,243	323,243	2,263,168
<b>OTHER PROPERTY &amp; SERVICES</b>								
Grant - Projects			91,500		91,500	0	0	91,500
<b>TOTALS</b>			<b>4,835,691</b>	<b>366,839</b>	<b>4,730,887</b>	<b>471,643</b>	<b>2,053,297</b>	<b>3,149,233</b>

Operating  
Non-Operating

4,364,048  
471,643  
4,835,691

1,694,654  
358,643  
2,053,297

**Shire of Leonora**  
**NOTES TO THE STATEMENT OF FINANCIAL ACTIVITY**  
**For the Period Ended 31st May 2013**

**Note 12: TRUST FUND**

Council holds no funds on behalf of other entities.

Shire of Leonora  
Material Variances as at 31st May 2013

ACCOUNT	NAME	ACTUAL	Year To Date BUDGET	DIFFERENCE	REASON FOR VARIATION
<b>Income</b>					
1030009	Rates - Additional UV	\$ 68,917.95	\$ 13,640.00	\$ 55,277.95	Higher than original budget estimate. Any decrease in valuations on mining tenements throughout the year may still affect this figure with reduction in income.
1030011	Rates - Mining Written Back	\$ -	\$ 13,640.00	\$ (13,640.00)	No write offs processed
1030019	Grant - Equalisation	\$ 257,387.00	\$ 276,988.00	\$ (19,601.00)	Reduction in allocation from data provided at Budget Preparation (\$19601 less for full year than advised)
1030021	Grant - Roads (Untied)	\$ 236,839.00	\$ 263,587.00	\$ (26,748.00)	Reduction in allocation from data provided at Budget Preparation (\$26749 less for full year than advised)
1030022	Interest Revenue- Municipal	\$ 27,608.00	\$ 55,000.00	\$ (27,392.00)	Interest less than expected at budget preparation
1030031	Grant - CLGF 12/13	\$ -	\$ 337,610.00	\$ (337,610.00)	All documentation including draft FAA submitted to RDL for approval
1041430	Structural Reform Funding	\$ 25,000.00		\$ 25,000.00	Unbudgeted Grant
1076473	Grant- Aged Care Feasibility		\$ 20,000.00	(20,000.00)	Project not commenced.
1076475	Grant Medical Centre Equipment	\$ -	\$ 20,000.00	\$ (20,000.00)	\$20000 Grant not yet applied for
1080002	Grant-Sustainability Child Care	\$ 39,283.00	\$ 47,256.00	\$ (7,973.00)	Advised that August 2012 quarterly payment will not be received due to centre being closed whilst awaiting arrival of permanent manager
1080008	Childcare Centre Income	\$ 62,952.00	\$ 32,076.00	\$ 30,876.00	Higher enrolments and increased utilisation of centre has increased income.
1082002	Youth Program Grants	\$ 30,259.20	\$ 60,060.00	\$ (29,800.80)	Reduction in service provision has resulted in reduced grant payments
1113001	Reimbursement Other Rec (Digital Changeover)	\$ 21,465.45	\$ 113,000.00	\$ (91,534.55)	Shire of Coolgardie managing project funds for Digital Changeover through R4R funding. SBS rebate received.
1117001	CRC Operational Wages Grant	\$ -	\$ 50,000.00	\$ (50,000.00)	Grant acquittals submitted - awaiting payment authorisation (50% received 6/6/13)
1117002	Grant CRC Equipment	\$ -	\$ 20,000.00	\$ (20,000.00)	Grant acquittals submitted - awaiting payment authorisation (50% received 6/6/13)
1117003	Grant CRC Other	\$ -	\$ 40,000.00	\$ (40,000.00)	Grant acquittals submitted - awaiting payment authorisation (50% received 6/6/13)
1122213	Natural Disaster Reinstatement	\$ -	\$ 2,074,567.00	\$ (2,074,567.00)	Still awaiting first claim to be approved. Unlikely to submit further claims. MRWA advised that has been forwarded to FESA some time ago for payment
1122214	RRG Preserve Old Agnew 2012-13	\$ 75,680.00	\$ 189,200.00	\$ (113,520.00)	Further claims to be submitted as works progress
1122300	Gain on Disposal of Assets	\$ 65,000.00	\$ 40,000.00	\$ 25,000.00	Higher than estimated at time of budget preparation
1133451	Concracy Building Surveyor	\$ 34,656.39	\$ 12,672.00	\$ 21,984.39	More activity than originally budgeted for works billed out to other LGs (~\$19k)
1134458	Gwalia Historical Precinct- Grant Income (Projects)	\$ 35,750.00	\$ 91,500.00	\$ (55,750.00)	Grant Funds not yet received (applications still being submitted, recoups being processed)
1141450	Charges Plant hire	\$ 67,789.02	\$ 91,663.00	\$ (23,873.98)	Less activity than estimated at budget preparation
1142400	Admin Reimbursements	\$ 15,000.06	\$ 500.00	\$ 14,500.06	Refund on overpayment of superannuation contributions
		\$ 1,063,587.07	\$ 3,862,959.00	\$ (2,799,371.93)	
<b>Expenditure</b>					
E030013	Admin Allocated to Rates	\$ 231,255.92	\$ 250,872.00	\$ (19,616.08)	Lower than original budget estimate
E030014	Refund of Rates	\$ 681.52	\$ 18,337.00	\$ (17,655.48)	Lower than original budget estimate
E041184	Admin Allocated - Governance	\$ 165,182.79	\$ 179,192.00	\$ (14,009.21)	Lower than original budget estimate
E052010	Dog Control Expenses	\$ 15,211.72	\$ 4,917.00	\$ 10,294.72	Some services engaged by contract ranger
E052014	Salaries-Ranger	\$ 55,315.80	\$ 65,758.00	\$ (10,442.20)	Lower than original budget estimate (less hours allocated to Cat Act etc than expected)
E052120	Cat Act Implementation Costs	\$ 13,292.00	\$ -	\$ 13,292.00	Microchipper purchased, some costs allocated for establishing recording systems etc
E074068	Doctor Recruitment	\$ 440.00	\$ 10,000.00	\$ (9,560.00)	Less expenditure than estimated at time of formulating budget
E074084	Doctor Housing Allocation	\$ 15,940.20	\$ 29,887.00	\$ (13,946.80)	Less expenditure than estimated at time of formulating budget
E074085	Medical Centre Equipment	\$ 17,710.87	\$ 22,500.00	\$ (4,789.13)	Equipment from grant funds has not been purchased (grant not yet applied for), continued works to repair IT infrastructure under new consultant has progressed.
E075020	Mosquito Control	\$ 20,300.00	\$ 2,300.00	\$ 18,000.00	Includes purchase of fogger
E077002	Aged Care Feasibility Study	\$ -	\$ 30,000.00	\$ (30,000.00)	Project not commenced
E080010	Childcare Centre Staff Training	\$ 5,714.56	\$ 20,000.00	\$ (14,285.44)	Alteration to timing of original programme
E082001	Youth Services Wages	\$ 18,362.55	\$ 58,751.00	\$ (40,388.45)	Vacancy of Youth Officer position resulted in lower expenditure to date on wages
E082006	Youth Services Activity Costs	\$ 1,700.67	\$ 11,250.00	\$ (9,549.33)	Vacancy of Youth Officer position resulted in lower expenditure to date on activity costs
E091034	Mtce Oval Caretaker Residence	\$ 499.00	\$ 13,750.00	\$ (13,251.00)	Less expenditure than estimated at time of formulating budget (considered at budget review)
E091451	Allocated to Other Programs	\$ (137,129.81)	\$ (152,289.00)	\$ 15,159.19	Less expenditure than estimated at time of formulating budget
E101020	Domestic Refuse	\$ 20,132.57	\$ 36,666.63	\$ (16,534.06)	Reduction in collection costs following purchase of new rubbish truck

President: \_\_\_\_\_

E102298	· Depreciation Exp. Sanitation	\$ 30,175.14	\$ 14,773.00	\$ 15,402.14	Some further investigation required into allocations
E106010	· Town Planning Expenses	\$ 24,314.85	\$ 15,000.00	\$ 9,314.85	Higher than expected costs associated with residential subdivision planning etc
E107041	· Sale of Industrial Blocks (Costs)	\$ 2,777.70	\$ 41,356.00	\$ (38,578.30)	Under Budget due to lower than expected sales of industrial land
E107050	· Loss on Disposal of Asset	\$ -	\$ 578,000.00	\$ (578,000.00)	Under Budget due to lower than expected sales of industrial land
E113050	· Sporting Leonora	\$ 19,658.87	\$ 36,663.00	\$ (17,004.13)	Some community groups still to recoup grants
E113070	· Oval	\$ 38,529.21	\$ 60,500.00	\$ (21,970.79)	Lower than anticipated maintenance, water costs
E113092	· Swimming Pool Maintenance	\$ 144,052.33	\$ 73,337.00	\$ 70,715.33	High level of maintenance and repairs required during pool season (as well as temp. manager)
E114290	· Sals & Wages - Rec Centre	\$ 39,851.27	\$ 66,495.00	\$ (26,643.73)	Low use of part time/casual staff throughout year
E114294	· Rec Centre Maintenance	\$ 23,021.78	\$ 50,413.00	\$ (27,391.22)	Some budgeted funds required to be re-allocated to pool maintenance
E114300	· Tennis Court Maintenance	\$ 14,065.05	\$ 21,538.00	\$ (7,472.95)	Includes purchase of new floodlights, some other expenses still to be forwarded
E117001	· CRC Wages	\$ 72,584.19	\$ 65,923.00	\$ 6,661.19	More use of trainee staff than originally anticipated
E117010	· CRC Photocopier Lease	\$ 8,139.85	\$ 2,761.00	\$ 5,378.85	Includes maintenance agreement as well as lease payment
E122040	· Road Maintenance	\$ 1,273,141.72	\$ 1,016,972.00	\$ 256,169.72	Alteration to timing of Program
E122043	· Bush Grading	\$ 72,094.50	\$ 256,663.00	\$ (184,568.50)	Alteration to timing of Program
E122044	· Depn Road Infrastructure	\$ 886,721.00	\$ 733,337.00	\$ 153,384.00	Alteration to timing of Program
E122120	· Depot Maintenance	\$ 49,704.91	\$ 33,275.00	\$ 16,429.91	Maintenance costs higher than budget estimate (considered at budget review)
E122160	· Street Cleaning	\$ 163,730.15	\$ 137,500.00	\$ 26,230.15	Maintenance costs higher than budget estimate (less work currently being carried out for Street Trees & Watering)
E122180	· Street Trees and Watering	\$ 69,381.14	\$ 114,587.00	\$ (45,205.86)	Maintenance costs lower than budget estimate (more work currently being carried out for Street Cleaning)
E122190	· Loss on Disposal of Asset	\$ 61,202.46	\$ 161,497.00	\$ (100,294.54)	Alteration to timing of Program
E122209	· Natural Disaster Reinstatement	\$ 113,465.69	\$ 2,053,777.00	\$ (1,940,311.31)	Claim submitted, awaiting payment. Further work unlikely to be undertaken
E122210	· SPQ (Depot) Maintenance	\$ 3,291.20	\$ 15,000.00	\$ (11,708.80)	Alteration to timing of Program
E122212	· RRG - Old Agnew Preservation 2012-13	\$ 113,465.69	\$ 2,053,777.00	\$ (1,940,311.31)	Alteration to timing of Program
E126010	· Aerodrome Maintenance	\$ 149,238.36	\$ 103,587.00	\$ 45,651.36	Some costs to be re-allocated to staff training expenses
E131045	· Gwalia Cactus Eradication	\$ 10,307.48	\$ 35,000.00	\$ (24,692.52)	Alteration to timing of Program
E132076	· NG Tourism Working Group	\$ 3,998.04	\$ 27,236.00	\$ (23,237.96)	Alteration to timing of Program
E132078	· Leonora Golden Gift	\$ 140,143.35	\$ 320,000.00	\$ (179,856.65)	Awaiting invoices to be received and processed for payment
E134013	· Museum Maintenance	\$ 8,503.44	\$ 27,500.00	\$ (18,996.56)	Alteration to timing of Program
E134014	· Hoover House Maintenance	\$ 43,038.29	\$ 21,912.00	\$ 21,126.29	Extensive Repairs required to air conditioners etc
E134015	· Museum Grounds Mtce	\$ 3,855.05	\$ 27,500.00	\$ (23,644.95)	Alteration to timing of Program
E134025	· Consultant Fees	\$ 72,240.39	\$ 101,640.00	\$ (29,399.61)	Reduction in consultant utilisation (likely to be re-allocated to wages)
E134026	· Website Maintenance	\$ 180.00	\$ 21,967.00	\$ (21,787.00)	Project commenced during May 2013
E134029	· Collections Care	\$ 52,112.14	\$ 38,731.00	\$ 13,381.14	Some contract work undertaken in addition to existing program to progress works
E134031	· Gwalia Buildings Maintenance	\$ 2,750.00	\$ 27,500.00	\$ (24,750.00)	Alteration to timing of Program
E136043	· Employment Program Labour Hire	\$ -	\$ 18,337.00	\$ (18,337.00)	Project has not progressed during the 2012/13 reporting period
E141010	· Private Works	\$ 13,804.19	\$ 64,163.00	\$ (50,358.81)	Lower than original budget estimate
E142010	· Depreciation-Admin	\$ 36,553.48	\$ 58,531.00	\$ (21,977.52)	Lower than original budget estimate
E142016	· Grants Officer Expenses	\$ -	\$ 7,337.00	\$ (7,337.00)	Grants Officer has not been utilised
E142144	· Consultant Fees	\$ 5,020.85	\$ 22,913.00	\$ (17,892.15)	Lower than original budget estimate
E142230	· Legal Expenses	\$ 10,619.38	\$ 20,163.00	\$ (9,543.62)	Lower than original budget estimate
E142299	· Less Allocated to Programs	\$ (1,101,218.60)	\$ (1,198,753.00)	\$ 97,534.40	Lower than original budget estimate
E143020	· Engineering Expenses	\$ 30,397.25	\$ 45,837.00	\$ (15,439.75)	Lower than original budget estimate
E143070	· Staff Housing Allocated	\$ 37,025.04	\$ (1,238.00)	\$ 38,263.04	Some review/reallocation required
E143075	· Staff Training	\$ 1,790.43	\$ 20,163.00	\$ (18,372.57)	Some review/reallocation required from E126010
E143080	· Superannuation	\$ 58,461.73	\$ 73,601.00	\$ (15,139.27)	Lower than original budget estimate
E143290	· Less PWOH Allocated to Progra	\$ (428,691.19)	\$ (460,163.00)	\$ 31,471.81	Lower than original budget estimate
E144010	· Fuels & Oils	\$ 219,552.38	\$ 265,837.00	\$ (46,284.62)	Lower than original budget estimate
E144030	· Parts & Repairs	\$ 82,237.40	\$ 119,163.00	\$ (36,925.60)	Alteration to timing of program
E144290	· Less POC Allocated to Program	\$ (490,149.15)	\$ (533,049.00)	\$ 42,899.85	Lower than original budget estimate
E148298	· Depreciation Exp. Plant/Equip	\$ 64,431.58	\$ 148,368.00	\$ (83,936.42)	Some review/reallocation required
E148299	· Less Depn Allocated to Program	\$ (99,900.74)	\$ (148,368.00)	\$ 48,467.26	Some review/reallocation required
		<u>\$ 2,594,279.63</u>	<u>\$ 7,480,450.63</u>	<u>\$ (4,886,171.00)</u>	

**Capital Revenue (See Statement of Financial Activity)**

Note 8	· Proceeds from Sale Assets	\$ 313,183.00	\$ 285,800.00	\$ 27,383.00	Alteration to timing of program
Note 7	· Transfers from Reserves	\$ 50,000.00	\$ 4,000.00	\$ 46,000.00	Bank error in allocation (remedied in June 2013)
		<u>\$ 313,183.00</u>	<u>\$ 285,800.00</u>	<u>\$ 27,383.00</u>	

**Capital Expenditure (See Statement of Financial Activity)**

Note 8	· Land and Buildings	\$ 655,865.00	\$ 1,381,796.00	\$ (725,931.00)	Alteration to timing of program
Note 8	· Plant and Equipment	\$ 384,758.00	\$ 862,562.00	\$ (477,804.00)	Alteration to timing of program
Note 8	· Furniture and Equipment	\$ 14,310.00	\$ 139,748.00	\$ (125,438.00)	Alteration to timing of program
Note 8	· Infrastructure - Roads	\$ 527,377.00	\$ 323,243.00	\$ 204,134.00	Alteration to timing of program
Note 8	· Infrastructure - Other	\$ 295,600.00	\$ 662,574.00	\$ (366,974.00)	Alteration to timing of program
Note 7	· Transfers to Reserves	\$ 182,475.00	\$ 136,740.00	\$ 45,735.00	Bank error in allocation (remedied in June 2013)
		<u>\$ 2,060,385.00</u>	<u>\$ 3,506,663.00</u>	<u>\$ (1,446,278.00)</u>	



**10.0 REPORTS OF OFFICERS****10.2 DEPUTY CHIEF EXECUTIVE OFFICER****10.2(B) ACCOUNTS FOR PAYMENT**

**SUBMISSION TO:** Meeting of Council  
Meeting Date: 18th June, 2013

**AGENDA REFERENCE:** 10.2 (B) JUN 13

**SUBJECT:** Accounts for Payment

**LOCATION / ADDRESS:** Nil

**NAME OF APPLICANT:** Nil

**FILE REFERENCE:** Nil

**AUTHOR, DISCLOSURE OF ANY INTEREST AND DATE OF REPORT**

**NAME:** Tanya Browning

**OFFICER:** Deputy Chief Executive Officer

**INTEREST DISCLOSURE:** Nil

**DATE:** 11<sup>th</sup> June, 2013

**BACKGROUND**

Attached statement consists of accounts paid by Delegated Authority and Direct Bank Transactions represented by **Cheques 17210 to 17262** and totalling **\$523,738.23** and accounts paid by Council Authorisation represented by **Cheques 17263 to 17351** totalling **\$323,674.64** be authorised for payment.

**POLICY IMPLICATIONS**

There are no policy implications resulting from the recommendation of this report.

**FINANCIAL IMPLICATIONS**

There are no financial implications resulting from the recommendation of this report.

**STRATEGIC IMPLICATIONS**

There are no strategic implications resulting from the recommendation of this report.

President: \_\_\_\_\_

## **RECOMMENDATIONS**

That accounts paid by Delegated Authority and Direct Bank Transactions represented by **Cheques 17210 to 17262** and totalling **\$523,738.23** and accounts paid by Council Authorisation represented by **Cheques 17263 to 17351** totalling **\$323,674.64** be authorised for payment.

## **VOTING REQUIREMENT**

Simple Majority

## **COUNCIL DECISION**

**Moved Cr SJ Heather, Seconded Cr MWV Taylor** that accounts paid by Delegated Authority and Direct Bank Transactions represented by **Cheques 17210 to 17262** and totalling **\$523,738.23** and accounts paid by Council Authorisation represented by **Cheques 17263 to 17351** totalling **\$323,674.64** be authorised for payment.

**CARRIED (7 VOTES TO 0)**

President: \_\_\_\_\_

**Shire of Leonora****Monthly Report - List of Accounts Paid by Delegated Authority****Submitted to Council on the 18th June, 2013**

The following list of accounts has been paid via **direct bank transactions** since the previous list of accounts, totalling **\$7,943.37**

**CHIEF EXECUTIVE OFFICER**

<b>Direct Deposits</b>	<b>Date</b>	<b>Name</b>	<b>Item</b>	<b>Payment</b>
1 (DD)	16/05/2013	Toyota Financial Services	GEDC Vehicle – May 2013 B/S	1,476.06
1 (DD)	16/05/2013	National Australia Bank	Bank Fee – May 2013 B/S	101.50
1 (DD)	22/05/2013	Alliance Equipment Finance	Lease on Office P/Copier – May 2013 B/S	1,121.55
1 (DD)	30/05/2013	National Australia Bank	Bank Fee – May 2013 B/S	105.00
1 (DD)	31/05/2013	National Australia Bank	Stop Payment Fee – May 2013 B/S	15.00
1 (DD)	31/05/2013	National Australia Bank	Bank Fee – May 2013 B/S	153.80
1 (DD)	31/05/2013	National Australia Bank	Bank Fee (EFTPOS) – May 2013 B/S	113.46
1 (DD)	07/06/2013	Westnet Pty Ltd	CRC Internet – June 2013 B/S	11.00
1 (DD)	07/06/2013	National Australia Bank	Master Card Charges – June 2013 B/S	4,570.16
1 (DD)	10/06/2013	Alliance Equipment Finance	Lease on CRC P/Copier – June 2013 B/s	275.84
			<b>GRAND TOTAL</b>	<b>\$7,943.37</b>

<b>Shire of Leonora</b>				
<b>Monthly Report - List of Accounts Paid by Delegated Authority</b>				
<b>Submitted to Council on the 18th June, 2013</b>				
The following list of accounts has been paid under delegation, by the Chief Executive Officer, since the previous list of accounts. Cheques numbered from <b>17210</b> to <b>17262</b> and totalling <b>\$515,794.86</b>				
_____				
<b>CHIEF EXECUTIVE OFFICER</b>				
<b>Cheque</b>	<b>Date</b>	<b>Name</b>	<b>Item</b>	<b>Payment by Delegated Authority</b>
17210	17/05/2013	Satellite Television and Radio Australia	Final Payment for Installation of SBSDTV	15,741.00
17211	17/05/2013	Goldfields Child Care Centre	3 Educators from Shire of Leonora to attend children's services industry sector Professional Development in Kalgoorlie.	60.00
17212	17/05/2013	Australian Taxation Office	BAS April, 2013	32,944.00
17213	17/05/2013	Absolute Office Interiors	Re-issue of Cheque 16868	486.75
17214	17/05/2013	Custom Creative Carpentry	Paving at Swimming Pool	4,520.00
17215	23/05/2013	Building Commission	Building Commission Fee – B/L No: 03/13	189.00
17216	23/05/2013	Construction Training Fund	Construction Training Fund Fee – B/L No: 03/13	411.85
17217	27/05/2013	R F Young	Contract Grading	7284.20
17218	27/05/2013	Garry J Agnew – (CANCELLED CHQ)	Health & Building Report	8,761.52
1 DD	29/05/2013	Shire of Leonora	Salaries & Wages – PPE: 29.05.2013	61,145.00
17219	29/05/2013	L.G.R.C.E.U.	Union Fee –PPE: 29.05.2013	19.40
17220	29/05/2013	Shire of Leonora	Tax/Rent – PPE: 29.05.2013	21,036.61
17221	29/05/2013	W.A.L.G.S. Plan	Superannuation – PPE: 29.05.2013	11,564.86
17222	29/05/2013	Child Support Agency	Child Support – PPE: 29.05.2013	530.85
17223	29/05/2013	CBUS Super	Superannuation – PPE: 29.05.2013	283.86
17224	29/05/2013	Host Plus Super	Superannuation – PPE: 29.05.2013	139.05
17225	29/05/2013	Sun Super	Superannuation – PPE: 29.05.2013	396.72
17226	29/05/2013	Shire of Leonora	Petty Cash Recoup	375.50
17227	30/05/2013	Building Commission	Building Commission Fee – B/L No: 05/13	377.25
17228	30/05/2013	Construction Training Fund	Construction Training Fund Fee – B/L No: 05/13	841.75
17229	31/05/2013	Zoe Buckman	Elite Female Mile – 1 <sup>st</sup>	6,000.00
17230	31/05/2013	Kaila McKnight	Elite Female Mile – 2 <sup>nd</sup>	4,000.00
17231	31/05/2013	Brittany McGowan	Elite Female Mile – 3 <sup>rd</sup>	2,000.00
17232	31/05/2013	Victoria Mitchell	Elite Female Mile – 4 <sup>th</sup>	1,500.00
17233	31/05/2013	Linda Spencer	Elite Female Mile – 5 <sup>th</sup>	1,000.00
17234	31/05/2013	James Kaan	Elite Male Mile -1 <sup>st</sup>	6,000.00
17235	31/05/2013	Joshua Johnson	Elite Male Mile – 2 <sup>nd</sup>	4,000.00
17236	31/05/2013	Jeremy Roff	Elite Male Mile -3 <sup>rd</sup>	2,000.00
17237	31/05/2013	Brenton Rowe	Elite Male Mile – 4 <sup>th</sup>	1,500.00
			<b>Sub Total</b>	<b>\$195,109.17</b>

President: \_\_\_\_\_

<b>Cheque</b>	<b>Date</b>	<b>Name</b>	<b>Item</b>	<b>Payment by Delegated Authority</b>
			<b>Balance Brought Forward</b>	<b>\$195,109.17</b>
17238	31/05/2013	Matthew Cole	Elite Male Mile – 5 <sup>th</sup>	1,000.00
17239	31/05/2013	ZimboyZ	Entertainment for Golden Gift	4,500.00
17240	31/05/2013	Iain Maclennan	Fees for services as starter for Leonora Golden Gift	250.00
17241	31/05/2013	Telstra	Phone/Internet Usage – April 2013	8,486.55
17242	31/05/2013	Department of Transport	Registrations for P011 and P82	181.90
14244	31/05/2013	Avago Running	Flight Reimbursement	532.90
17245	31/05/2013	Goldfields Sign Works	50 Gold Medallions for Golden Gift	385.00
17246	31/05/2013	Reynolds Graphics	Graphic work for Leonora Golden Gift	407.00
17247	31/05/2013	Swish Design and Graphics	Leonora Golden Gift Program	90.75
17248	31/05/2013	Zoe Buckman	Reimbursement for Flights	214.50
17248	31/05/2013	Lisa Forneris	Entertainment for Leonora Golden Gift	9,900.00
17249	31/05/2013	Sparlon Electrical	Maintenance at Shire Depot	4,926.90
17250	06/06/2013	John Oxley	Contract Grading	3,280.00
17251	06/06/2013	Clancy Noble	Payment for work done over Golden Gift Weekend 2013	290.00
17252	06/06/2013	Purcher International	Purchase of new Prime Mover Less Trade in of Old Prime Mover	156,255.00
17253	06/06/2013	Canine Control	Ranger Services	6,270.00
17254	06/06/2013	Helen Smith	Administrative Duties towards Cat and Dog Act System Set-ups	19,000.00
17255	10/06/2013	Leonora Painting Service	Painting Recreation Centre	10,120.00
1 (DD)	12/06/2013	Shire of Leonora	Salaries & Wages – PPE: 12/06/2013	63,799.00
17256	12/06/2013	L.G.R.C.E.U.	Union Fee – PPE: 12.06.2013	19.40
17257	12/06/2013	Shire of Leonora	Tax/Rent – PPEL 12/062013	22,257.64
17258	12/06/2013	W.A.L.G.S. Plan	Superannuation – PPE: 12/06/2013	7,152.17
17259	12/06/2013	Child Support Agency	Child Support – PPE: 12/06/2013	259.47
17260	12/062013	CBUS Super	Superannuation – PPE: 12/06/2013	501.37
17261	12/06/2013	Host Plus Super	Superannuation – PPE: 12/06/2013	132.13
17262	12/06/2013	Sun Super	Superannuation – PPE: 12/06/2013	474.01
			<b>GRAND TOTAL</b>	<b>\$515,794.86</b>

<b>Shire of Leonora</b>				
<b>Monthly Report - List of Accounts Paid by Authorisation of Council</b>				
<b>Submitted to Council on the 18th June, 2013</b>				
<p>Cheques numbered from <b>17263</b> to <b>17351</b> totalling <b>\$323,674.64</b> submitted to each member of the Council on 18th June, 2013 have been checked and are fully supported by remittances and duly certified invoices with checks being carried out as to prices, computations and costing.</p>				
<p>_____</p> <p><b>CHIEF EXECUTIVE OFFICER</b></p>				
<b>Cheque</b>	<b>Date</b>	<b>Name</b>	<b>Item</b>	<b>Payment</b>
17263	18/06/2013	Aerodrome Management Services	Provision of Aerodrome technical Specialist for Annual Electrical Technical Inspection, Airport Compliance Assistance and Annual Aerodrome technical Inspection	17,864.32
17264	18/06/2013	Alliance Airlines Pty Ltd	Golden Gift Charter Flights 1st and 2nd June	25,899.50
17265	18/06/2013	ALU Glass	Glazing of Windows at Leonora Child Care Centre	808.50
17266	18/06/2013	Anderson Munro & Wyllie	Fee for Interim Audit and RADS Grant Acquittal	7,357.10
17267	18/06/2013	APD Pest Control	Spray Declared Plants as per request	954.80
17268	18/06/2013	ATOM Supply	Tools and blade for Depot	2,898.45
17269	18/06/2013	Austral Mercantile Collections P/L	Commission - Debt Recovery Costs	362.09
17270	18/06/2013	Australian Communications Authority	Fees Payable for retransmission of ABC Country	431.00
17271	18/06/2013	B.T. & M.A. Salmon	Street sweeping and associated costs 27th - 29th May, 2013	4,034.80
17272	18/06/2013	Betta Roads Pty Ltd	Reissue of Cheque 16781	1,540.00
17273	18/06/2013	BHP Billiton Limited	Re-issue chq for refund of rates E36/773, E37/1094, E38/2565 for 2011-2012 period	2,501.98
17274	18/06/2013	BOC Limited	Oxygen Cylinder and Argon Welding E2 Rental	239.64
17275	18/06/2013	Bridgestone	Service to P817 and Wheel Alignment	1,395.77
17276	18/06/2013	Bunnings Building Supplies Pty Ltd	Garden Kits and Gardening Materials for Leonora Child Care Centre	866.39
17277	18/06/2013	Central Hotel	Meals as requested for month of May	1,107.00
17278	18/06/2013	Chubb Security Services Ltd	ATM Expenses for May, 2013	2,203.43
17279	18/06/2013	Comfort Inn Midas	Accommodation for G Leslie 24/5/2013	145.00
17280	18/06/2013	Dell Australia	Toners for Medical Centre's Printer	660.00
17281	18/06/2013	Department of Fire and Emergency Services	2012/13 ESL Quarter 4	9,856.17
17282	18/06/2013	Department of Human Services	Refund Agent Fees after ceased to act as an agent	13,852.52
17283	18/06/2013	Dialight Australia	8 x Floodlights for Tennis Courts	13,640.00
			<b>Sub Total</b>	<b>\$108,618.46</b>

President: \_\_\_\_\_

Cheque	Date	Name	Item	Payment
			<b>Balance Brought Forward</b>	<b>\$108,618.46</b>
17284	18/06/2013	Donovan Payne Architects	Leonora Offices and Administration Centre Project	24,750.00
17285	18/06/2013	Eagle Petroleum (WA) Pty Ltd	Fuel purchases and Food	1,465.85
17286	18/06/2013	Earth Australia Contracting Pty Ltd	Gas Refills for Museum	192.07
17287	18/06/2013	Eastern Goldfields Cycle Club	Airfares - 2013 Goldfields Cyclclassic Charter Flight	1,650.00
17288	18/06/2013	Elite Gym Hire	Equipment Hire - Gym - June, 2013	500.50
17289	18/06/2013	Express Yourself Printing	Inks sold on consignment by CRC	100.00
17290	18/06/2013	Forman Bros	Plumbing Works at Rec Centre, Town Park, Street Garden Beds, Public Toilet, Info Bay, Sports Complex, Hoover House, Youth Centre and Airport	3,557.40
17291	18/06/2013	Gail Ross	Reimbursement for purchase of Milk for Museum	33.20
17292	18/06/2013	Gill Smash Repairs	Labour and Parts for P6, Insurance Excess for P2	3,258.31
17293	18/06/2013	Goldfields Commercial Security P/L	Monitoring of Intruder Alarm Systems	486.88
17294	18/06/2013	Goldfields Filter Clean	Clean and dry filters - P011, 2221, 289 and 000	387.20
17295	18/06/2013	Goldfields Pest Control	Treatment of Shire properties for Termites, Spiders, Black ants and Mice	9,636.00
17296	18/06/2013	Goldfields Records Storage	User Charges for Records Storage - May, 2013	1,389.08
17297	18/06/2013	Goldline Distributors	Goods for Hoover House and CRC	687.35
17298	18/06/2013	Greenhill Electrical Pty Ltd	Annual Inspection and Maintenance for Airport	5,063.30
17299	18/06/2013	Hannans Transport Pty Ltd	Freight Costs	143.00
17300	18/06/2013	Harvey Norman AV/IT Superstore Kalgoorlie	Vacuum Cleaner for Hoover House and Double Wall Oven for Lot 229 Hoover Street	1,706.70
17301	18/06/2013	Harvey Norman, Kalgoorlie	Lifeproof case for iPhone and Ipad Mini Vuscape	124.90
17302	18/06/2013	Horizon Power	Power Usage - Various	4,253.85
17303	18/06/2013	Intelara Pty Ltd	Gwalia Headframe Restoration - Consulting Engineering Services	4,989.60
17304	18/06/2013	James Kaan	Reimbursements for Flights to Golden Gift	217.50
17305	18/06/2013	Kenyon & Company Pty Ltd	Phone Antennas	704.00
17306	18/06/2013	Kerion Pty. Ltd.	Flights over Golden Gift Weekend	4,096.00
17307	18/06/2013	Kleenheat Gas	Gas Bottles for Shire Properties	783.28
17308	18/06/2013	Kleenwest Distributors	Industrial Rag, Cleaner for Kennels and Floor Dispenser for rag	347.60
17309	18/06/2013	Lancefield Medical Pty Ltd	Vaccinations for Danny Maloney	100.00
17310	18/06/2013	Landgate	Rural UV General Revaluation and Mining tenements Chargeable	1,456.30
			<b>Sub Total</b>	<b>\$180,698.33</b>

<b>Cheque</b>	<b>Date</b>	<b>Name</b>	<b>Item</b>	<b>Payment</b>
			<b>Balance Brought Forward</b>	<b>\$180,698.33</b>
17311	18/06/2013	Leonora Motor Inn	Accommodation for Peter Bol, Raf Baugh and Rueben Kosgei	792.00
17312	18/06/2013	Leonora Post Office	Postal costs for May 2013	862.50
17313	18/06/2013	Leonora Supermarket and Hardware	Supermarket Purchases - May, 2013	777.27
17314	18/06/2013	Mackay Projects Pty Ltd	Engineering Services - May, 2013	5,417.50
17315	18/06/2013	McGrath Homes.	Proposed Residence at Lot 144 Gwalia Street - Claim 5	37,136.97
17316	18/06/2013	McMahon Burnett Transport	Freight Costs	1,118.62
17317	18/06/2013	Microchips Australia Pty Ltd	Microchipper and related items for Shire of Leonora	1,036.20
17318	18/06/2013	Momar Australia Pty Ltd	Delivery of Stallion Rubber Spray	647.90
17319	18/06/2013	Mukinbudin Agencies July 08	Roundup and Dog food	1,017.40
17320	18/06/2013	Natale Security Services	Costs associated with Security Services over Golden Gift Weekend	24,719.93
17321	18/06/2013	National Radio Sales Australia Pty Ltd	Advertising - Leonora Golden Gift 2013	2,227.50
17322	18/06/2013	Netlogic Information Technology	Change display Name on Events Computer and Install and test Video Card and Drivers on Medical Centre	194.00
17323	18/06/2013	Office National Kalgoorlie	Copier Charge, Leases and Inks for Shire Businesses	3,877.04
17324	18/06/2013	Outback Parks&Lodges	Accommodation and Meals for Golden Gift 2013	12,357.60
17325	18/06/2013	Pip McCahon	Reimbursement for alignment and balance on GEDC Vehicle	150.00
17326	18/06/2013	Pipeline Mining & Civil Contracting	Excavation of liquid waste disposal pits - Leonora Rubbish Tip	3,489.20
17327	18/06/2013	Poitier Medical Practice	Medical Services	296.00
17328	18/06/2013	QK Technologies Pty Ltd	Annual Subscription for QK software to Leonora Child Care Centre	990.00
17329	18/06/2013	Redwave Media Pty Ltd	Radio Advertising for 2013 Golden Gift	8,833.00
17330	18/06/2013	Reliance Petroleum	Fuel Purchases - P4	165.00
17331	18/06/2013	Reynolds Graphics Pty Ltd	Golden Gift Website Updates	308.00
17332	18/06/2013	RLG Mechanical Services	Airport Emergency Generator	229.01
17333	18/06/2013	Rocky's Own Transport Co	Transporting Fireworks for Golden Gift	1,320.00
17334	18/06/2013	Rolsh Productions	Goods sold on consignment	318.45
17335	18/06/2013	Ross Norrie -	Preparation of an Audit Report TQUAL Grants	1,100.00
17336	18/06/2013	Sarah Zimmermann.	Reimbursement for Golden Gift Expenses	504.05
17337	18/06/2013	Showtime Attractions	Looney Tunes Show and Craft Activity	18,150.00
17338	18/06/2013	Skippers Aviation Pty Ltd	Return flights for D Fitzgerald and One way Flight for D. Sheehan	897.00
17339	18/06/2013	Staples Australia Pty Limited	Glue Sticks for Child Care Centre	56.50
17340	18/06/2013	State Law Publisher	Government Gazette Advertising Tuesday 28th May	133.50
			<b>Sub Total</b>	<b>\$309,820.47</b>



President: \_\_\_\_\_

<b>Cheque</b>	<b>Date</b>	<b>Name</b>	<b>Item</b>	<b>Payment</b>
			<b>Balance Brought Forward</b>	<b>\$309,820.47</b>
17341	18/06/2013	Tanya Nardone	Re-issue chq for reimbursement of goods purchased for CRC	279.33
17342	18/06/2013	Telstra	Phone/Internet Usage – Shire Properties	3,816.08
17343	18/06/2013	The Food Van	Morning tea to Cater for nine people (6/3-8/3) and Lunch (5/3) 2013	322.50
17344	18/06/2013	Toll Fast	Freight Costs	161.50
17345	18/06/2013	Toll Ipec Pty Ltd	Freight Costs	749.86
17346	18/06/2013	WA Country Health Service - Goldfields	Rental of Surgery and Consulting rooms for June 2013	417.38
17347	18/06/2013	Water Corporation	Water Usage – Oval + Standpipe	895.60
17348	18/06/2013	West Australian Newspapers Ltd	Advertising - Golden Gift + Local Government Notices	2,707.12
17349	18/06/2013	Westland Autos No1 Pty Ltd	Service for P6	779.90
17350	18/06/2013	WesTrac Pty Ltd	Service to P000	3,088.45
17351	18/06/2013	Yates Contracting	Hire of Foxtel - October 2012 - March 2013	636.45
			<b>GRAND TOTAL</b>	<b>\$323,674.64</b>

President: \_\_\_\_\_

**10.0 REPORTS OF OFFICERS****10.2 DEPUTY CHIEF EXECUTIVE OFFICER****10.2(C) ASSET MANAGEMENT PLAN & LONG TERM FINANCIAL PLAN**

**SUBMISSION TO:** Meeting of Council  
Meeting Date: 18<sup>th</sup> June 2013

**AGENDA REFERENCE:** 10.2 (C) JUN 13

**SUBJECT:** Asset Management Plan & Long Term Financial Plan

**LOCATION / ADDRESS:** Leonora

**NAME OF APPLICANT:** N/A

**FILE REFERENCE:** 9.13

**AUTHOR, DISCLOSURE OF ANY INTEREST AND DATE OF REPORT**

**NAME:** Tanya Browning

**OFFICER:** Deputy Chief Executive Officer

**INTEREST DISCLOSURE:** Nil

**DATE:** 10<sup>th</sup> June 2013

**BACKGROUND**

With the introduction of the Integrated Reporting & Planning (IPR) Framework, all local governments are required to prepare a ten year Strategic Community Plan (SCP), and a four year Corporate Business Plan (CBP) by 30<sup>th</sup> June 2013. KPMG have assisted most local governments in the region with their plans, and Council has previously adopted these documents, with the most recent review in October 2012. There are other reference documents used to compile the CBP, which are known as 'informing strategies'. These include Asset Management Plans (AMP), Long Term Financial Plans (LTFP) and Workforce Plans (WFP).

Through the Goldfields Esperance Regional Collaborative Group (GERCG), most local governments in the region have been working with KPMG and Core Business Australia to develop their AMP & LTFP. It has been acknowledged that a great deal of work will need to continue to ensure that these documents improve in their function of informing the CBP for future budgetary and IPR functions. The AMP & LTFP which are presented for Council information have been formulated through the completion of various data requests and examination of current and past practices. The resulting plans/documents have been used in conjunction with the CBP in formulating the draft 2013/14 budget to date.

Although the Department for Local Government have advised that they would *like* local governments to adopt Asset Management and Long Term Financial Plans, it should be noted that there is no legislative requirement to do so, and as such the recommendation is to receive the reports only.

**STATUTORY ENVIRONMENT**

Section 5.56 of the Local Government Act 1995 requires a local government to plan for the future of the district, and Administration Regulations specify that a plan for the future equates to a Strategic Community Plan (SCP) and a Corporate Business Plan (CBP).

Section 6.2 of the Local Government Act 1995 requires a local government to have regard to the contents of the plan for the future of the district in formulating its annual budget. The Departmental advisory standard is that the Corporate Business Plan establishes the annual budget and is the main driver of the budget.

There is no legislative requirement for Asset Management Plans or Long Term Financial Plans to be adopted by Council.

President: \_\_\_\_\_

**POLICY IMPLICATIONS**

There are no policy implications resulting from the recommendation of this report.

**FINANCIAL IMPLICATIONS**

There are no financial implications resulting from the recommendation of this report.

**STRATEGIC IMPLICATIONS**

The Asset Management Plan and Long Term Financial Plans inform the Corporate Business Plan, which in turn drives the annual budget.

**RECOMMENDATIONS**

That the Asset Management Plan and Long Term Financial Plan, as tabled, be received.

**VOTING REQUIREMENT**

Simple Majority

**COUNCIL DECISION**

**Moved Cr P Craig, Seconded Cr RA Norrie**, that the Asset Management Plan and Long Term Financial Plan, as tabled, be received.

**CARRIED (7 VOTES TO 0)**

**10.0 REPORTS OF OFFICERS****10.2 DEPUTY CHIEF EXECUTIVE OFFICER****10.2(D) ASSET ACCOUNTING POLICY REVIEW**

**SUBMISSION TO:** Meeting of Council  
Meeting Date: 18<sup>th</sup> June 2013

**AGENDA REFERENCE:** 10.2 (D) 13

**SUBJECT:** Policy Review

**LOCATION / ADDRESS:** Leonora

**NAME OF APPLICANT:** N/A

**FILE REFERENCE:** 1.40

**AUTHOR, DISCLOSURE OF ANY INTEREST AND DATE OF REPORT**

**NAME:** Tanya Browning

**OFFICER:** Deputy Chief Executive Officer

**INTEREST DISCLOSURE:** Nil

**DATE:** 11<sup>th</sup> June 2013

**BACKGROUND**

The attached policy provides for changes required under amendments to Financial Management Regulations, which now mandates Fair Value accounting standards be implemented for fixed assets. This method of accounting is to be phased in over three years for different asset classes as follows:

- Year ended 30 June 2013 – Plant and Equipment
- Year ended 30 June 2014 – Land & Building or Infrastructure
- Year ended 30 June 2015 – Land & Building or Infrastructure and all others
- Thereafter – three years from initial revaluation.

The attached policy incorporates the phase in between existing Asset Accounting Policy and newly mandated requirements.

**STATUTORY ENVIRONMENT**

Assets are to be recognised using AASB 116 (definition and recognition criteria), and revaluations will be undertaken in accordance with this standard. Measurement of fair value will be as per ASSB 13. This change has been mandated by Financial Management Regulation 17A.

**POLICY IMPLICATIONS**

Asset Accounting Policy Review

**FINANCIAL IMPLICATIONS**

There are no financial implications that have not been considered in the current budget resulting from the recommendation of this report.

**STRATEGIC IMPLICATIONS**

The policies have been assessed in relation to their implications to the strategic community plan and there does not appear to be any conflicts.

President: \_\_\_\_\_

**RECOMMENDATIONS**

That the Council adopt the amended Asset Accounting Policy as attached.

**COUNCIL DECISION**

**Moved Cr RA Norrie, Seconded Cr GW Baker** that the Council adopt the amended Asset Accounting Policy as attached.

**CARRIED (7 VOTES TO 0)**

**A.2.8****ASSETS ACCOUNTING**Policy Adopted 15<sup>th</sup> July 1997, amended 16<sup>th</sup> December 2011, & 18<sup>th</sup> June 2013**Objective**

To set out thresholds under which the Shire of Leonora will capitalise and depreciate assets.

**Policy Statement**1. Depreciation of Assets

Council's Policy is to depreciate only buildings, plant and equipment, furniture and tool on the basis of straight line depreciation over their estimated useful lives in accord with the following:

Building	30-50 Years
Plant and Equipment	5-15 Years

Furniture equipment

- |                   |            |
|-------------------|------------|
| i. Basic item     | 2-15 Years |
| ii. E.D.P Network | 10 Years   |

Tools	10 Years
-------	----------

2. Capitalisation of Assets

The Shire of Leonora does not have any capitalisation threshold. Capitalisation of assets will be at the discretion of the Chief Executive Officer in accordance with good asset management practices and considerations.

3. Valuation Assets

Assets recognised, using AASB 116 criteria, will be recorded at Fair Value using AASB 13 (Fair Value Measurement), as per the following timetable prescribed by Financial Management Regulation 17A:

- Year ended 30 June 2013 – Plant and Equipment
- Year ended 30 June 2014 – Land & Building or Infrastructure
- Year ended 30 June 2015 – Land & Building or Infrastructure and all others
- Thereafter – three years from initial revaluation.

For asset classes not yet required to be recognised at fair value, these assets are to be recognised under previous valuation policy, using AAS27 criteria, and will be recorded at historical cost, until and unless disposed of.

President: \_\_\_\_\_

**10.0 REPORTS OF OFFICERS****10.3 ENVIRONMENTAL HEALTH AND BUILDING SURVEYOR**

Nil

**11.0 NEW BUSINESS OF AN URGENT NATURE INTRODUCED BY DECISION OF THE MEETING.****A. ELECTED MEMBERS**

Nil

**11.0 NEW BUSINESS OF AN URGENT NATURE INTRODUCED BY A DECISION OF THE MEETING****11.0 (B) OFFICERS****11.0(B) INTENTION TO IMPOSE DIFFERENTIAL RATING 2013/14**

**SUBMISSION TO:** Meeting of Council  
Meeting Date: 18<sup>th</sup> June 2013

**AGENDA REFERENCE:** 11.0 (B) JUN 13

**SUBJECT:** Intention to Impose Differential Rating 2013/14

**LOCATION / ADDRESS:** Leonora

**NAME OF APPLICANT:** N/A

**FILE REFERENCE:** 6.2

**AUTHOR, DISCLOSURE OF ANY INTEREST AND DATE OF REPORT**

**NAME:** Tanya Browning

**OFFICER:** Deputy Chief Executive Officer

**INTEREST DISCLOSURE:** Nil

**DATE:** 17<sup>th</sup> June 2013

**BACKGROUND**

At its Ordinary Meeting in April 2013, the Council resolved to seek the approval of the Hon Minister (delegated to the Director General) for differential rating outside the 2:1 ratio (as required by the Local Government Act 1995), and also to impose minimum rates on more than 50% of properties in any differential rate category. Statutory advertising has been carried out, and correspondence issued to the Department of Local Government seeking this approval.

On the 13<sup>th</sup> May 2013, a request was received for further information explaining the reasons for the differential rates, and the Shire of Leonora's justification for the need to impose differential rates. The information was forwarded to the Department the following day, which explained the high increase in valuations on pastoral properties, and the impact that **not** having a differential rate would have on these ratepayers. Other considerations in arriving at the proposed differential rate was capacity to pay among different rate categories, the Shire of Leonora's Strategic Community Plan etc.

Further correspondence from the Department has highlighted the need to provide further information, in that the information provided to date does not explain why the Shire of Leonora need to impose a differential rate which is more than twice the lowest of other rating categories. That is, all information and justification to date highlights why the proposed UV pastoral rate is so low, but nothing clearly sets out why the UV Mining rate is more than twice the pastoral. The administration considers that the explanations, reasons and justification to date clearly sets out why the Shire of Leonora needs to impose differential rates, however more clarification has been requested.

It has been requested also that separate applications should be made for approvals for differential rates and minimum payments, as it is the department's opinion that the differential general rate has to be settled first before it can be

President: \_\_\_\_\_

used in the calculation of minimum payments. It has been suggested that we hold off on application for approval for minimum payments until the department has released a circular providing guidance, to assist with our application.

The Department has also advised that delegation to the Director General to approve differential rating etc is being withdrawn, and that this information requires to be submitted to the Ministers office, and that a circular will be coming out to all local governments (perhaps next week) about the policies being introduced by the Department with regard to differential rating and the requirements surrounding it.

Of particular concern to the Shire of Leonora is the timelines that are being proposed by the Department. Without approval to impose differential rates from the Minister, we cannot adopt a budget that includes a differential rating structure. Based on advice from the Department, with the separation of approval and calculation processes, it is unlikely that we will be able to present the 2013/14 draft budget to Council for consideration in July.

However, giving consideration to the Department's request for information, and their advice that reasons and justifications do not adequately address the need for differential rating, the Chief Executive Officer and Deputy Chief Executive Officer have considered that maybe there is no need to impose differential rates.

The only reason that differential rates have been imposed previously is to consider the impact on UV Pastoral rate categories, rather than a reason why other categories pay so much (i.e. UV mining rates are not deliberately high, but rather UV Pastoral rates are deliberately low).

There is provision within the local government act to grant a concession in relation to a rate or service charge, at the time of imposing a rate or service charge. There is an option available to the Council to instead of imposing differential rates, to grant a concession to pastoralists, based on the information that has been used previously for justification of a differential rate for pastoral UV properties. It is considered that this may be a more appropriate course of action to be taken rather than differential rating.

Should the Council elect to take this course of action, then public notice can be given that the Shire of Leonora no longer intends to impose differential rates (to keep with good public consultation practices), and also correspondence issued to pastoralists explaining that differential rates will no longer be applied, but a concession will instead be considered on pastoral properties. This concession is something that can be considered prior to or at the time of adopting the 2013/14 draft budget.

## **STATUTORY ENVIRONMENT**

Section 6.47 of the Local Government Act 1995 states a local government may at the time of imposing a rate or service charge resolve to waive or grant concessions in relation to a rate or service charge.

Section 6.33 of the Local Government Act 1995 and associated regulations prevail in this matter. Prior to finally adopting differential rates, the proposed rates need to be advertised for three (3) weeks seeking public comment. Following the advertising period Council is then to consider any responses received before adopting the final rates in the dollar. Council is not compelled to adopt the differential rates advertised or compelled to factor in any comments received; only to consider the comments prior to final adoption.

Section 6.33 (3) of the Act requires that a differential rate of more than twice the lowest differential rate cannot be set without the approval of the Minister (delegated to the Director General)

Also, section 6.35 (3) (4) require Ministerial approval to impose more than 50% minimum rates in any category.

### **Local Government to Give Notice of Certain Rates**

#### **6.36**

- (1) Before imposing any differential general rates or a minimum payment applying to a differential rate category under section 6.35(6)(c) a local government is to give local public notice of its intention to do so.
- (2) A local government is required to ensure that a notice referred to in subsection (1) is published in sufficient time to allow compliance with the requirements specified in this section and section 6.2(1)
- (3) A notice referred to in subsection (1) –



President: \_\_\_\_\_

- (a) may be published within the period of 2 months preceding the commencement of the financial year to which the proposed rates are to apply on the basis of the local government's estimate of the budget deficiency;
  - (b) is to contain –
    - a. details of each rate or minimum payment the local government intends to impose;
    - b. an invitation for submissions to be made by an elector or a ratepayer in respect of the proposed rate or minimum payment and any related matters within 21 days (or such longer period as specified in the notice) of the notice; and
    - c. any further information in relation to the matters specified in subparagraphs (i) and (ii) which may be prescribed.
- and
- a. is to advise electors and ratepayers of the time and place where a document describing the objects of and reasons for, each proposed rate and minimum payment may be inspected.
- (4) The local government is required to consider any submissions received before imposing the proposed rate or minimum payment with or without modification.

### **POLICY IMPLICATIONS**

There are no policy implications resulting from the recommendation of this report.

### **FINANCIAL IMPLICATIONS**

There are no financial implications resulting from the recommendation of this report.

### **STRATEGIC IMPLICATIONS**

There are no strategic implications resulting from the recommendation of this report.

### **RECOMMENDATIONS**

That the Shire of Leonora:

1. advise the Department for Local Government that it withdraws its application seeking Ministerial approval to impose differential rates outside the 2:1 ratio, and its application seeking Ministerial approval to impose minimum payments on more than 50% properties in any rate category
2. Consider prior to or at the time of adopting its 2013/14 draft budget to option of granting UV Pastoral rates a concession on general rates imposed
3. Issue public notice of the intention to no longer proceed with differential rates in 2013/14
4. Issue correspondence to the pastoral property owners in the district advising of the reasons why differential rates will not be imposed, and the possibility of a concession to be applied to rates.

### **VOTING REQUIREMENT**

Absolute Majority

President: \_\_\_\_\_

## **COUNCIL DECISION**

**Moved Cr LR Petersen, Seconded Cr GW Baker** that the Shire of Leonora:

1. advise the Department for Local Government that it withdraws its application seeking Ministerial approval to impose differential rates outside the 2:1 ratio, and its application seeking Ministerial approval to impose minimum payments on more than 50% properties in any rate category
2. Consider prior to or at the time of adopting its 2013/14 draft budget to option of granting UV Pastoral rates a concession on general rates imposed
3. Issue public notice of the intention to no longer proceed with differential rates in 2013/14
4. Issue correspondence to the pastoral property owners in the district advising of the reasons why differential rates will not be imposed, and the possibility of a concession to be applied to rates.

**CARRIED BY ABSOLUTE MAJORITY (7 VOTES TO 0)**

### **12.0 NEXT MEETING**

16<sup>th</sup> July 2013, 9:30 am in the Shire of Leonora Council Chambers.

### **13.0 CLOSURE OF MEETING**

There being no further business, Shire President J F Carter declared the meeting closed at 10:38 am.