


# **SHIRE OF LEONORA**

## **NOTICE OF AN ORDINARY COUNCIL MEETING**



**MINUTES OF ORDINARY MEETING HELD  
IN SHIRE CHAMBERS, LEONORA  
ON TUESDAY 19<sup>TH</sup> AUGUST, 2014  
COMMENCING AT 9:32 AM**

**1.0 DECLARATION OF OPENING / ANNOUNCEMENTS OF VISITORS / FINANCIAL INTEREST DISCLOSURE**

**1.1 Deputy President Cr Ross Norrie declared the meeting open at 9:32 am**

**1.3 Visitors or members of the public in attendance**

At 10:55am: Briony Sinclair, Project Manager, Thunderbox and Environment, Saracen Goldmines Pty Ltd will be attending meeting to present plans for the Thunderbox Gold Mining Operation, in particular management of dust emissions.

**1.4 Financial Interests Disclosure**

Cr MWV Taylor – 10.1(C) as he has submitted a tender being considered.

**2.0 DISCLAIMER NOTICE**

**3.0 RECORD OF ATTENDANCE / APOLOGIES / LEAVE OF ABSENCE**

**3.1 Present**

**Deputy President  
Councillors**

**RA Norrie**

**LR Petersen**

**AE Taylor**

**RM Cotterill**

**GW Baker**

**MWV Taylor**

**JG Epis**

**TM Browning**

**SG Butson**

**Briony Sinclair from 10:55am to 11:12am**

**Chief Executive Officer**

**Deputy Chief Executive Officer**

**Manager Community Services**

**Visitor**

**3.2 Apologies**

Nil

**3.3 Leave Of Absence (Previously Approved)**

**President**

**PJ Craig**

**4.0 RESPONSE TO PREVIOUS PUBLIC QUESTIONS TAKEN ON NOTICE**

Nil

**5.0 PUBLIC QUESTION TIME**

Nil

**6.0 APPLICATIONS FOR LEAVE OF ABSENCE**

Nil

**7.0 PETITIONS / DEPUTATIONS / PRESENTATION**

Nil

**8.0 CONFIRMATION OF THE MINUTES OF THE PREVIOUS MEETINGS**

**Moved Cr GW Baker, Seconded Cr MWV Taylor** that the Minutes of the Ordinary Meeting held on 15<sup>th</sup> July, 2014 be confirmed as a true and accurate record.

**CARRIED (6 VOTES TO 0)**

**9.0 ANNOUNCEMENTS BY PRESIDING MEMBER WITHOUT DISCUSSION**

## **10.0 REPORTS OF OFFICERS**

### **10.1 CHIEF EXECUTIVE OFFICER**

#### **10.1(A) TOURISM STRATEGY**

**SUBMISSION TO:** Meeting of Council  
Meeting Date: 19th August, 2014

**AGENDA REFERENCE:** 10.1 (A) AUG 14

**SUBJECT:** Tourism Strategy

**LOCATION / ADDRESS:** Not Applicable

**NAME OF APPLICANT:** Shire of Leonora

**FILE REFERENCE:** Australia's Golden Outback 5.39a **AUTHOR,**

#### **DISCLOSURE OF ANY INTEREST AND DATE OF REPORT**

**NAME:** Jim Epis

**OFFICER:** Chief Executive Officer

**INTEREST DISCLOSURE:** Nil

**DATE:** 29<sup>th</sup> July, 2014

#### **BACKGROUND**

Leonora currently offers a range of experiences in areas such as heritage, environment, pastoral, mining, Aboriginal and the arts. However, for a number of reasons these assets have never transcended into the development of the town as a mono tourism destination.

Progress in major infrastructure projects that offer opportunity for invigorating local tourism (eg. Leonora mainstreet upgrade, restoration to buildings within the Gwalia Precinct and additional sporting activities and community services are prompts that lead to this project to evaluate the capacity for tourism to deliver increased economic and social benefits to the town and Shire. It is also expected that upgrades to the Outback Way and road access to the Great Northern Highway will bring increased tourist visitation to the town.

The need for a Leonora Tourism Strategy was identified through work and contact with various stakeholders in the region.

The strategy aims at determining a realistic vision for Leonora for the foreseeable future including key experiences to be offered.

Workshops were held in November, 2013 and February, 2014 with key stakeholders to assist in the development of the Tourism Strategy. The facilitation of the workshops and the completion of the Tourism Strategy was completed by Mrs Kim Hewson, Principal of Economic Transitions and Ms Elaine Labushagne, Economic and Heritage Services Manager, Shire of Leonora.

The Strategy text follows this report however Appendix 1 to 11 does not because of content size.

#### **STATUTORY ENVIRONMENT**

Tourism WA is a statutory authority under the portfolio of the Minister for Tourism and is governed by a Board of Commissioners responsible for promoting Western Australia as an attractive holiday, event, convention and incentive travel destination, nationally and overseas. Tourism WA enhances the tourism industry, infrastructure and product base.

## **POLICY IMPLICATIONS**

There are no policy implications resulting from the recommendation of this report.

## **FINANCIAL IMPLICATIONS**

There are no financial implications resulting from the recommendation of this report.

## **STRATEGIC IMPLICATIONS**

The Tourism Strategy has been developed to determine the types of projects which could enhance the visitor experience in the Shire, as well as increase the economic benefit to the Shire from tourists and tourism. To further develop tourism in the Shire, a Strategic Plan should be developed which should include the following:

- Goals for each of the key tourism categories, such as Geo-tourism, events and Eco-tourism,
- Desired outcomes,
- Actions,
- Measurements of Success,
- Key Agencies,
- Timeframes,
- Estimated Budget.

## **RECOMMENDATIONS**

That the Tourism Strategy 2014 as presented be adopted and that a review and update be undertaken every two years to maintain its currency.

## **VOTING REQUIREMENT**

Simple Majority

## **COUNCIL DECISION**

**Moved Cr AE Taylor, Seconded Cr MWV Taylor** that the Tourism Strategy 2014 as presented be adopted, with minor amendments on page 19 of the document relating to the Battery, and that a review and update be undertaken every two years to maintain its currency.

**CARRIED (6 VOTES TO 0)**

### ***Reason for Alteration to Recommendation:***

*Council wanted to ensure accurate information was recorded in the document at the time of adoption.*



# **Shire of Leonora**

## **Tourism Strategy**

**Verson 1 – April, 2014**

## Contents

Contents.....	2
Executive Summary.....	4
Overview of Tourism in the Shire .....	6
Key Stakeholders.....	6
Accommodation.....	8
Hoover House Bed & Breakfast.....	8
Leonora Lodge.....	9
Leonora Caravan Park .....	10
Leonora Motor Inn.....	10
Leonora Villas.....	11
Central Hotel.....	11
White House Hotel.....	12
Leinster Lodge.....	12
Leinster Caravan Park .....	12
Transport.....	14
Flights .....	14
Bus.....	15
Road .....	16
Tourist Attractions .....	17
Marketing & Promotion.....	24
Goldfields Tourism Network Association Inc. ....	24
Shire of Leonora.....	25
Australia’s Golden Outback.....	26
Visitor Information Centres .....	26
Statistics & Research.....	27
Visitors to Australia’s Golden Outback .....	27
Domestic Statistics – Overnight Visitor Profile .....	27
Domestic Day Statistics – Visitor Expenditure .....	29
Domestic Overnight Statistics – Visitor Expenditure .....	29
International Statistics – Overnight Visitor Profile .....	30
International Overnight Statistics – Visitor Expenditure .....	31
Legislation, Regulation & Policy.....	32

Future Tourism Potential .....	35
Project Development .....	35
Forward Action Plans .....	38
Risk Analysis .....	39
Evaluation for Continual Improvement .....	40
Recommendations .....	42
References .....	43
Appendix 1: GTNA Brochure .....	44
Appendix 2: Advertisement from The West Australian Newspaper.....	45
Appendix 3: Advertisement from Sunday Times Escape .....	46
Appendix 4: Gwalia Museum & Hoover House Brochure .....	47
Appendix 5: Hoover House – Unwind at an Outback Oasis Brochure .....	48
Appendix 6: The Leonora Loop Trails Brochure .....	49
Appendix 7: Welcome To maps for Leonora and Gwalia.....	50
Appendix 8: Gwalia Interactive Map Flyer .....	51
Appendix 9: Shire of Leonora Business Directory .....	52
Appendix 10: Northern Goldfields Regional Map .....	53
Appendix 11: Australia’s Golden Outback Holiday Planner .....	54

### **Acknowledgements**

Images throughout the Tourism Strategy have been provided by the Shire of Leonora, Mrs Elaine Labuschagne, and Mrs Kim Hewson for the purpose of inclusion in the Tourism Strategy.

The Shire would also like to acknowledge and thank the participants who have attended workshops for the development of this Strategy.

## Executive Summary

The Shire of Leonora ('Shire') is located approx. 830km north-east of Perth, the capital of Western Australia, and approx. 230kms north of Kalgoorlie, and encompasses an area of 31,893.2km<sup>2</sup>.



*Map of Location of Shire of Leonora, Western Australia*

The Shire includes the towns of Leonora, Leinster, Agnew and the settlement of Gwalia (within the Leonora townsite). Abandoned townsites include Eulaminna, Kathleen, Kurrajong, Lawlers, Linden, Malcolm, Mertondale, Murrin Murrin, Sir Samuel, Vivien, Woodarra and Yundamindera also known as the 'Granites'.

The Shire can be accessed via the following Shires:

- North - Meekatharra and Wiluna,
- East - Laverton,
- West - Sandstone,
- South - Menzies and Kalgoorlie-Boulder.

Australian Bureau of Statistics records for the Shire at the 30<sup>th</sup> of June 2011 state <sup>1</sup>:

- the estimated resident population was 2,513,
- the median age was 31.9 years,
- 80.9% of the resident population within the working population age (15 – 64),
- 45.2% of the resident population were born overseas,
- the total number of residents in the labour force was 1,344 in a total of 52 businesses,
- the primary occupations of employed persons were machinery operators and drivers (30.2% of employed resident population) and technicians and trades workers (23.7% of employed resident population),

---

<sup>1</sup> The population figures relate to Local Government Area (LGA) boundaries as defined in the Australian Statistical Geography Standard (ASGS) and stated in ABS Basic Community Profile.



- the primary industries employing residents were mining (49.5% of employed resident population), manufacturing (10% of employed resident population), and construction (7.2% of resident population),
- <sup>2</sup>the value of minerals and petroleum to the Shire of Leonora in 2013 was \$1,594,666,656.

The Shire recognises the potential for a greater diversification of its tourism product, and the economic and social benefit that comes from more tourists to the Shire and travelling through the region. The main goals of the strategy include:

- To review the current tourism scenario including accommodation, transport, tourist activities, marketing and promotion,
- To review future tourism potential through project development and action plans which have the possibility of increasing business activity in the Shire,
- To analyse the risk associated with tourism in the Shire.

The Shire conducted workshops in November 2013 and February 2014 with key stakeholders to assist in the development of the Tourism Strategy. The facilitation of the workshops and the completion of the Tourism Strategy was completed by Mrs Kim Hewson, Principal of Economic Transitions and Mrs Elaine Labuschagne, Manager, Economic & Heritage Services, Shire of Leonora.

---

<sup>2</sup> The figure for the value of minerals and petroleum by region by Local Government Area is provided by the Department of Mines and Petroleum, Government of Western Australia.

## Overview of Tourism in the Shire

### Key Stakeholders

Tourism in the Shire is supported by a number of stakeholders comprising government, government agencies and associations providing both direct and indirect support:

- *Direct Support:*
  - The Shire through its **Visitor Information Centre** located at the corner of Tower and Trump Street, in the Leonora town centre, the Gwalia Ghost Town and Museum, and the Leinster Community Resource Centre located at the Leinster Shopping Centre.
  - **Goldfields Tourism Network Association Inc ('GTNA')**, which is financially supported by the Shires of Leonora, Laverton, Menzies, Coolgardie and the City of Kalgoorlie-Boulder and includes the Golden Quest Discovery Trail. GTNA operates as a not-for-profit regional tourism association that promotes and markets tourist attractions, trail and the tourism industry in the Goldfields region. Its main objective is to increase visitation and duration of stay to the Goldfields region, which will increase economic and social benefits to the WA Goldfields community.
  - **Goldfields Esperance Tourism Alliance ('GETA')**, the tourism development arm of the GEDC focusing enhancing the tourism industry and providing feedback and input to Tourism WA, and the WA Tourism Council and Tourism Australia.
  - **Australia's Golden Outback ('AGO')**, which is one of five Western Australian regions is supported by Tourism WA through the Government of Western Australia for the promotion and marketing of the Golden Outback to intrastate, interstate and international visitors.
- *Indirect Support:*
  - Other **Visitor Information Centres in surrounding Shires** including Laverton, Menzies, Sandstone, Wiluna, Meekatharra and the City of Kalgoorlie-Boulder. The Visitor Information Centres in each of these towns, and more broadly throughout the region, by provide a key marketing and promotional role in increasing the stay of visitors to the region.
  - **Goldfields Esperance Development Commission ('GEDC')**, which is a state government agency whose objectives are to maximise job creation and improve career opportunities in the Region; Develop and broaden the economic base of the Region; Identify infrastructure services to promote business development within the Region; Provide information and advice to promote business development within the Region; Seek to ensure that the general standard of government services and access to those services in the Region is comparable to that which applies in the metropolitan area; Generally take steps to encourage, promote, facilitate and monitor the economic development in the Region. The GEDC has assisted the Shire on previous projects including the development of the Leonora Loop Trails, and a Northern Goldfields brochure, both in 2008.
  - **Department of Parks and Wildlife** through the State Government of Western Australia provide conservation and land management support to the Shire. The Shire provides brochures on nature and reserves throughout the Goldfields including the Shire of Leonora.
  - **Department of Mines and Petroleum** through the State Government of Western Australia providing support and advice to prospectors and miners in the Shire.

- **Tourism Australia** which is supported federally through the Tourism Australia Act (2004) and aims to influence people travelling to Australia to also travel throughout Australia; to influence Australians to travel throughout Australia, including for events; to help foster a sustainable tourism industry in Australia; and to help increase the economic benefits to Australia from tourism.
- **Previous tourists to the Shire** who provide a recommendation by word-of-mouth, and information on where to go and what to do.

## Accommodation

### ***Hoover House Bed & Breakfast***

Gwalia Street, Gwalia

P: 08 9037 7122

E: [museum@gwalia.org.au](mailto:museum@gwalia.org.au)

W: [www.gwalia.org.au](http://www.gwalia.org.au)

#### **Description:**

Hoover House Bed & Breakfast is located just 3km from Leonora's town. Once the grand home of the managers of the Sons of Gwalia Mine, Hoover House is a luxury Bed & Breakfast and function venue in the historical settlement of Gwalia. The house was designed in 1897 by the mine's manager, Herbert Hoover, who later became the 31<sup>st</sup> President of the United States of America. The building has been completely renovated and today B&B guests can enjoy Hoover's legacy – three magnificent bedrooms now opulently decorated in period style, the grand dining room where mining deals were once negotiated, and tranquil views over the spectacular Goldfields landscape from the wide verandas. Guests can enjoy coffee and cake on the veranda decking or the wide green front lawn overlooking the modern open pit mine, for gold is still mined at Gwalia. As night falls and the stars emerge, the peaceful ambience on the back veranda overlooking Mt Leonora has to be experienced – you might even see a kangaroo!

#### **Accommodation:**

- Two en-suite bedrooms and one bedroom with a separate bathroom. The bedrooms are decorated in period style. Continental breakfast is provided for guests.

#### **Facilities:**

- Tea and coffee making facilities,
- Conference facilities,
- Wide decked veranda to enjoy refreshments,
- Historical museum and archive,
- Overlooking modern open pit mine,
- Short walk from the Gwalia ghost town.



*External side view of Hoover House*



*Access way to Hoover House, Museum & Archives*



*Exterior view of Archive in the Old Assay Office*



*Overlooking Sons of Gwalia*

## ***Leonora Lodge***

1126 Otterburn Street, Leonora

P: 08 9037 7053

E: [leonora@opl.net.au](mailto:leonora@opl.net.au)

W: [www.opl.net.au](http://www.opl.net.au)

### **Description:**

The Leonora Lodge is an Outback Parks & Lodges' flagship property, and was originally a mining village for fly-in/fly-out workers at the nearby St Barbara Ltd. The Lodge has been extensively refurbished since its relocation to Otterburn Street. It is an easy walk or short drive to the main street which offers visitors pubs, a chemist, general store, post office, service stations, mechanical repairs and ATM.

### **Accommodation:**

- Self-contained units with fully equipped kitchen, lounge room, and bedrooms with private en-suites,
- One or two bedroom units are available all with veranda and parking,
- Motel style double rooms with en-suite,
- Single rooms with en-suite.

### **Facilities:**

- Flat screen TVs with Foxtel,
- Reverse cycle air conditioning,
- Bar fridge,
- Tea & coffee making facilities,
- Outdoor swimming pool,
- Fully equipped gymnasium,
- Pool table & table tennis,
- Complimentary guest laundry facilities,
- Guest BBQ area,
- Ample secure parking,
- Dining room offers:
  - Buffet style breakfast,
  - Packed lunch,
  - Evening meals,
- Complimentary ice,
- Internet access,
- Well established gardens.



*External view of Leonora Lodge*

### ***Leonora Caravan Park***

42 Rochester Street, Leonora

P: 08 9037 6568

E: [leonoracp@opl.net.au](mailto:leonoracp@opl.net.au)

W: [www.opl.net.au](http://www.opl.net.au)

#### **Description:**

Leonora Caravan Park is a small, friendly oasis right in the centre of town. The Park is a popular base for prospectors who come back year after year looking for gold and sharing their stories around a camp fire at the end of a day.

#### **Accommodation:**

- Self-contained cabins,
- 30 single budget rooms with en-suite,
- 50 powered sites,

#### **Facilities:**

- Grassy lawn for camping,
- Camper's kitchen,
- Guest BBQ area,
- Outdoor fire place & bird sanctuary,
- Playground,
- Internet access,
- Dogs welcome on a leash,
- Modern ablutions,
- Guest coin operated laundry facilities.



*Exterior view of Leonora Caravan Park*

### ***Leonora Motor Inn***

48 Tower Street, Leonora

P: 08 9037 6444

E: [leonoramotorinn@bigpond.com](mailto:leonoramotorinn@bigpond.com)

#### **Description:**

Conveniently located on Tower Street, just a short walk to the centre of town.

#### **Accommodation:**

- 4 King executive suites,
- 14 Queen suites,
- 38 spacious rooms fully self-contained with en-suite bathrooms.

#### **Facilities:**

- Reverse cycle air-conditioning,
- Ample car parking for large vehicles and trucks,
- Laundry,
- Room service,
- After-hours check-in,
- Charge back facilities at main eateries in town.



*Exterior view of Leonora Motor Inn*

### ***Leonora Villas***

Tower Street, Leonora

P: 08 9037 6400

E: [butsonsbs@westnet.com.au](mailto:butsonsbs@westnet.com.au)

#### **Description:**

Recently established self-contained villas in a secure complex, located within the town centre and walking distance to shops, hotels and service stations.

#### **Accommodation:**

- 4 two-bedroom fully self-contained villas including laundry facilities.

#### **Facilities:**

- Parking.



*Exterior view of Leonora Villas*

### ***Central Hotel***

10 Tower Street, Leonora

P: 08 9037 6042

E: [thecentralhotel@bigpond.com](mailto:thecentralhotel@bigpond.com)

#### **Description:**

Established in 1903, the Central Hotel Motel is full of Goldfields charm, with its relaxed atmosphere you can enjoy a cold drink in the beer garden, enjoy a delicious meal in the restaurant, or catch up with some of Leonora's locals in the bar.

#### **Accommodation:**

- 12 self-contained motel units with double bed accommodation in all units,
- 8 standard single air-conditioned rooms with shared bathroom.

#### **Facilities:**

- Dining room offers meals from 6pm – 8.30pm daily,
- Lounge, bars and beer garden.



*Exterior view of Central Hotel*

### ***White House Hotel***

120 Tower Street, Leonora

P: 08 9037 6030

E: [whitehousehotel@bigpond.com.au](mailto:whitehousehotel@bigpond.com.au)

#### **Description:**

Historic hotel built c. 1902 with traditional outback character and charm.

#### **Accommodation:**

- 1 double room,
- 2 single rooms,
- 6 twin rooms.

#### **Facilities:**

- Shared bathrooms,
- Laundry,
- Ample parking,
- Bars,
- Restaurant,
- Counter meals available from the bar,
- Beer garden,
- Pool table.



*Exterior view of White House Hotel*

### ***Leinster Lodge***

Mansbridge Street, Leinster

P: 08 9037 9556

E: [tavern.leinster@spotless.com.au](mailto:tavern.leinster@spotless.com.au)

#### **Description:**

Budget accommodation opposite the Leinster Tavern.

#### **Accommodation:**

- 16 rooms with en-suite, choice of single or double accommodation.

#### **Facilities**

- Air-conditioning and heating,
- Television.

### ***Leinster Caravan Park***

Mansbridge Street, Leinster

P: 08 9037 9218

#### **Description:**

Leinster Caravan Park provides budget priced accommodation in Leinster.

#### **Accommodation:**

- 36 sites.



## **Facilities**

- Powered sites,
- Laundry facilities,
- Male and female bathrooms,
- Sump point,
- Pet friendly,
- Mobile phone reception,
- Meals can be purchased from the BHP Leinster Village, breakfast from 4.30am – 8.30am and dinner from 4.30pm – 8.30pm.

## Transport

The expansive distance and high cost of travel between not only Perth and Leonora, but also nearby regional towns such as Kalgoorlie and Laverton, can be prohibitive for many travellers wishing to travel to the region. The most common modes of travel are air and car for intra- and inter-state visitors, and bus for those partaking a shorter travel distance such as from Laverton or Kalgoorlie.

### *Flights*

Currently there is only one commercial air service available between Perth and Leonora, Skippers Aviation. Access to and from other destinations around Australia travel via Perth, Western Australia.

The airport is located along the western side of the town site, with the terminal 1.5km from the central business area.



*Leonora Airport*

Airport Code: LNO

### **Skippers Aviation**

Skippers Aviation commenced operation in 1990, operating a fleet of three Cessna Conquest turbo prop aircraft and one Cessna 402C from the Flight Centre facility at the Perth domestic airport.

During the past twenty three years, Skippers have focused primarily on its core business of providing outstanding service and flexibility to the resource industry within Australia as well as Regulated Passenger Transport destinations. Their key advantage is being equipped with modern aircraft especially suited to the rough airstrips and harsh conditions often found in remote locations.

Skippers continues to operate quality air services connecting remote Western Australian communities with Perth city, including services to Mt Magnet, Meekatharra, Leonora, Laverton, Wiluna, Shark Bay and Carnarvon communities.

In 2008, the addition of more De Havilland Dash 8-300, 50 passenger aircraft scaled their current fleet to 24 aircraft. In 2011, two De Havilland Dash-8 300Q, 52 passenger aircraft were added to the fleet which now comprises 26 aircraft. In 2013, the company acquired two F100 - 108 seat aircraft which now gives the company a total capacity of 983 seats. Skippers has the capabilities and resources to provide a quality service at levels of safety and comfort comparable with other major airlines.

Skippers is wholly privately Western Australian owned and operated.

## Flight Schedule

Monday				
Flight no.	Depart	Time	Arrive	Time
JW1931	<i>Perth</i>	7.45am	<i>Laverton</i>	9.30am
	<i>Laverton</i>	10.00am	<i>Leonora</i>	10:30am
	<i>Leonora</i>	11.15am	<i>Perth</i>	12:55pm
Tuesday				
No Flights Scheduled				
Wednesday				
Flight no.	Depart	Time	Arrive	Time
JW1930	<i>Perth</i>	8.30am	<i>Laverton</i>	10.15am
	<i>Laverton</i>	10.45am	<i>Leonora</i>	11:15am
	<i>Leonora</i>	12.00pm	<i>Perth</i>	1.40pm
Thursday				
Flight no.	Depart	Time	Arrive	Time
JW 1933	<i>Perth</i>	2.45pm	<i>Leonora</i>	4:15pm
	<i>Leonora</i>	5:15pm	<i>Perth</i>	7.00pm
Friday				
Flight no.	Depart	Time	Arrive	Time
JW1932	<i>Perth</i>	1:00pm	<i>Laverton</i>	2:50pm
	<i>Laverton</i>	3:20pm	<i>Leonora</i>	3:50pm
	<i>Leonora</i>	4:30pm	<i>Perth</i>	6:10pm
Saturday				
No Flights Scheduled				
Sunday				
No Flights Scheduled				

### *Skippers Weekly Flight Schedule*

The cost of travel one way between Perth and Leonora is currently \$415.00 (as at April 2014) however advertised specials for online bookings are available periodically and priced between \$227.00 and \$299.00. Child fares are available from Skippers on request and dependent on the passenger's age and travelling companion.

### **Bus**

Currently there is only one bus service available between Kalgoorlie and Leonora (through to Laverton and return), GRT Express.

### **GRT Express**

Goldrush Tours commenced operation in 1973 and over the past three decades has grown to become the largest privately owned luxury Coach Company in Western Australia. Based in Kalgoorlie and with a branch in Leinster, GRT Express provides regular return services between Kalgoorlie and Laverton via Leonora. Their modern coaches feature video and DVD entertainment and comforts such as reclining seats, ample legroom, and on board toilets. Seatbelts are also fitted for passengers' safety. Meal breaks are enjoyed at Leonora en route to and from Kalgoorlie.

Bus Schedule		
<b>Thursday</b>		
<b>Kalgoorlie - Leonora</b>	<b>Depart</b>	<b>Time</b>
	Kalgoorlie Railway Station	10.00am
	Kalgoorlie Visitor Information Centre	10.15am
	Menzies	11.40am
	Kookynie Turnoff	12.05pm
	Leonora - Arrive	12.30pm
	Leonora - Depart	1.00pm
	Murrin Murrin Turnoff	1.45pm
	Mt Morgan Turnoff	1.55pm
	Laverton	2.30pm
<b>Friday</b>		
<b>Leonora - Kalgoorlie</b>	<b>Depart</b>	<b>Time</b>
	Laverton	10.00am
	Mt Morgan Turnoff	10.30am
	Murrin Murrin	10.40am
	Leonora - Arrive	11.15am
	Leonora - Depart	11.30am
	Kookynie Turnoff	12.00pm
	Menzies	12.30pm
	Kalgoorlie	2.00pm

*GRT Weekly Bus Schedule*

The cost of adult travel one way between Kalgoorlie and Leonora is currently \$63.00 and child fare is \$36.00 (as at April 2014). Concession fares (same as child fare) is available for Pensioners, Healthcare Card Holders, and full-time students who are able to provide proof of identity.

### **Road**

Many visitors to the Goldfields region visit Leonora travelling through the many access ways in or out of Western Australia:

- Via Kalgoorlie travelling north or south on the Goldfields Highway,
- Via Laverton travelling east or west on the Outback Way and the Laverton-Leonora Road,
- Via Wiluna and Leinster travelling north or south on the Goldfields Highway,
- Via Sandstone on the Leinster-Mt Magnet Road.

For those visitors travelling with caravans, a dump point is provided at the Information Bay located approx. 1km south of the town centre on Tower Street.

Many of the roads in the Shire of Leonora are unsealed. It is advised for all tourists travelling in and around the Shire to check road conditions at either the Visitor Information Centre or on the Shire website, [www.leonora.wa.gov.au](http://www.leonora.wa.gov.au) before travelling out of town.

## Tourist Attractions

While many of the tourist attractions are currently marketed and promoted, the following provides a broad list of attractions which was highlighted during tourism workshops held in the Shire in February 2014:

### ***Gwalia Ghost Town and Museum***

**Tourism Category:** Heritage Tourism, Mine Heritage Tourism

**Location:** approx. 2.5km from Leonora town centre on Tower Street.

**Description:** The Gwalia Ghost Town and Museum is a heritage listed site and offers a large collection of artefacts from the original Sons of Gwalia Mine as well as memorabilia from the Gwalia town site, including Patroni's Guest Home, Mazza's store, miners' cottages and camps, 'Midland' steam engine, the only surviving timber incline headframe in Australia, Western Australia's first passenger train, and one of only three 1912 Fraser and Chalmers winder engines in the world.



### ***Hoover House***

**Tourism Category:** Heritage Tourism, Mine Heritage Tourism

**Location:** approx. 2.5km from Leonora town centre and approx. 250m from the Gwalia Ghost Town.

**Description:** A Federation-era bungalow, it was commissioned in 1898 as the Mine Manager's Residence for the Sons of Gwalia Gold Mine. Its commissioner was an ambitious 23-year-old American named Herbert Clark Hoover (21<sup>st</sup> President of the USA) who was at the time in charge of the mine. Today it operates as a bed and breakfast, and function venue.



### ***Lake Raeside***

**Tourism Category:** Eco-tourism

**Location:** approx. 8kms south of Leonora town on the Goldfields Highway.

**Description:** Lake Raeside, when full, covers an area of about 140,000 hectares and is located in WA. Six creeks and rivers flow into the Lake Raeside. The five longest tributaries are Boyce Creek, Nine Mile Creek, Yerilla Creek, Davis Creek and Crossland Creek - click here for a full list of all 6 tributaries of the Lake Raeside.



### ***Malcolm Dam***

**Tourism Category:** Eco-tourism

**Location:** approx. 12kms east of Leonora on the Laverton-Leonora Road.

**Description:** Once a large rock pool Malcom Dam was excavated, in 1902, into a large dam, in order to increase the capacity of water. It is now a great picnic site and good for yabbing, as well is a very popular camping area.



### ***Leonora Loop Trails***

**Tourism Category:** Heritage Tourism

**Location:** Commence in Leonora and combined travel 432.8kms

**Description:** The Leonora Loop Trails comprise the Agnew Loop (298.4kms) and Darlot Loop (345.8kms). Each trail has approx. 15 interpretive sites and information.



### ***The Breakaways/Terraces***

**Tourism Category:** Geo-tourism

**Location:** approx. 40kms north-east of Leonora town.

**Description:** The 'break-away' formations, created through the erosion of plateaux by wind and rain, are relatively common within outback Australia but 'The Terraces' are a particularly fine example.



### ***Churches***

**Tourism Category:** Heritage Tourism

**Location:** throughout the town of Leonora.

**Description:** The churches from the early 1900's still being used today for services including the Catholic Church – Sacred Heart, and the Leonora Christian Fellowship Church. Many of the church buildings have a colourful history.



### ***Golden Quest Discovery Trail***

**Tourism Category:** Heritage Tourism

**Location:** traverses the Shire with various sites.

**Description:** Spanning 965kms with 25 heritage sites from the Shire of Coolgardie (Site 1) through the Shires of Menzies, Laverton, Leonora and the City of Kalgoorlie-Boulder (Site 25). The sites in the Shire of Leonora include Site 10 – Old Rail Bridges, Site 16 – Gwalia, Site 17 – Leonora, Site 18 – Granite Creek.





### ***Agnew***

**Tourism Category:** Heritage Tourism

**Location:** approx. 130kms north-west of Leonora on the Goldfields Highway/Agnew-Sandstone Road.

**Description:** Located on the Leonora Loop Trails – Agnew Loop, this historic town was named after a miner and declared a town in 1936.



### ***Mt Leonora***

**Tourism Category:** Geo-tourism, Eco-tourism

**Location:** approx. 4kms south of Leonora town.

**Description:** Named after the first European explorer, John Forrest's niece on his arrival in the area in 1869, prior to gold being found nearby and the town of Leonora being developed.



### ***Battery***

**Tourism Category:** Mine Heritage Tourism

**Location:** Battery Place

**Description:** The State Battery machinery was manufactured by Messrs Forward, Down and Co of Adelaide. It was shipped to Fremantle in October 1898 and forwarded to Leonora by rail and road. The erection of the Battery was undertaken by Mr J. Whitelaw and completed in January 1899.



### ***Wildflowers***

**Tourism Category:** Eco-tourism

**Location:** throughout the Shire of Leonora – Goldfields Highway, Laverton-Leonora Road, and various off-roads.

**Description:** During Spring (September – November), view the picturesque scenery of the wildflowers in bloom.



### ***Horse Racing***

**Tourism Category:** Event Tourism

**Location:** Racecourse Road, off Leonora-Mt Ida Road, Leonora.

**Description:** Race meetings, two days, Saturday and Monday are held during the Golden Gift weekend which coincides with the Western Australia Day public holiday in June.



### ***Golden Gift***

**Tourism Category:** Event Tourism

**Location:** run on Tower Street.

**Description:** First held in 2006, the Leonora Golden Gift is held over the June long weekend, and offers elite athletes up to \$50,000 in prize money. This event is held in conjunction with the Menzies Cyclclassic.



### ***Prospecting***

**Tourism Category:** Geo-tourism

**Location:** throughout the Shire of Leonora.

**Description:** While gold is still found through prospecting, it is recommended that prospectors contact the Department of Mines and Petroleum to obtain a miners' right and obtain all of the latest information on prospecting in Western Australia.



### ***Mertondale Townsite***

**Tourism Category:** Heritage Tourism, Mine Heritage Tourism

**Location:** approx. 30kms north of Leonora on the Leonora-Nambi Road.

**Description:** Now an abandoned town site, Mertondale was named after a miner who found a large deposit of gold in the area in 1898. The lease was named Merton's Find, or Merton's Reward, however gold and the town site disappeared around 1910.



### ***Leonora Cemetery***

**Tourism Category:** Heritage Tourism

**Location:** on Memorial Drive approx. 2kms south of Leonora town.

**Description:** The graves provide an historical account of the deaths of residents in Leonora and Gwalia.



### ***Cemeteries***

**Tourism Category:** Heritage Tourism

**Location:** various throughout the Shire of Leonora.

**Description:** Visit the many cemeteries to gain an understanding of the hardships of living in a harsh, remote community in the Northern Goldfields, where water was scarce and sickness was at times rife.





### ***Sports Clubs***

**Tourism Category:** Cultural Tourism, Events Tourism

**Location:** various throughout the Shire of Leonora.

**Description:** Leonora has a range of clubs visitors can partake in a game or simply enjoy some local company – Aquatic Centre, Golf Club, Gun Club, Recreation Centre, Rifle Club, Bowls Club, and Race Club.



### ***Leonora Main Streetscape***

**Tourism Category:** Heritage Tourism

**Location:** Tower Street, town centre.

**Description:** The town centre provides a streetscape that accentuates the history and heritage of the town.



### ***War Memorial***

**Tourism Category:** Heritage Tourism

**Location:** Tower Street

**Description:** Leonora War Memorial commemorates Australian servicemen and women who have served in all wars and conflicts. Annual ANZAC services are held at the War Memorial where both locals and visitors are welcome to commemorate together.



### ***Station Masters House (now privately owned)***

**Tourism Category:** Heritage Tourism

**Location:** 501 Kurrajong Street, Leonora

**Description:** The Station Master's House in Leonora was part of a railway complex constructed in the 1902 by the Public Works Department as a result of the extension of the narrow gauge Eastern Goldfields line from Menzies during the gold boom period of the early 1900s.



### ***Town Historical Buildings***

**Tourism Category:** Mine Heritage Tourism Heritage Tourism, Cultural Tourism

**Location:** Tower Street and surrounding streets

**Description:** Tower Street and surrounding streets provide an historical walk through yester-year. Many of the building façades remain, indicating the year they were erected.



### ***Barnes Federal Theatre***

**Tourism Category:** Heritage Tourism

**Location:** Tower Street

**Description:** Brothers David and Philip Barnes established the Leonora Hotel in 1896. The timber and hessian building was the first hotel in Leonora and was soon doing a roaring trade. It was often advertised as the 'Home of the Working Man'. Work on the hotel's large adjoining hall, known as Barnes' Federal Theatre, started in May 1899 and together with the reconstructed brick and stone Leonora Hotel, opened in April 1901. Constructed of local stone, Barnes' Federal Hall became the focus of regular community and social activities. Gwalia and Leonora residents regularly attended balls, banquets, picture shows, theatre and musical concerts in the hall. The Leonora Hotel was demolished in 1927. In the same year, the Leonora Road Board purchased Barnes Federal Theatre for use as a community hall. In 2006, Barnes Federal Theatre was entered in the Western Australia's State Register of Heritage Places.



### ***Hotels***

**Tourism Category:** Heritage Tourism, Cultural Tourism

**Location:** Tower Street

**Description:** A number of historical hotels are still in operation including the Central Hotel and the White House Hotel. Both offer food and beverage facilities with both providing accommodation.




### ***Gwalia Minesite***

**Tourism Category:** Mine Heritage Tourism

**Location:** Tower Street, Gwalia

**Description:** Once one of the largest gold mines in Australia, the Sons of Gwalia Ltd operated from 1897 to 1963 with United States President Herbert Hoover employed as Manager from May to November 1898. The mine experienced many years of fluctuating profits, closing in 1963. Sons of Gwalia NL was incorporated in 1981, and the mine re-opened. After a second unsuccessful attempt at trading, the mine was eventually sold to St Barbara Ltd in March 2005. The mine is currently in operation.



### ***Information Bay***

**Tourism Category:** Heritage Tourism

**Location:** Tower Street

**Description:** The J.L. Epis Information Bay provides information on businesses in Leonora, and an RV dump point. There is a reconstruction of how gold was won over 100 years ago. A prospector with his dray load of ore breaking the rocks s up with a sledge hammer before shovelling it into the stamp mill which was driven by steam. The ground ore then went over copper plates to extract gold.



### ***Smoodgers Hill***

**Tourism Category:** Eco-tourism

**Location:** Laverton-Leonora Road, turn off to the Lookout at Malcolm

**Description:** Locally known as Tanky Hill, the lookout provides a bird's eye view of Leonora, as well as some great geological formations in the hill.



### ***State Hotel Gwalia***

**Tourism Category:** Heritage Tourism, Cultural Tourism

**Location:** Tower Street, Gwalia

**Description:** Built in 1903, the State Hotel provided a social venue for the residents of Gwalia, many being from the Italian and Yugoslav communities. Today the hotel is owned by St Barbara Ltd but not being used.



### ***Malcolm Townsite***

**Tourism Category:** Heritage Tourism

**Location:** approx. 19kms east of Leonora

**Description:** Gold was discovered in 1895 and by 1903 was a thriving town. Malcolm is now an abandoned mining town.



### ***Walkatjurra Rangers***

**Tourism Category:** Indigenous Tourism, Cultural Tourism

**Location:** Leonora

**Description:** An authentic tour connecting people with Country and providing insight into the Indigenous Culture. Enjoy walks across country from Wiluna to Leonora, camp out bush, enjoy traditional bush tucker and learn about Indigenous Culture. This tour touches on various aspects of cultural experience and educates on traditional land management, bush medicine, cultural knowledge and awareness combined with a practical experience.



## Marketing & Promotion

### *Goldfields Tourism Network Association Inc.*

Marketing and promotion of the Shire of Leonora is primarily conducted by the Goldfields Tourism Network Association Inc ('GTNA') and financially supported by the Shires of Leonora, Laverton, Menzies, Coolgardie and the City of Kalgoorlie-Boulder through a three-year Memorandum of Understanding expiring in 2016. The Golden Quest Discovery Trail ('GQDT'), with Sites 10, 16, 17 and 18 located in the Shire, also provides an avenue for marketing and promotion for the Shire as part of the broader trail.

The GTNA functions daily through an Operational and Marketing Plan, with key objectives including:

- **Marketing:**

- Print – including:

- Imagery – In July 2012, GTNA engaged a professional photographer to travel to the Goldfields to capture the essence of the lands. This visit resulted in hundreds of images being taken, with many now being available through the GTNA image library.
- Postcards – From the imagery, sets of eight postcards were developed for each of the Shires and available for purchase through the Visitor Information Centres.
- Brochures – including the GTNA brochure (refer Appendix 1).
- Golden Quest Discovery Trail Guidebook – providing both historical and current information on Leonora specific to the sites on the Trail.

- Digital – including:

- [www.goldfieldstourism.com.au](http://www.goldfieldstourism.com.au)
- [www.goldenquestdiscovery.com](http://www.goldenquestdiscovery.com)

- Signage – through the Shire specifically for the GQDT and Sites 10, 16, 17 and 18.



- **Web Development:**

- Updates – Continual updates to the GTNA website to maintain the site ranking with Google. This includes the expanded Media Download area that links visitors with Photo bucket and the GTNA image library.
- Google Analytics – Ensuring that Pure Visits are increasing and consistent with Advertising undertaken for both GTNA and GQDT.
- Inclusion on Social Media including Facebook, Pinterest and Twitter.

- **Visitor Information:**

- Consumer Shows – Attendance at Consumer Shows representing the Shires including:
  - Perth Caravan and Camping Show,
  - Melbourne Caravan and Camping Show,
  - Brisbane Caravan and Camping Show,
  - Perth 4WD Show,
  - Other shows in conjunction with Australia's Golden Outback.



- **Advertising:**

- Print – including:
  - Cooks South West,
  - Australia's Golden Outback Holiday Guide,

- The West Australian (refer Appendix 2),
  - Sunday Times Escape (refer Appendix 3).
- Digital – including:
  - [www.perthnow.com.au](http://www.perthnow.com.au)
  - [www.exploreeoz.com](http://www.exploreeoz.com)
- Television – including a TV commercial which appeared on GWN and 7TWO over a one month period in May 2013. As the ad is non-time specific, the ad will be used again for future advertising campaigns.
- **Media and Trade:**
  - Escorted visits – for both national and international media and trade delegations highlighting the major attractions in the Shire.

### ***Shire of Leonora***

The Shire provides support for marketing and advertising of the tourist attractions through a range of mediums, as well as promotional mediums to enhance the visitor experience:

- **Marketing:**
  - Print – including:
    - Brochures -
      - Gwalia Museum and Hoover House (refer Appendix 4),
      - Hoover House – Unwind at an Outback Oasis (refer Appendix 5),
      - The Leonora Loop Trails (refer Appendix 6),
      - Welcome To maps for Leonora and Gwalia (refer Appendix 7),
      - Gwalia Interactive Map (refer Appendix 8),
      - Shire of Leonora Business Directory (refer Appendix 9),
      - Northern Goldfields Travel Planner,
      - Northern Goldfields Regional Map (refer Appendix 10).
    - Newsletters –
      - Tower Street Times – a monthly publication providing information to residents in the Shire highlighting activities and attractions forthcoming.
      - Gwalia Newsletter – a bi-monthly newsletter providing information to past and present Shire residents, industry and funding partners, highlighting activities specific for the historical settlement of Gwalia, and events.
  - Regional newspaper (Kalgoorlie Miner) regular media articles relating to Gwalia and events including the 50<sup>th</sup> anniversary of the closure of the Sons of Gwalia Mine, and the new online map.
  - Digital –
    - [www.leonora.wa.gov.au](http://www.leonora.wa.gov.au) - information on attractions in the Shire on the website.
    - [www.leonoragoldengift.com](http://www.leonoragoldengift.com) – information on the Leonora Golden Gift.
    - [www.gwalia.org.au](http://www.gwalia.org.au) – information on the historical settlement of Gwalia, attractions, latest news and contact details.
  - Signage – throughout the Shire providing information on major attractions, including the Information Board located approx. 1km south of the town centre on Tower Street, and directional signage to Gwalia.





- **Advertising:**
  - Print – including regional newspapers promoting the Leonora Golden Gift, and the 50<sup>th</sup> anniversary of the closure of the Sons of Gwalia mine.
- **Radio:**
  - Interviews with ABC Radio promoting Leonora, Gwalia and other attractions within the Shire.
- **Promotional:**
  - Gwalia Audio Tour – including 50-60 points throughout Hoover House and the Gwalia Museum, the audio tour provides commentary on each of the main points of interest.
  - Interactive Map – visitors can download the map or install the QR code to their smart phone or tablet to explore 31 attractions at the Gwalia Ghost Town and Museum, or access the map on [www.gwalia.org.au](http://www.gwalia.org.au)

### ***Australia's Golden Outback***

Funded by Tourism WA through the State Government of Western Australia, Australia's Golden Outback provides support through (not limited to):

- Web marketing, [www.australiasgoldenoutback.com](http://www.australiasgoldenoutback.com),
- Specific for the Northern Goldfields region, [http://www.australiasgoldenoutback.com/travel-destinations-outback-australia/Kalgoorlie\\_and\\_Goldfields/Northern\\_Goldfields](http://www.australiasgoldenoutback.com/travel-destinations-outback-australia/Kalgoorlie_and_Goldfields/Northern_Goldfields) which includes information on:
  - Indigenous culture,
  - Travel planner,
  - Drive routes,
  - 4WD adventures,
  - Travel tips, distances and fuel stops,
  - Outback road safety tips.
- Australia's Golden Outback Holiday Planner (refer Appendix 11),
- Trade and consumer shows including the Caravan and Camping Shows throughout the year targeting the national audience,
- Trade shows including Australian Tourism Exchange and various additional trade shows throughout the year targeting the international audience,
- Trade familiarisations throughout the region including hosting international wholesale and inbound agents,
- Social media including Facebook,
- Financial support to GTNA for advertising in The West Australian and Sunday Times Escapes.

### ***Visitor Information Centres***

The Visitor Information Centres throughout the region cross promote each of the shires/city to visitors to enhance their visit, increase the length of stay in the region, and increase the economic benefit from retail and hospitality sales.

The Shires of the Northern Goldfields produces a Northern Goldfields Regional Map highlighting the Visitor Information Centre of the region, places of interest to visit, and an information map which includes trails, major roads and routes, towns through to the Northern Territory and South Australian border (refer Appendix 10).

## Statistics & Research

Visitor numbers to the Shire of Leonora are currently collected at the Gwalia Museum and the Visitor Information Centre. For the purpose of providing tourist numbers in the Tourism Strategy, statistics available from Tourism WA and Tourism Research Australia have been included where relevant.

Tourism Research Australia has provided the following statistics in their 'Regional Tourism Profile for Australia's Golden Outback for 12/13' which includes all Shires and Cities in the AGO region. While statistics are not available for the Shire independently, the following provides a snapshot of tourism to the region and potential for growth to the Shire.

### Visitors to Australia's Golden Outback

	Expenditure	Visitors	Nights	Average stay	Average trip expenditure	Average nightly expenditure
	\$ million	'000	'000	Nights	\$	\$
Domestic day	96	740	np	np	130	np
Domestic overnight	380	745	3,084	4	510	123
International	53	41	901	22	1,293	59

### Domestic Statistics – Overnight Visitor Profile

<sup>1</sup>Top Three SA2's Visited:

	Visitors	Nights	Share of visits	Share of nights	Share of nights
	'000	'000	%	%	Nights
51199 Kalgoorlie	152	484	20	16	3
51194 Esperance	152	673	20	22	4
51215 Meekatharra	99	474	13	15	5

*Purpose of Visit to the Region:*

	Visitors	Nights	Share of visits	Share of nights	Share of nights
	'000	'000	%	%	Nights
Holiday	261	1,102	35	36	4
Visiting friends/relatives	211	730	28	24	3
Business	219	955	29	31	4
Other	44	138	6	4	3

*Top 3 Accommodation Venues:*

	Visitors	Nights	Share of visits	Share of nights	Share of nights
	'000	'000	%	%	Nights
Home of friend or relative	237	823	32	27	3
Hotel, resort, motel or motor Inn	193	435	26	14	2
Total camping/caravan	164	859	22	28	5

<sup>1</sup> SA2 is an area defined in the Australian Statistical Geography Standard (ASGS), and consists of one or more whole Statistical Areas Level 1 (SA1s). In rural areas they define functional zones of social and economic links.

*Transport:*

	Visitors	Nights	Share of visits	Share of nights	Share of nights
	'000	'000	%	%	Nights
Air	138	782	19	25	6
Drive	514	1,878	69	61	4
Other	79	265	11	9	3

*Experiences:*

	Visitors	Nights	Share of visits	Share of nights	Share of nights
	'000	'000	%	%	Nights
Culture and heritage	142	np	19	np	np
Nature based	173	np	23	np	np
Indigenous	np	np	np	np	np
Food and wine	240	np	32	np	np

*Top Three Information Sources:*

	Visitors	Nights	Share of visits	Share of nights	Share of nights
	'000	'000	%	%	Nights
Internet	211	1,091	28	35	5
Previous visit	192	957	26	31	5
Friends or relatives	88	388	12	13	4

*Top Three Visitor Origins:*

	Visitors	Nights	Share of visits	Share of nights	Share of nights
	'000	'000	%	%	Nights
WA	648	2,342	87	76	4
Qld	np	np	np	np	np
Vic	np	np	np	np	np

*Travel Party Type:*

	Visitors	Nights	Share of visits	Share of nights	Share of nights
	'000	'000	%	%	Nights
Travelling alone	181	758	24	25	4
Adult couple	159	668	21	22	4
Family group	163	559	22	18	3
Friends or relatives	109	528	15	17	5
Business associates	113	505	15	16	4
Other	np	np	np	np	np



## Domestic Day Statistics – Visitor Expenditure

### Expenditure by Item

Food and drink	Transport fares and packages	Fuel	Shopping	Entertainment	Other	Total expenditure
	\$ million	\$ million	\$ million	\$ million	\$ million	\$ million
25	9	36	18	4	4	96

### Destination Expenditure by Purpose of Visit

	Expenditure	Share of expenditure	Visitors	Expenditure per visitor
	\$ million	%	'000	\$
Holiday/leisure	46	52	320	143
Visiting friends and relatives	np	np	np	np
Business	np	np	np	np
Other	np	np	np	np

## Domestic Overnight Statistics – Visitor Expenditure

### Expenditure by Item

Expenditure by item	\$ million
Accommodation	85
Food and drink	76
Airfares	63
Other transport fares	10
Fuel	87
Shopping	18
Entertainment	6
Other	1
Packages	4
<b>Total expenditure</b>	<b>380</b>

### Destination Expenditure by Purpose of Visit

	Expenditure	Share of expenditure	Visitors	Visitor nights	Visitor nights	Visitor nights
	\$ million	%	'000	'000	\$ million	%
Holiday/leisure	136	46	281	1,231	485	111
Visiting friends and relatives	50	17	212	760	237	66
Business	98	33	219	955	446	102
Other	np	np	np	np	np	np

### Destination Expenditure by Origin (Intrastate/Interstate)

	Expenditure	Share of expenditure	Visitors	Visitor nights	Expenditure per visitor	Expenditure per night
	\$ million	%	'000	'000	\$	\$
Intrastate	247	83	648	2,342	381	105
Interstate	52	17	97	742	531	69
Total destination expenditure	298	100	745	3,084	400	97

## International Statistics – Overnight Visitor Profile

<sup>1</sup>Top Three SA2's Visited:

	Visitors	Nights	Share of visits	Share of nights	Average stay
	'000	'000	%	%	Nights
51194 Esperance	14	114	34	13	8
51199 Kalgoorlie	11	288	27	32	26
51202 Kambalda - Coolgardie - Norse	6	46	15	5	8

*Purpose of Visit to the Region:*

	Visitors	Nights	Share of visits	Share of nights	Average stay
	'000	'000	%	%	Nights
Holiday	26	330	64	37	13
Visiting friends/relatives	7	131	17	15	19
Business	3	127	7	14	43
Education	np	np	np	np	np
Other	5	295	13	33	56

*Top 3 Accommodation Venues:*

	Visitors	Nights	Share of visits	Share of nights	Average stay
	'000	'000	%	%	Nights
Caravan	14	67	33	7	5
Hotel, resort, motel, motor Inn	10	63	24	7	7
Home of friend or relative	9	228	22	25	26

*Transport:*

	Visitors	Nights	Share of visits	Share of nights	Average stay
	'000	'000	%	%	Nights
Air	11	283	27	31	26
Drive	27	450	66	50	17
Other	6	168	15	19	27

*Experiences:*

	Visitors	Nights	Share of visits	Share of nights	Average stay
	'000	'000	%	%	Nights
Culture and heritage	28	np	20	np	np
Nature based	34	np	20	np	np
Indigenous	14	np	13	np	np
Food and wine	37	np	21	np	np

<sup>1</sup> SA2 is an area defined in the Australian Statistical Geography Standard (ASGS), and consists of one or more whole Statistical Areas Level 1 (SA1s). In rural areas they define functional zones of social and economic links.

*Top Three Information Sources:*

	Visitors	Nights	Share of visits	Share of nights	Average stay
	'000	'000	%	%	Nights
Internet	24	446	55	50	18
Friends/relatives	19	404	44	45	21
Travel book or guide	9	62	20	7	7

*Top Three Visitor Origins:*

	Visitors	Nights	Share of visits	Share of nights	Average stay
	'000	'000	%	%	Nights
United Kingdom	9	144	22	16	17
New Zealand	7	266	17	30	40
Germany	5	66	12	7	14

*Travel Party Type:*

	Visitors	Nights	Share of visits	Share of nights	Average stay
	'000	'000	%	%	Nights
Travelling alone	22	687	54	76	31
Adult couple	12	88	29	10	7
Family group	np	np	np	np	np
Friends or relatives	5	113	12	13	24
Business associates	np	np	np	np	np

***International Overnight Statistics – Visitor Expenditure***

*Expenditure on Accommodation, Food and Beverages (AFB)*

Total expenditure	AFB expenditure	Share of AFB expenditure	AFB share of region expenditure
\$ million	\$ million	%	%
53	28	0	54

## Legislation, Regulation & Policy

**Tourism WA** is a statutory authority under the portfolio of the Minister for Tourism and is governed by a Board of Commissioners. Responsible for promoting Western Australia as an attractive holiday, event, convention and incentive travel destination, nationally and overseas, Tourism WA enhances the tourism industry, infrastructure and product base.

Tourism WA focuses on three key operational areas which aim to increase visitor numbers and the tourism industry's contribution to the State economy:

- Marketing the State as a competitive tourism destination
- Developing, attracting and marketing major events
- Supporting significant tourism infrastructure and development projects.

The State Government Strategy for Tourism in Western Australia 2020 was released on December 2012 following comprehensive consultation with the tourism industry and government agencies. The overall vision statement for both Tourism WA and for the Western Australia tourism industry is as follows:

*Through partnership between private sector and government, the State's tourism industry will achieve its full potential by delivering against the tourism brand promise – Experience Extraordinary Western Australia.*

To bring this vision to life, over the decade between 2010 and 2020, a stretch goal for tourism in Western Australia has been developed. This is:

*To double the value of tourism in Western Australia – from \$6 billion in 2010 to \$12 billion by 2020.*

To achieve the stretch goal, seven strategic pillars have been identified. These pillars have been determined by linking the critical issues facing tourism and the current strategies of Tourism WA, other government agencies (Federal, State and Local) and the broader tourism industry.

**Australia's Golden Outback** was established in early 2004 following the development of the "New Concept for State Tourism" by the Western Australian Tourism Commission.

The Region comprises of four tourism precincts - Goldfields, Gascoyne/Murchison, Wheatbelt and Coastal sub-regions. It is the recognised marketing organisation under the umbrella of Tourism Western Australia (TWA) formerly the Western Australia Tourism Commission and has the specific task of marketing and undertaking promotional activities that will establish the region as a highly desirable tourism destination for intrastate, interstate and international visitors.

Their mission is to increase visitor numbers to the region, extend the average length of stay and encourage visitor spending.

It is the intention of the organisation to provide regional stakeholders with a clear understanding of the promotional direction and key marketing activities of "Australia's Golden Outback" that they can work cooperatively with when considering marketing opportunities for their own tourism businesses.

The organisation will also work closely with the industry by taking a positive, proactive and integrated approach to developing defined marketing strategies, that will create a broader understanding of the importance of collaboration across the four tourism precincts within the region thereby encouraging tourism development and growing visitor numbers.

The objectives of the organisation are to:

- Establish the Australia's Golden Outback region as a recognised and highly desirable visitor destination,
- Increase visitor numbers, length of stay and visitor spending in the region,
- Manage stakeholder contributions to achieve the maximum and most efficient marketing outcomes for the Australia's Golden Outback region,
- Work with all industry partners and stakeholders to ensure that all issues of infrastructure and development, tourism related communication and business opportunities of the region are best achieved.

**Tourism Australia** was established by the *Tourism Australia Act 2004* (Cth) (TA Act) and as an Australian Government statutory authority is subject to the *Commonwealth Authorities and Companies Act 1997* (Cth) (CAC Act). It is responsible for promoting Australia as a tourism destination internationally and domestically inspiring the world to travel to and throughout Australia as well as delivering research and forecasts for the sector.

The Federal Government funds Tourism Australia to deliver increased economic benefit to Australia from tourism, delivered through a sustainable tourism industry. Under the Tourism Australia Act (2004) their functions are to:

- Influence people to travel to Australia, including for events;
- Influence people travelling to Australia to also travel throughout Australia;
- Influence Australians to travel throughout Australia, including for events;
- Help foster a sustainable tourism industry in Australia; and
- Help increase the economic benefits to Australia from tourism.

Tourism Australia works closely with the tourism industry and Australian State and Territory Government agencies both in Australia and overseas, to achieve goals and objectives for the benefit of all Australians.

The Hon Martin Ferguson AM MP, Federal Minister for Tourism, **Department of Resources, Energy and Tourism** released The National Long-Term Tourism Strategy (NLTTs) on 15 December 2009 to balance the supply and demand policy aspects of the tourism industry.

The NLTTs outlines the long-term policy framework to position the Australian tourism industry as a sustainable and economically vibrant industry. Its recommendations are currently being implemented by a series of working groups who report through the Australian Standing Committee on Tourism (ASCOT) and subsequently to the Tourism Ministers' Council (TMC).

In its first phase, the strategy has been pivotal in consulting with stakeholders and gathering a strong evidence base to support key reforms. The tourism industry contributes nearly AUD34 billion to Australia's GDP, employs over 500,000 people and earns nearly 10 per cent of our total export earnings. The strategy is starting to deliver tangible benefits to industry through:

- a refined policy framework to address barriers to industry growth

- an enhanced operating environment conducive for industry growth
- provision of practical assistance to individual businesses

The next phase of the strategy—Tourism 2020—was released on 6 December 2011. It focuses on the practical delivery of more actions that generate real tangible outcomes for tourism businesses. Tourism 2020 will emphasise a closer integration of the National Long-Term Tourism Strategy and Tourism Australia's 2020 Tourism Industry Potential to provide a stronger framework and vision to drive industry ambition, growth and development.

## Future Tourism Potential

### Project Development

The Projects below have been identified through workshops held with key community stakeholders in November 2013 and February 2014. As part of the workshops, stakeholders were asked to identify key tourism projects for the Shire of Leonora which would increase the length of stay of tourists to the Shire, thus increasing the economic benefit to the community.

The suggested timeframes were:

- Short-term – up to 12 months,
- Medium-term – between 12 months and 2 years,
- Long-term – between 2 years and 5 years.

### Short Term

PROJECT NAME	PROJECT DESCRIPTION	TIMEFRAME
Tourism Development Plan	Develop a strategy to highlight key projects and project management plan for each.	3 months
Leonora Townsite Historic Trail and Interpretive Signage	Develop a trail highlighting 20 - 30 major historical buildings and sites in Leonora town, including development of a trail brochure and design and erection of interpretive signage for each historical site.	12 months
Themed Trails	Development of various trails based on themes such as churches, geo-trails, education, indigenous, including development of a trail brochure and possible design and erection of signage as required.	18 months
Marketing and Communications Strategy	Establish local, national and international marketing strategy to raise profile of Leonora. Eg. the influence of Herbert Hoover and the Europeans on the historical settlement of Gwalia, and local events through the Kalgoorlie Miner and ABC radio.	12 months
Signage Plan	Develop and implement a plan to ensure brand and signage consistency throughout the Shire and including the historical settlement of Gwalia, functions and events, and design an orientation map.	12 months
Development of Succession Plan	Development of plan to identify succession of management of key areas in the Shire and the historical precinct of Gwalia.	12 months
Community Engagement Plan	Develop a community engagement plan to engage with groups such as Regional Justice Community Program and Midwest Employment & Economic Development Aboriginal Corporation on projects such as to re-establish the gardens at the Cottages.	12 months

Event Plan	Development of a plan which captures all events in the Shire, including the bi-monthly event in Precinct or Hoover House, and Gwalia Weekend.	Ongoing
Sourcing for Funding	Ongoing grant sourcing through local, state and federal streams of funding.	Ongoing
Cottage Conservation Plan	Engagement of the local community to assist with the conservation of the Gwalia Precinct.	Ongoing
Treated Effluent Environmental Project	Opportunity to use treated effluent on the gardens at Gwalia.	Ongoing

### Medium Term

PROJECT NAME	PROJECT DESCRIPTION	TIMEFRAME
Tour Plan	Development and implementation of Ghost tours and accommodation in the Gwalia Precinct.	2 years
Search Engine Optimisation (SEO) Plan	Linked to website development, the SEO Plan will consider major activities and events, press and support through various agencies to identify key words for campaigns ie. Adwords.	2 years
Cemetery Trail Guide	Develop a trail throughout the Shire highlighting current and historical cemeteries, including development of a trail brochure and design and erection of interpretive signage as required.	2 years
Indigenous Heritage Plan	Recording of oral history of local Indigenous people to preserve their culture and history.	2 years
Social Media Plan	Video Recording of tourist destinations and events in the Shire which can be uploaded to YouTube and through various Social Media streams.	2 to 5 years

### Long Term

PROJECT NAME	PROJECT DESCRIPTION	TIMEFRAME
Gwalia Fence Project	Isolate Gwalia Precinct from vandals and non-paying visitors by erecting a fence around the Precinct.	5 years
Mazza's Office Project	Introduce an office at Mazza's to provide a point of call for payment and information leading into the Precinct.	5 years
Indigenous Gallery Project	Identify a suitable location, refurbish and engage Indigenous artists from the region to exhibit in an Indigenous Gallery in the Shire.	Up to 5 years
Northern Goldfields Golf Challenge	Develop, co-ordinate and market a golf weekend with Leonora and Leinster.	Up to 5 years

In addition to the projects identified above, the following agencies have identified potential tourism projects for the Shire:



- **Goldfields Esperance Development Commission ('GEDC')**

The GEDC, in conjunction with Regional Development Australia Goldfields-Esperance and the Goldfields Voluntary Regional Organisation of Councils (GVROC), has developed a comprehensive document that identifies major projects in the region over the next 10 years.

The **Goldfields Esperance Strategic Development Plan 2011-2021** has been developed in consultation with a diverse range of regional stakeholders. Developed in 2011 and reviewed in 2012, it is an organic document which is intended be updated regularly. Of particular interest to the Shire of Leonora is the following project:

*Economic Aspiration 5: A unique tourism destination*

Strategies Actions	Regional Priority	Projects
5.1 Develop a consistent approach to tourism.	Support the development of sub-regional Tourism Development Plans	
	Work with the Goldfields-Esperance Tourism Alliance to develop a Regional Tourism Plan	Regional Tourism Plan

The Regional Tourism Strategy is currently in draft and will be finalised in 2014.

The GEDC is also in the process of seeking support from the Shires of the greater Goldfields to develop an Arts and Culture Trail. Initial concept plans have been submitted and approved by the Board of the GEDC, with the GEDC now progressing the plans further.

### **Tourism WA**

In March, 2010, Tourism WA published 'Australia's Golden Outback, Tourism Development Priorities 2010 – 2015'. Included in the priorities for the Shire are the following:

*Priority 3 – Improve Tourist Signage to the Area*

Priority	Project	Key Agencies	Timeframe
Medium	Encourage signage audits in other shires in the Goldfields	Shire of Leonora	1-5 years

*Priority 6 – Protect and Develop the Region's Historical Assets*

Priority	Project	Key Agencies	Timeframe
Medium	Further enhancement of the Gwalia precinct	Leonora Gwalia Museum, Shire of Leonora	1-5 years

## **Forward Action Plans**

The Shire has developed the Tourism Strategy to determine the types of projects which could enhance the visitor experience in the Shire, as well as increase the economic benefit to the Shire from tourists and tourism. To further develop tourism in the Shire, a Strategic Plan should be developed which will include:

- Goals for each of the key tourism categories, such as Geo-tourism, Events and Eco-tourism,
- Desired outcomes,
- Actions,
- Measurements of Success,
- Key Agencies,
- Timeframes,
- Estimated Budget.

This will enable a broader prospective of the potential achievements for the Shire as well as considering projects which can be included in the Shire budget and projects which have the possibility of being funded by State or Federal funding.

A Project Timeline could be developed for each of the projects to determine the inclusions above.

## Risk Analysis

Risk analysis is the identification of both internal and external threats and vulnerabilities to a project or situation. It can also include the Risk Appetite (the level of risk that a corporation is willing to take in order to execute a strategy) and the likelihood of the occurrence.

During workshops held in the Shire, participants were asked to:

- Identify risks to tourism to the Shire of Leonora (considering both internal and external elements),
- Advise the risk appetite of the Shire and Community for the identified risks,
- Advise the likelihood of the risk occurring.

<sup>1</sup>Risk Appetite was rated on a scale of 1 – 5 where 1 was considered ‘Insignificant’ and 5 was considered ‘Catastrophic’.

<sup>2</sup>Likelihood was rated on a scale of Low, Medium or High of the probability of occurrence.

RISK	<sup>1</sup> RISK APPETITE	<sup>2</sup> LIKELIHOOD
Distance from major centres	5	H
Shire not recognising tourism as a priority	2	L
Lack of communication to residents and visitors	2.5	M
Price of fuel	3	H
Lack of appropriate skill sets for marketing	3	L
Lack of community/marketing/ability to attract tourist	3	M
Cost of public transport	4	H
Diminishing local population	4	H
Loss of service providers locally	4	H
Lack of willingness of facilities to co-operate	4	M
Fragmented community	5	H
Lack of community involvement	5	H
Lack of funding	5	H
Loss of key personnel	5	M

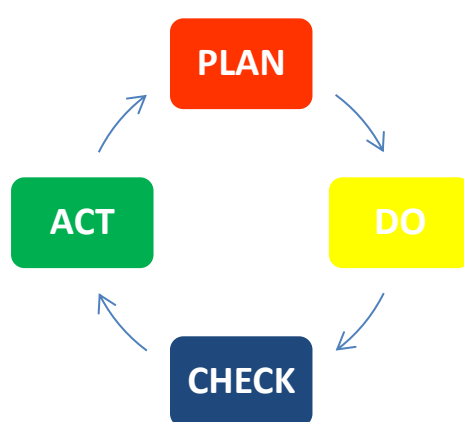
## Evaluation for Continual Improvement

Continual improvement is the ongoing process to improve products and services (specific to the tourism industry) and is a framework for continuous improvement. Among the most widely used tools for continuous improvement is a four-step quality model—the plan-do-check-act (PDCA) cycle, also known as Deming Cycle or Shewhart Cycle:

- **Plan:** Identify an opportunity and plan for change,
- **Do:** Implement the change on a small scale,
- **Check:** Use data to analyse the results of the change and determine whether it made a difference,
- **Act:** If the change was successful, implement it on a wider scale and continuously assess your results. If the change did not work, begin the cycle again.

The PDCA model allows the organisation to:

- continually assess the environment of the product or service in order to seek ways to improve to enhance the visitor experience,
- implement the change incorporating internal and external factors,
- analyse results from the community and visitors through surveys,
- further assess the changes required to further improve the results.



*PDCA Cycle (Deming Cycle or Shewhart Cycle)*

The PDCA cycle can be used on current tourist attractions in the Shire through assessing the attraction, identifying the areas which require improvement, implementing the change, analysing the results and further assessing and modifying as required. This will enable the Shire to assess the current status of attractions to ensure that visitors and tourists are receiving the best possible visitor or tourist experience.

Areas of improvement can be assessed or identified through visitor and community surveys at the Visitor Information Centre, a link on the Shires' website, or hyperlinks in the Shire's online newsletter. Once the improvement has been completed, analysis of the results can be obtained by again surveying visitors and community. Further modification if required can then be completed.

It is recommended that the implementation of the change be managed through a Continual Improvement Dashboard Page, which can be developed and updated on an ongoing basis (ie. quarterly review) to ensure that the experience provided to visitors in the Shire is continually assessed and improved. The following Dashboard Page is one example.

Continual Improvement Dashboard Page												
Category or Project	Status PDCA	Metric Definition	Department	Key Measurement	Target	Actual Value Current Quarter	Actual Value Previous Quarter	Action	Start/End Date	Budget	Follow Up Date	Comments

*Continual Improvement Dashboard Page*

Each of the areas for completion provide information on what, who, why, and when for the implementation of the change:

- Category or Project – identification of the project which requires the change,
- Status – where in the Project lifecycle,
- Metric Definition – who is providing the quantitate assessment,
- Department – who has ownership of the project,
- Key Measurement - how you are quantitatively assessing the criteria,
- Target – number associated with the key measurement,
- Actual Value Current Quarter – input of current quarter statistics,
- Actual Value Previous Quarter – input of previous quarter statistics,
- Action – identification of the action required to meet the target,
- Start/End Date – provide a period for completion of the action,
- Budget – monetary value for completion of the action,
- Follow Up Date – date to assess the outcome of the action,
- Comments – specifics of the tasks you will be completing.

The updated Continual Improvement Dashboard Page below provides an example of the entries in the Page for a project requiring additional marketing coverage to increase visitation.

Continual Improvement Dashboard Page												
Category or Project	Status PDCA	Metric Definition	Department	Key Measurement	Target	Actual Value Current Quarter	Actual Value Previous Quarter	Action	Start/End Date	Budget	Follow Up Date	Comments
Leonora Historic Townsite and Interpretive Signage	Do	Visitors	Economic and Heritage Services	Number of Visitors per Month	500	400	300	Increase marketing in the surrounding Shires	1/1/15-31/3/15	\$500.00	30/06/2015	Include on all e-newsletters, conduct 3 e-blasts, send Press Release to media outlets.

## Recommendations

The Shire 'Strategic Community Plan 1 July 2012 to 30 June 2022' (Plan) has been developed to provide a strategic direction for the delivery of services until 2022. The themes evolved from the community engagement process in the development of the Plan include:

1. *An empowered and spirited community:* A community that leverages the skills, knowledge and facilities of the Shire to build a strong sense of community (social themes).
2. *Economic hub of the Northern Goldfields:* A diverse, local economy that encompasses mining support, transport services, medical services and vocational training services (economic themes).
3. *Forward thinking environmental management:* manage the impact of our activity on the environment in a practical and sustainable manner (environmental themes).
4. *Innovative and proactive Shire and Councillors:* Equip our staff and councillors with the skills to lead the Shire into the future (civic leadership themes).

Each of the themes are addressed in the Plan and identify goals, strategies, success indicator, timeframe and actions. The most likely themes to address tourism related goals are the social and economic themes, however no goals or strategies for tourism are included. Minor reviews of the document are conducted every two years and it is recommended that strategies for tourism be included in the next review.

**Recommendation 1: include goals and strategies for tourism into the Plan based on the projects listed in Project Development (short/medium/long term projects).**

To further enhance the tourism offering in the Shire, consideration should be given to the short term/ low cost Projects which have been identified. These can be easily scoped and costed, and would provide a relative immediate return through extended stay of visitors to the Shire.

**Recommendation 2: scope and cost short term Projects.**

This will provide the Shire with an indicative costing of the Projects identified.

**Recommendation 3: ongoing review of the Strategy.**

As the Tourism Strategy is an organic document, it is recommended to review and update the Strategy every two years to maintain its currency.

## References

- Australian Bureau of Statistics, 2011 Census of Population and Housing, Basic Community Profile – Leonora, ABC, Canberra.
- Australian Bureau of Statistics, Survey of Tourist Accommodation, March quarter 2013 - June quarter 2013 (ABS Cat. No. 8635.0), ABS, Canberra.
- Australia's Golden Outback, 2014, Kalgoorlie and Goldfields, [www.australiasgoldenoutback.com](http://www.australiasgoldenoutback.com)
- Department of Mines and Petroleum, 2014, [www.dmp.wa.gov.au](http://www.dmp.wa.gov.au)
- Department of Resources, Energy and Tourism, 2009, National Long Term Strategy for Tourism 2020, Commonwealth of Australia, Canberra.
- Department of Resources, Energy and Tourism, 2011, Tourism 2020, Commonwealth of Australia, Canberra.
- Golden Quest Trails Association Inc, 2003, Golden Quest Discovery Trail Guidebook, Golden Quest Discovery Trails Inc, Kalgoorlie.
- Goldfields Esperance Development Commission, 2012, Goldfields Esperance Strategic Development Plan 2011 – 2021, Goldfields Esperance Development Commission, Kalgoorlie.
- Goldfields Tourism Network Association Inc, 2014, [www.goldfieldstourism.com.au](http://www.goldfieldstourism.com.au)
- Goldrush Tours, 2014, GRT Express, [www.goldrushtours.com.au](http://www.goldrushtours.com.au)
- Gwalia ghost town and museum, 2014, [www.gwalia.org.au](http://www.gwalia.org.au)
- Shire of Leonora, 2014, [www.leonora.wa.gov.au](http://www.leonora.wa.gov.au)
- Shire of Leonora, Strategic Community Plan 1 July 2012 to 30 June 2022, Shire of Leonora, Leonora.
- Skippers Aviation, 2014, Flight Schedules Leonora, [www.skippers.com.au](http://www.skippers.com.au)
- Tourism Research Australia, 2013, National Visitor Survey and International Visitor Survey Year Ending June 2013, Tourism Research Australia, Canberra
- Tourism Research Australia, 2013, Tourism Businesses in Australia June 2010-June 2012, Tourism Research Australia, Canberra.
- Tourism Research Australia, 2014, Regional Tourism Profile for Australia's Golden Outback 2012/13, Tourism Research Australia, Canberra.
- Tourism Research Australia, 2014, Estimates for the Year Ending December 2013 From the National Visitor Survey, Austrade, Canberra.
- Tourism WA, 2010, Australia's Golden Outback, Tourism Development Priorities 2010 – 2015, State Government of Western Australia, Perth.
- Tourism WA, 2012, State Government Strategy for Tourism in Western Australia 2020, State Government of Western Australia, Perth.

## Appendix 1: GTNA Brochure



## **Appendix 2: Advertisement from The West Australian Newspaper**

### **Appendix 3: Advertisement from Sunday Times Escape**

## **Appendix 4: Gwalia Museum & Hoover House Brochure**

## **Appendix 5: Hoover House – Unwind at an Outback Oasis Brochure**

## Appendix 6: The Leonora Loop Trails Brochure

## **Appendix 7: Welcome To maps for Leonora and Gwalia**

## **Appendix 8: Gwalia Interactive Map Flyer**

## Appendix 9: Shire of Leonora Business Directory



## Appendix 10: Northern Goldfields Regional Map

## **Appendix 11: Australia's Golden Outback Holiday Planner**

*Chief Executive Officer, Mr JG Epis, advised that item 10.1(B) was being withdrawn, as an amended item (10.1(C)) was being presented for consideration.*

**10.0 REPORTS OF OFFICERS**

**10.1 CHIEF EXECUTIVE OFFICER**

**10.1(B) TENDER 02/2014 – SUPPLY OF PLANT HIRE (ONE YEAR PANEL CONTRACT)**

**SUBMISSION TO:** Meeting of Council  
Meeting Date: 19<sup>th</sup> August, 2014

**AGENDA REFERENCE:** 10.1(B) AUG 14

**SUBJECT:** Tender 02/2014 – Supply of Plant Hire (One Year Panel Contract)

**LOCATION / ADDRESS:** Leonora

**NAME OF APPLICANT:** Shire of Leonora

**FILE REFERENCE:** Tenders General 10.7

**AUTHOR, DISCLOSURE OF ANY INTEREST AND DATE OF REPORT**

**NAME:** James Gregory Epis

**OFFICER:** Chief Executive Officer

**INTEREST DISCLOSURE:** Nil

**DATE:** 11<sup>th</sup> August 2014

**BACKGROUND**

On the 28<sup>th</sup> June 2014, tenders were invited from suitably experienced contractors for the supply of various items of fully contained plant and equipment to deliver a number of projects. These projects relate to restoration of road assets following declared weather event AGRN 606 earlier this year.

The advertisement which appeared in the West Australian on the 28<sup>th</sup> June 2014 detailed tender closing time and date being 4.00pm on Thursday 17<sup>th</sup> July 2014.

Tenders were opened by the Deputy Chief Executive Officer, Miss Tanya Browning in the presence of Mr Dan Yates, Manager Works, at 4:17pm on Thursday 17<sup>th</sup> July 2014.

Tenders were received from the following suppliers, and opened in the following order:

- Weusandi Contracting Pty Ltd
- Marlou Contracting Pty Ltd
- Earth Australia Pty Ltd
- Pipeline Mining and Civil Contracting
- BIS Industries
- Gencon Civil Pty Ltd
- Cardinal Contractors Pty Ltd
- AMC (Australian Mining and Civil)
- BIMS Earthmoving
- Breakaway Earthmoving
- Texcon Mining and Civil
- River Hill Contracting
- 4M Civil Pty Ltd
- Radonich Contracting
- Roadline Holdings Pty Ltd

A tender was also received after the closing time from PE & SM Ferguson in the mail on the morning of 18<sup>th</sup> July 2014, which was rejected.

At the time of assessing tenders with a view to develop a recommendation for Council to consider, correspondence was received from the Western Australian Local Government Association (WALGA) advising that the Department of Local Government and Communities (DLGC) had provided written advice that practice of inviting tenders for panel contracts is not consistent with the intention of the *Local Government (Functions and General) Regulations 1996*. The DLGC have further advised that this position is supported by advice from the State Solicitor.

Some discussions have been taken with other groups such as Local Government Managers Australia (LGMA WA) as to whether this position from the DLGC had been discussed with industry groups, and to ascertain whether the position of the DLGC is maintained by others. LGMA WA confirmed that the matter has been discussed by their Legislative Review Committee, and the view was put forward to the DLGC that panel tenders should be available to local governments. There are many local governments that currently use panel contracts, and perhaps some larger metropolitan local governments that will continue to do so, supported by their own legal advice. In the meantime however, awarding a panel contract as per Tender 02/2014 could see the DLGC take action against the Shire of Leonora.

As a result of this recent advice that panel contracts are not permissible, it is recommended that none of the tenders submitted be accepted. Staff are currently working on developing new tender documents that are more specific in awarding contracts to carry out restoration of road assets (as per approved funding and project descriptions) so that tenders can be called, awarded and works can commence.

#### **STATUTORY ENVIRONMENT**

Local Government (Functions and General) Regulations 11 states that tenders are to be publicly invited before a Local Government enters into a Contract for another person to supply goods or services if the consideration under the Contract is expected to be worth more than \$100,000.00.

#### **POLICY IMPLICATIONS**

There are no Policy implications resulting from the recommendation of this report.

#### **FINANCIAL IMPLICATIONS**

An amount of \$1,880,000 is contained within the current budget for projects that include these works. This will be partly funded by approved funds for declared weather event and associated damage (roadworks and reinstatements).

#### **STRATEGIC IMPLICATIONS**

There are no strategic implications resulting from the recommendation of this report.

#### **RECOMMENDATIONS**

That Council do accept any of the tenders submitted for Tender 02/2014 Supply of Plant Hire (One Year Panel Contract), in response to advice that the Department of Local Government and Communities have supplied that local governments are not permitted to undertake tenders to establish their own local panel arrangements.

#### **VOTING REQUIREMENT**

Simple majority required.

#### **COUNCIL DECISION**

Item Withdrawn

*CR MWV Taylor declared a financial interest in item 10.1(C) as he submitted a tender being considered, and left the meeting at 9:55am.*

## **10.0 REPORTS OF OFFICERS**

### **10.1 CHIEF EXECUTIVE OFFICER**

#### **10.1(C) TENDER 02/2014 – SUPPLY OF PLANT HIRE (ONE YEAR PANEL CONTRACT)**

**SUBMISSION TO:** Meeting of Council  
Meeting Date: 19<sup>th</sup> August, 2014

**AGENDA REFERENCE:** 10.1(C) AUG 14

**SUBJECT:** Tender 02/2014 – Supply of Plant Hire (One Year Panel Contract)

**LOCATION / ADDRESS:** Leonora

**NAME OF APPLICANT:** Shire of Leonora

**FILE REFERENCE:** Tenders General 10.7

#### **AUTHOR, DISCLOSURE OF ANY INTEREST AND DATE OF REPORT**

**NAME:** James Gregory Epis

**OFFICER:** Chief Executive Officer

**INTEREST DISCLOSURE:** Nil

**DATE:** 17<sup>th</sup> August 2014

#### **BACKGROUND**

On the 28<sup>th</sup> June 2014, tenders were invited from suitably experienced contractors for the supply of various items of fully contained plant and equipment to deliver a number of projects. These projects relate to restoration of road assets following declared weather event AGRN 606 earlier this year.

The advertisement which appeared in the West Australian on the 28<sup>th</sup> June 2014 detailed tender closing time and date being 4.00pm on Thursday 17<sup>th</sup> July 2014.

Tenders were opened by the Deputy Chief Executive Officer, Miss Tanya Browning in the presence of Mr Dan Yates, Manager Works, at 4:17pm on Thursday 17<sup>th</sup> July 2014.

Tenders were received from the following suppliers, and opened in the following order:

- Weusandi Contracting Pty Ltd
- Marlou Contracting Pty Ltd
- Earth Australia Pty Ltd
- Pipeline Mining and Civil Contracting
- BIS Industries
- Gencon Civil Pty Ltd
- Cardinal Contractors Pty Ltd
- AMC (Australian Mining and Civil)
- BIMS Earthmoving
- Breakaway Earthmoving
- Texcon Mining and Civil
- River Hill Contracting
- 4M Civil Pty Ltd
- Radonich Contracting
- Roadline Holdings Pty Ltd

A copy of the record of tenders is attached for Council information, including prices submitted.

A tender was also received after the closing time from PE & SM Ferguson in the mail on the morning of 18<sup>th</sup> July 2014, which was rejected.

It was previously advised to Councillors that correspondence was received from the Western Australian Local Government Association (WALGA) advising that the Department of Local Government and Communities (DLGC) had provided written advice that the practice of inviting tenders for panel contracts is not consistent with the intention of the *Local Government (Functions and General) Regulations 1996* and it was advised that panel contracts should not be considered given this advice. The DLGC have further advised that this position is supported by advice from the State Solicitor.

Some discussions have been undertaken with other groups such as Local Government Managers Australia (LGMA WA) as to whether this position from the DLGC had been discussed with industry groups, and to ascertain whether the position of the DLGC is maintained by others. LGMA WA confirmed that the matter has been discussed by their Legislative Review Committee, and the view was put forward to the DLGC that panel tenders should be available to local governments. There are many local governments that currently use panel contracts, and perhaps some larger metropolitan local governments that will continue to do so, supported by their own legal advice. Initially, from advice collected, it was formulated that awarding a panel contract as per Tender 02/2014 could see the DLGC take action against the Shire of Leonora. At the time, based on this advice that panel contracts are not permissible, it was recommended that none of the tenders submitted be accepted.

Fortunately, since that advice, advocacy on behalf of local governments has paid off. The DLGC has amended its position somewhat, advising that action will not be taken against local governments that award panel contracts until such time as legislation is amended to clarify the DLGC's interpretation of the regulations. Although this will allow the aforementioned works to be carried out using a panel contract, Council may consider forming a position on the issue to put forward to the DLGC. It is the interpretation of many that panel contracts should be allowed, and the reality is that panel contracts offer an effective means of carrying out a variety of works to achieve results in a cost effective, efficient and timely manner.

Tenders submitted have been assessed using criteria stated in tender documents, and a recommendation is included below for Council consideration to award primary and secondary tenders for the following:

Grader 140H or similar

Dozer D7 or similar

Watercart Semi – 25,000 litres minimum

Watercart truck – 10,000 litres minimum

Dual Smooth Drum/Padfoot Roller – 14 tonne minimum

Multi-tyre Roller 16 tonne minimum Heavy Machinery Float Pumping/Water Delivery

A separate tender document is currently being prepared by staff for loaders, end tippers and side tippers, which will be called to submit pricing per lineal metre, rather than price per hour for the supply of plant hire. As such, no recommendation is being made to accept tenders accepted for these items, as they will be assessed separately under different tender. 'Other Plant' items submitted were considered not essential to project works and therefore have also been excluded from the recommendation.

## **STATUTORY ENVIRONMENT**

Local Government (Functions and General) Regulations 11 states that tenders are to be publicly invited before a Local Government enters into a Contract for another person to supply goods or services if the consideration under the Contract is expected to be worth more than \$100,000.00.

## **POLICY IMPLICATIONS**

There are no Policy implications resulting from the recommendation of this report.

## FINANCIAL IMPLICATIONS

An amount of \$1,880,000 is contained within the current budget for projects that include these works. This will be partly funded by approved funds for declared weather event and associated damage (roadworks and reinstatements).

## STRATEGIC IMPLICATIONS

There are no strategic implications resulting from the recommendation of this report.

## RECOMMENDATIONS

That Council award tender for the supply of plant hire to Primary and Secondary tenderers (all rates GST inclusive) as follows:

Primary Tenderer for Grader 140H or similar be awarded to Pipeline Mining & Civil Contracting (PMCC), using the following rates:

While in use	\$182.00	per hour
On standby (no operator)	\$33.00	Hour
Labour Rate only	\$66.00	Hour
Mobilisation (\$121 per hour or \$4 per km)		Item
Demobilisation (\$121 per hour or \$4 per km)		item

Secondary Tenderer for Grader 140H or similar be awarded to Earth Australia Pty Ltd, using the following rates:

While in use	\$200.00	per hour
On standby (no operator)	\$ -	Hour
Labour Rate only	\$45.00	Hour
Mobilisation	\$200.00	Hour
Demobilisation	\$200.00	Hour

Primary Tenderer for Dozer D7 or similar be awarded to Earth Australia Pty Ltd, using the following rates:

While in use	\$260.00	per hour
On standby (no operator)	\$ -	Hour
Labour Rate only	\$45.00	Hour
Mobilisation	\$260.00	Hour
Demobilisation	\$260.00	Hour

Secondary Tenderer for Dozer D7 or similar be awarded to Breakaway Earthmoving, using the following rates:

While in use	\$282.70	per hour
On standby (no operator)	\$30.00	Hour
Labour Rate only	\$67.29	Hour
Mobilisation (to Leonora)	\$2,145.00	Item
Demobilisation (from Leonora)	\$2,145.00	item

Primary Tenderer for Watercart Semi – 25,000 litres minimum be awarded to Earth Australia Pty Ltd, using the following rates:

While in use	\$176.00	per hour
On standby (no operator)	-	Hour
Labour Rate only	\$45.00	Hour
Mobilisation (to Leonora)	\$160.00	Item
Demobilisation (from Leonora)	\$160.00	item

Secondary Tenderer for Watercart Semi – 25,000 litres minimum be awarded to Pipeline Mining & Civil Contracting (PMCC), using the following rates:

While in use	\$159.00	per hour
On standby (no operator)	\$33.00	Hour
Labour Rate only	\$44.00	Hour
Mobilisation	\$159.00	Hour
Demobilisation	\$159.00	Hour

Primary Tenderer for Watercart truck – 10,000 litres minimum be awarded to Weusandi Contracting Pty Ltd, using the following rates:

While in use	\$137.50	per hour
On standby (no operator)	N/A	Hour
Labour Rate only	\$57.20	Hour
Mobilisation	\$137.50	Item
Demobilisation	\$137.50	item

Secondary Tenderer for Watercart truck – 10,000 litres minimum be awarded to Pipeline Mining & Civil Contracting (PMCC), using the following rates:

While in use	\$128.00	per hour
On standby (no operator)	\$52.80	Hour
Labour Rate only	\$44.00	Hour
Mobilisation (\$128 per hour or \$4 per km)		Item
Demobilisation (\$128 per hour or \$4 per km)		item

Primary Tenderer for Dual Smooth Drum/Padfoot Roller – 14 tonne minimum be awarded to Pipeline Mining & Civil Contracting (PMCC), using the following rates:

While in use	\$90.00	per hour
On standby (no operator)	\$33.00	Hour
Labour Rate only	\$44.00	Hour
Mobilisation (\$121 per hour or \$4 per km)		Item
Demobilisation (\$121 per hour or \$4 per km)		item

Secondary Tenderer for Dual Smooth Drum/Padfoot Roller – 14 tonne minimum be awarded to Earth Australia Pty Ltd, using the following rates:

While in use	\$160.00	per hour
On standby (no operator)	\$25.00	Hour
Labour Rate only	\$45.00	Hour
Mobilisation	\$180.00	Hour
Demobilisation	\$180.00	Hour

Primary Tenderer for Multi-tyre Roller 16 tonne minimum be awarded to Pipeline Mining & Civil Contracting (PMCC), using the following rates:

While in use	\$91.00	per hour
On standby (no operator)	\$33.00	Hour
Labour Rate only	\$44.00	Hour
Mobilisation (\$121 per hour or \$4 per km)		Item
Demobilisation (\$121 per hour or \$4 per km)		item



Secondary Tenderer for Multi-tyre Roller 16 tonne minimum be awarded to Earth Australia Pty Ltd, using the following rates:

While in use	\$140.00	per hour
On standby (no operator)	\$25.00	Hour
Labour Rate only	\$45.00	Hour
Mobilisation	\$200.00	Hour
Demobilisation	\$200.00	Hour

Primary Tenderer for Heavy Machinery Float be awarded to Marlou Contracting, using the following rates:

While in use	\$150.00	per hour
On standby (no operator)	\$80.00	Hour
Labour Rate only	\$70.00	Hour
Mobilisation	\$4.50	km
Demobilisation	\$4.50	km

Secondary Tenderer for Heavy Machinery Float be awarded to Earth Australia Pty Ltd, using the following rates:

While in use	\$200.00	per hour
On standby (no operator)	\$ -	Hour
Labour Rate only	\$45.00	Hour
Mobilisation	\$200.00	Hour
Demobilisation	\$200.00	Hour

Primary Tenderer for Pumping/Water Delivery be awarded to Pipeline Mining & Civil Contracting (PMCC), using the following rates:

While in use	\$14.30	per hour
On standby (no operator)	\$14.30	Hour
Labour Rate only	\$ -	Hour
Mobilisation	\$ -	Item
Demobilisation	\$ -	item

Secondary Tenderer for Pumping/Water Delivery be awarded to Earth Australia Pty Ltd, using the following rates:

While in use	\$27.50	per hour
On standby (no operator)	\$16.50-	Hour
Labour Rate only	-	Hour
Mobilisation	-	Hour
Demobilisation	-	Hour

## VOTING REQUIREMENT

Simple majority required

## COUNCIL DECISION

**Moved Cr LR Petersen, Seconded Cr GW Baker** that Council award tender for the supply of plant hire to Primary and Secondary tenderers (all rates GST inclusive) as follows:

Primary Tenderer for Grader 140H or similar be awarded to Pipeline Mining & Civil Contracting (PMCC), using the following rates:

While in use	\$182.00	per hour
On standby (no operator)	\$33.00	Hour
Labour Rate only	\$66.00	Hour
Mobilisation (\$121 per hour or \$4 per km)		Item
Demobilisation (\$121 per hour or \$4 per km)		item

Secondary Tenderer for Grader 140H or similar be awarded to Earth Australia Pty Ltd, using the following rates:

While in use	\$200.00	per hour
On standby (no operator)	\$ -	Hour
Labour Rate only	\$45.00	Hour
Mobilisation	\$200.00	Hour
Demobilisation	\$200.00	Hour

Primary Tenderer for Dozer D7 or similar be awarded to Earth Australia Pty Ltd, using the following rates:

While in use	\$260.00	per hour
On standby (no operator)	\$ -	Hour
Labour Rate only	\$45.00	Hour
Mobilisation	\$260.00	Hour
Demobilisation	\$260.00	Hour

Secondary Tenderer for Dozer D7 or similar be awarded to Breakaway Earthmoving, using the following rates:

While in use	\$282.70	per hour
On standby (no operator)	\$30.00	Hour
Labour Rate only	\$67.29	Hour
Mobilisation (to Leonora)	\$2,145.00	Item
Demobilisation (from Leonora)	\$2,145.00	item

Primary Tenderer for Watercart Semi – 25,000 litres minimum be awarded to Earth Australia Pty Ltd, using the following rates:

While in use	\$176.00	per hour
On standby (no operator)	-	Hour
Labour Rate only	\$45.00	Hour
Mobilisation (to Leonora)	\$160.00	Item
Demobilisation (from Leonora)	\$160.00	item

Secondary Tenderer for Watercart Semi – 25,000 litres minimum be awarded to Pipeline Mining & Civil Contracting (PMCC), using the following rates:

While in use	\$159.00	per hour
On standby (no operator)	\$33.00	Hour
Labour Rate only	\$44.00	Hour
Mobilisation	\$159.00	Hour
Demobilisation	\$159.00	Hour

Primary Tenderer for Watercart truck – 10,000 litres minimum be awarded to Weusandi Contracting Pty Ltd, using the following rates:

While in use	\$137.50	per hour
On standby (no operator)	N/A	Hour
Labour Rate only	\$57.20	Hour
Mobilisation	\$137.50	Item
Demobilisation	\$137.50	item

Secondary Tenderer for Watercart truck – 10,000 litres minimum be awarded to Pipeline Mining & Civil Contracting (PMCC), using the following rates:

While in use	\$128.00	per hour
On standby (no operator)	\$52.80	Hour
Labour Rate only	\$44.00	Hour
Mobilisation (\$128 per hour or \$4 per km)		Item
Demobilisation (\$128 per hour or \$4 per km)		item

Primary Tenderer for Dual Smooth Drum/Padfoot Roller – 14 tonne minimum be awarded to Pipeline Mining & Civil Contracting (PMCC), using the following rates:

While in use	\$90.00	per hour
On standby (no operator)	\$33.00	Hour
Labour Rate only	\$44.00	Hour
Mobilisation (\$121 per hour or \$4 per km)		Item
Demobilisation (\$121 per hour or \$4 per km)		item

Secondary Tenderer for Dual Smooth Drum/Padfoot Roller – 14 tonne minimum be awarded to Earth Australia Pty Ltd, using the following rates:

While in use	\$160.00	per hour
On standby (no operator)	\$25.00	Hour
Labour Rate only	\$45.00	Hour
Mobilisation	\$180.00	Hour
Demobilisation	\$180.00	Hour

Primary Tenderer for Multi-tyre Roller 16 tonne minimum be awarded to Pipeline Mining & Civil Contracting (PMCC), using the following rates:

While in use	\$91.00	per hour
On standby (no operator)	\$33.00	Hour
Labour Rate only	\$44.00	Hour
Mobilisation (\$121 per hour or \$4 per km)		Item
Demobilisation (\$121 per hour or \$4 per km)		item

Secondary Tenderer for Multi-tyre Roller 16 tonne minimum be awarded to Earth Australia Pty Ltd, using the following rates:

While in use	\$140.00	per hour
On standby (no operator)	\$25.00	Hour
Labour Rate only	\$45.00	Hour
Mobilisation	\$200.00	Hour
Demobilisation	\$200.00	Hour

Primary Tenderer for Heavy Machinery Float be awarded to Marlou Contracting, using the following rates:

While in use	\$150.00	per hour
On standby (no operator)	\$80.00	Hour
Labour Rate only	\$70.00	Hour
Mobilisation	\$4.50	km
Demobilisation	\$4.50	km

Secondary Tenderer for Heavy Machinery Float be awarded to Earth Australia Pty Ltd, using the following rates:

While in use	\$200.00	per hour
On standby (no operator)	\$ -	Hour
Labour Rate only	\$45.00	Hour
Mobilisation	\$200.00	Hour
Demobilisation	\$200.00	Hour

Primary Tenderer for Pumping/Water Delivery be awarded to Pipeline Mining & Civil Contracting (PMCC), using the following rates:

While in use	\$14.30	per hour
On standby (no operator)	\$14.30	Hour
Labour Rate only	\$ -	Hour
Mobilisation	\$ -	Item
Demobilisation	\$ -	item

Secondary Tenderer for Pumping/Water Delivery be awarded to Earth Australia Pty Ltd, using the following rates:

While in use	\$27.50	per hour
On standby (no operator)	\$16.50-	Hour
Labour Rate only	-	Hour
Mobilisation	-	Hour
Demobilisation	-	Hour

**CARRIED (5 VOTES TO 0)**

*Councillor MWV Taylor returned to the meeting at 10:18am*

*Councillor RA Norrie adjourned the meeting at 10:25am for a morning tea break.*

*The meeting resumed at 10:55am with all those listed previously in the attendance record present, as well as Ms Briony Sinclair, Project Manager, Thunderbox and Environment, Saracen Gold Mines Pty Ltd.*

*Councillor RA Norrie invited Ms Sinclair to address Council on the Thunderbox Gold Mining Operation.*

*Ms Sinclair delivered a power point presentation to Council on the Thunderbox Operation, dust emissions etc.*

*Councillor RA Norrie thanked Ms Sinclair for her presentation.*



RECORD OF OPENING OF TENDERS

TENDER No: 02/2014

DATE OPENED: 17/07/2014

TIME OPENED: 4:17pm

NAME AND POSITION OF AUTHORISED PERSONS OPENING TENDERS:

DN Yates, Manager Works

TM Browning, Deputy Chief Executive Officer

PUBLIC PRESENT (Yes/No): Yes

Tenders were opened in the following order:

<b>Company:</b>	<b>Grader 140H or similar</b>	<b>Rate</b>	<b>Unit</b>
Weusandi Contracting	While in use	\$ -	per hour
Weusandi Contracting	On standby (no operator)	\$ -	Hour
Weusandi Contracting	Labour Rate only	\$ -	Hour
Weusandi Contracting	Mobilisation	\$ -	Item
Weusandi Contracting	Demobilisation	\$ -	item
Weusandi Contracting	<b>Frontend Loader 2.5m3 – 3.0m3</b>	<b>Rate</b>	<b>Unit</b>
Weusandi Contracting	While in use	\$ -	per hour
Weusandi Contracting	On standby (no operator)	\$ -	Hour
Weusandi Contracting	Labour Rate only	\$ -	Hour
Weusandi Contracting	Mobilisation	\$ -	Item
Weusandi Contracting	Demobilisation	\$ -	item
Weusandi Contracting	<b>Dozer D7 or similar</b>	<b>Rate</b>	<b>Unit</b>
Weusandi Contracting	While in use	\$ -	per hour
Weusandi Contracting	On standby (no operator)	\$ -	Hour
Weusandi Contracting	Labour Rate only	\$ -	Hour
Weusandi Contracting	Mobilisation	\$ -	Item
Weusandi Contracting	Demobilisation	\$ -	item
Weusandi Contracting	<b>Watercart Semi – 25,000litres minimum</b>	<b>Rate</b>	<b>Unit</b>
Weusandi Contracting	While in use	\$ -	per hour
Weusandi Contracting	On standby (no operator)	\$ -	Hour
Weusandi Contracting	Labour Rate only	\$ -	Hour
Weusandi Contracting	Mobilisation	\$ -	Item
Weusandi Contracting	Demobilisation	\$ -	item
Weusandi Contracting	<b>Watercart truck – 10,000litres minimum</b>	<b>Rate</b>	<b>Unit</b>
Weusandi Contracting	While in use	\$ 137.50	per hour
Weusandi Contracting	On standby (no operator)	N/A	Hour
Weusandi Contracting	Labour Rate only	\$ 57.20	Hour
Weusandi Contracting	Mobilisation	\$ 137.50	Item
Weusandi Contracting	Demobilisation	\$ 137.50	item

Weusandi Contracting	<b>6 Wheel End Tipper</b>	<b>Rate</b>	<b>Unit</b>
Weusandi Contracting	While in use	\$ -	per hour
Weusandi Contracting	On standby (no operator)	\$ -	Hour
Weusandi Contracting	Labour Rate only	\$ -	Hour
Weusandi Contracting	Mobilisation	\$ -	Item
Weusandi Contracting	Demobilisation	\$ -	item
Weusandi Contracting	<b>Dual Smooth Drum/Padfoot Roller – 14tonne minimum</b>	<b>Rate</b>	<b>Unit</b>
Weusandi Contracting	While in use	\$ -	per hour
Weusandi Contracting	On standby (no operator)	\$ -	Hour
Weusandi Contracting	Labour Rate only	\$ -	Hour
Weusandi Contracting	Mobilisation	\$ -	Item
Weusandi Contracting	Demobilisation	\$ -	item
Weusandi Contracting	<b>Multi-tyre Roller 16tonne minimum</b>	<b>Rate</b>	<b>Unit</b>
Weusandi Contracting	While in use	\$ -	per hour
Weusandi Contracting	On standby (no operator)	\$ -	Hour
Weusandi Contracting	Labour Rate only	\$ -	Hour
Weusandi Contracting	Mobilisation	\$ -	Item
Weusandi Contracting	Demobilisation	\$ -	item
Weusandi Contracting	<b>Heavy Machinery Float</b>	<b>Rate</b>	<b>Unit</b>
Weusandi Contracting	While in use	\$ -	per hour
Weusandi Contracting	On standby (no operator)	\$ -	Hour
Weusandi Contracting	Labour Rate only	\$ -	Hour
Weusandi Contracting	Mobilisation	\$ -	Item
Weusandi Contracting	Demobilisation	\$ -	item
Weusandi Contracting	<b>Pumping/Water Delivery:</b>	<b>Rate</b>	<b>Unit</b>
Weusandi Contracting	While in use	\$ -	per hour
Weusandi Contracting	On standby (no operator)	\$ -	Hour
Weusandi Contracting	Labour Rate only	\$ -	Hour
Weusandi Contracting	Mobilisation	\$ -	Item
Weusandi Contracting	Demobilisation	\$ -	item
Weusandi Contracting	<b>Other Plant Item:</b>	<b>Rate</b>	<b>Unit</b>
Weusandi Contracting	While in use	\$ -	per hour
Weusandi Contracting	On standby (no operator)	\$ -	Hour
Weusandi Contracting	Labour Rate only	\$ -	Hour
Weusandi Contracting	Mobilisation	\$ -	Item
Weusandi Contracting	Demobilisation	\$ -	item
<b>Company:</b>	<b>Grader 140H or similar</b>	<b>Rate</b>	<b>Unit</b>
Marlou Contracting	While in use	\$ -	per hour
Marlou Contracting	On standby (no operator)	\$ -	Hour
Marlou Contracting	Labour Rate only	\$ -	Hour
Marlou Contracting	Mobilisation	\$ -	Item
Marlou Contracting	Demobilisation	\$ -	item
Marlou Contracting	<b>Frontend Loader 2.5m3 – 3.0m3</b>	<b>Rate</b>	<b>Unit</b>
Marlou Contracting	While in use	\$ -	per hour
Marlou Contracting	On standby (no operator)	\$ -	Hour
Marlou Contracting	Labour Rate only	\$ -	Hour
Marlou Contracting	Mobilisation	\$ -	Item
Marlou Contracting	Demobilisation	\$ -	item

Marlou Contracting	<b>Dozer D7 or similar (D8N)</b>	<b>Rate</b>	<b>Unit</b>
Marlou Contracting	While in use	\$ 308.00	per hour
Marlou Contracting	On standby (no operator)	\$ 154.00	Hour
Marlou Contracting	Labour Rate only	\$ 70.00	Hour
Marlou Contracting	Mobilisation	\$ 270.00	Hour
Marlou Contracting	Demobilisation	\$ 270.00	Hour
Marlou Contracting	<b>Watercart Semi – 25,000litres minimum</b>	<b>Rate</b>	<b>Unit</b>
Marlou Contracting	While in use	\$ 180.00	per hour
Marlou Contracting	On standby (no operator)	\$ 90.00	Hour
Marlou Contracting	Labour Rate only	\$ 70.00	Hour
Marlou Contracting	Mobilisation	\$ 120.00	Hour
Marlou Contracting	Demobilisation	\$ 120.00	Hour
Marlou Contracting	<b>Watercart truck – 10,000litres minimum (8 wheel)</b>	<b>Rate</b>	<b>Unit</b>
Marlou Contracting	While in use	\$ 150.00	per hour
Marlou Contracting	On standby (no operator)	\$ 90.00	Hour
Marlou Contracting	Labour Rate only	\$ 70.00	Hour
Marlou Contracting	Mobilisation	\$ 110.00	Hour
Marlou Contracting	Demobilisation	\$ 110.00	Hour
Marlou Contracting	<b>6 Wheel End Tipper</b>	<b>Rate</b>	<b>Unit</b>
Marlou Contracting	While in use	\$ 150.00	per hour
Marlou Contracting	On standby (no operator)	\$ 90.00	Hour
Marlou Contracting	Labour Rate only	\$ 70.00	Hour
Marlou Contracting	Mobilisation	\$ 110.00	Hour
Marlou Contracting	Demobilisation	\$ 110.00	Hour
Marlou Contracting	<b>Dual Smooth Drum/Padfoot Roller – 14tonne minimum</b>	<b>Rate</b>	<b>Unit</b>
Marlou Contracting	While in use	\$ -	per hour
Marlou Contracting	On standby (no operator)	\$ -	Hour
Marlou Contracting	Labour Rate only	\$ -	Hour
Marlou Contracting	Mobilisation	\$ -	Item
Marlou Contracting	Demobilisation	\$ -	item
Marlou Contracting	<b>Multi-tyre Roller 16tonne minimum</b>	<b>Rate</b>	<b>Unit</b>
Marlou Contracting	While in use	\$ -	per hour
Marlou Contracting	On standby (no operator)	\$ -	Hour
Marlou Contracting	Labour Rate only	\$ -	Hour
Marlou Contracting	Mobilisation	\$ -	Item
Marlou Contracting	Demobilisation	\$ -	item
Marlou Contracting	<b>Heavy Machinery Float</b>	<b>Rate</b>	<b>Unit</b>
Marlou Contracting	While in use	\$ 150.00	per hour
Marlou Contracting	On standby (no operator)	\$ 80.00	Hour
Marlou Contracting	Labour Rate only	\$ 70.00	Hour
Marlou Contracting	Mobilisation	\$ 4.50	km
Marlou Contracting	Demobilisation	\$ 4.50	km
Marlou Contracting	<b>Pumping/Water Delivery: Pump/Standpipe/Genset</b>	<b>Rate</b>	<b>Unit</b>
Marlou Contracting	While in use	\$ 105.00	per hour
Marlou Contracting	On standby (no operator)	\$ 52.50	Hour
Marlou Contracting	Labour Rate only	\$ -	Hour
Marlou Contracting	Mobilisation	\$ 150.00	Hour
Marlou Contracting	Demobilisation	\$ 150.00	Hour

Marlou Contracting	<b>Other Plant Item: 30T Excavator</b>	<b>Rate</b>	<b>Unit</b>
Marlou Contracting	While in use	\$ 230.00	per hour
Marlou Contracting	On standby (no operator)	\$ 115.00	Hour
Marlou Contracting	Labour Rate only	\$ 70.00	Hour
Marlou Contracting	Mobilisation	\$ 270.00	Hour
Marlou Contracting	Demobilisation	\$ 270.00	Hour
<b>Company:</b>	<b>Grader 140H or similar</b>	<b>Rate</b>	<b>Unit</b>
Earth Australia	While in use	\$ 200.00	per hour
Earth Australia	On standby (no operator)	\$ -	Hour
Earth Australia	Labour Rate only	\$ 45.00	Hour
Earth Australia	Mobilisation	\$ 200.00	Hour
Earth Australia	Demobilisation	\$ 200.00	Hour
Earth Australia	<b>Frontend Loader 2.5m3 – 3.0m3</b>	<b>Rate</b>	<b>Unit</b>
Earth Australia	While in use	\$ 185.00	per hour
Earth Australia	On standby (no operator)	\$ -	Hour
Earth Australia	Labour Rate only	\$ 45.00	Hour
Earth Australia	Mobilisation	\$ 200.00	Hour
Earth Australia	Demobilisation	\$ 200.00	Hour
Earth Australia	<b>Dozer D7 or similar (D8T)</b>	<b>Rate</b>	<b>Unit</b>
Earth Australia	While in use	\$ 260.00	per hour
Earth Australia	On standby (no operator)	\$ -	Hour
Earth Australia	Labour Rate only	\$ 45.00	Hour
Earth Australia	Mobilisation	\$ 260.00	Hour
Earth Australia	Demobilisation	\$ 260.00	Hour
Earth Australia	<b>Watercart Semi – 25,000litres minimum</b>	<b>Rate</b>	<b>Unit</b>
Earth Australia	While in use	\$ 176.00	per hour
Earth Australia	On standby (no operator)	\$ -	Hour
Earth Australia	Labour Rate only	\$ 45.00	Hour
Earth Australia	Mobilisation	\$ 176.00	Hour
Earth Australia	Demobilisation	\$ 176.00	Hour
Earth Australia	<b>Watercart truck – 10,000litres minimum</b>	<b>Rate</b>	<b>Unit</b>
Earth Australia	While in use	\$ 160.00	per hour
Earth Australia	On standby (no operator)	\$ -	Hour
Earth Australia	Labour Rate only	\$ 45.00	Hour
Earth Australia	Mobilisation	\$ 160.00	Hour
Earth Australia	Demobilisation	\$ 160.00	Hour
Earth Australia	<b>6 Wheel End Tipper</b>	<b>Rate</b>	<b>Unit</b>
Earth Australia	While in use	\$ 160.00	per hour
Earth Australia	On standby (no operator)	\$ -	Hour
Earth Australia	Labour Rate only	\$ 45.00	Hour
Earth Australia	Mobilisation	\$ 160.00	Hour
Earth Australia	Demobilisation	\$ 160.00	Hour
Earth Australia	<b>Dual Smooth Drum/Padfoot Roller – 14tonne minimum</b>	<b>Rate</b>	<b>Unit</b>
Earth Australia	While in use	\$ 160.00	per hour
Earth Australia	On standby (no operator)	\$ 25.00	Hour
Earth Australia	Labour Rate only	\$ 45.00	Hour
Earth Australia	Mobilisation	\$ 180.00	Hour
Earth Australia	Demobilisation	\$ 180.00	Hour
Earth Australia	<b>Multi-tyre Roller 16tonne minimum</b>	<b>Rate</b>	<b>Unit</b>



Earth Australia	While in use	\$ 140.00	per hour
Earth Australia	On standby (no operator)	\$ 25.00	Hour
Earth Australia	Labour Rate only	\$ 45.00	Hour
Earth Australia	Mobilisation	\$ 200.00	Hour
Earth Australia	Demobilisation	\$ 200.00	Hour
Earth Australia	<b>Heavy Machinery Float</b>	<b>Rate</b>	<b>Unit</b>
Earth Australia	While in use	\$ 200.00	per hour
Earth Australia	On standby (no operator)	\$ -	Hour
Earth Australia	Labour Rate only	\$ 45.00	Hour
Earth Australia	Mobilisation	\$ 200.00	Hour
Earth Australia	Demobilisation	\$ 200.00	Hour
Earth Australia	<b>Pumping/Water Delivery: (6 inch or 4 inch pump)</b>	<b>Rate</b>	<b>Unit</b>
Earth Australia	While in use	\$ 27.50	per hour
Earth Australia	On standby (no operator)	\$ 16.50	Hour
Earth Australia	Labour Rate only	\$ -	Hour
Earth Australia	Mobilisation	\$ -	Item
Earth Australia	Demobilisation	\$ -	item
Earth Australia	<b>Other Plant Item: Double side Tipper Road Train</b>	<b>Rate</b>	<b>Unit</b>
Earth Australia	While in use	\$ 250.00	per hour
Earth Australia	On standby (no operator)	\$ -	Hour
Earth Australia	Labour Rate only	\$ 45.00	Hour
Earth Australia	Mobilisation	\$ 250.00	Hour
Earth Australia	Demobilisation	\$ 250.00	Hour
<b>Company:</b>	<b>Grader 140H or similar</b>	<b>Rate</b>	<b>Unit</b>
PMCC	While in use	\$ 182.00	per hour
PMCC	On standby (no operator)	\$ 33.00	Hour
PMCC	Labour Rate only	\$ 66.00	Hour
PMCC	Mobilisation (\$121 per hour or \$4 per km)		Item
PMCC	Demobilisation (\$121 per hour or \$4 per km)		item
PMCC	<b>Frontend Loader 2.5m3 – 3.0m3</b>	<b>Rate</b>	<b>Unit</b>
PMCC	While in use	\$ 133.00	per hour
PMCC	On standby (no operator)	\$ 52.00	Hour
PMCC	Labour Rate only	\$ 44.00	Hour
PMCC	Mobilisation (\$121 per hour or \$4 per km)		Item
PMCC	Demobilisation (\$121 per hour or \$4 per km)		item
PMCC	<b>Dozer D7 or similar</b>	<b>Rate</b>	<b>Unit</b>
PMCC	While in use	\$ 296.00	per hour
PMCC	On standby (no operator)	\$ 110.00	Hour
PMCC	Labour Rate only	\$ 66.00	Hour
PMCC	Mobilisation (\$160 per hour or \$5.50 per km)		Item
PMCC	Demobilisation (\$160 per hour or \$5.50 per km)		item
PMCC	<b>Watercart Semi – 25,000litres minimum</b>	<b>Rate</b>	<b>Unit</b>
PMCC	While in use	\$ 159.00	per hour
PMCC	On standby (no operator)	\$ 33.00	Hour
PMCC	Labour Rate only	\$ 44.00	Hour
PMCC	Mobilisation	\$ 159.00	Hour
PMCC	Demobilisation	\$ 159.00	Hour
PMCC	<b>Watercart truck – 10,000litres minimum</b>	<b>Rate</b>	<b>Unit</b>
PMCC	While in use	\$ 128.00	per hour

PMCC	On standby (no operator)	\$ 52.80	Hour
PMCC	Labour Rate only	\$ 44.00	Hour
PMCC	Mobilisation (\$128 per hour or \$4 per km)		Item
PMCC	Demobilisation (\$128 per hour or \$4 per km)		item
PMCC	<b>6 Wheel End Tipper</b>	<b>Rate</b>	<b>Unit</b>
PMCC	While in use	\$ 110.00	per hour
PMCC	On standby (no operator)	\$ 44.00	Hour
PMCC	Labour Rate only	\$ 44.00	Hour
PMCC	Mobilisation	\$ 110.00	Hour
PMCC	Demobilisation	\$ 110.00	Hour
PMCC	<b>Dual Smooth Drum/Padfoot Roller – 14tonne minimum</b>	<b>Rate</b>	<b>Unit</b>
PMCC	While in use	\$ 90.00	per hour
PMCC	On standby (no operator)	\$ 33.00	Hour
PMCC	Labour Rate only	\$ 44.00	Hour
PMCC	Mobilisation (\$121 per hour or \$4 per km)		Item
PMCC	Demobilisation (\$121 per hour or \$4 per km)		item
PMCC	<b>Multi-tyre Roller 16tonne minimum</b>	<b>Rate</b>	<b>Unit</b>
PMCC	While in use	\$ 91.00	per hour
PMCC	On standby (no operator)	\$ 33.00	Hour
PMCC	Labour Rate only	\$ 44.00	Hour
PMCC	Mobilisation (\$121 per hour or \$4 per km)		Item
PMCC	Demobilisation (\$121 per hour or \$4 per km)		item
PMCC	<b>Heavy Machinery Float</b>	<b>Rate</b>	<b>Unit</b>
PMCC	While in use	\$ 121.00	per hour
PMCC	On standby (no operator)	\$ 45.00	Hour
PMCC	Labour Rate only	\$ 44.00	Hour
PMCC	Mobilisation (\$121 per hour or \$4 per km)		Item
PMCC	Demobilisation (\$121 per hour or \$4 per km)		item
PMCC	<b>Pumping/Water Delivery: (Diesel 4 inch delivery trailer mounted)</b>	<b>Rate</b>	<b>Unit</b>
PMCC	While in use	\$ 14.30	per hour
PMCC	On standby (no operator)	\$ 14.30	Hour
PMCC	Labour Rate only	\$ -	Hour
PMCC	Mobilisation	\$ -	Item
PMCC	Demobilisation	\$ -	item
PMCC	<b>Other Plant Item:</b>	<b>Rate</b>	<b>Unit</b>
PMCC	While in use	\$ -	per hour
PMCC	On standby (no operator)	\$ -	Hour
PMCC	Labour Rate only	\$ -	Hour
PMCC	Mobilisation	\$ -	Item
PMCC	Demobilisation	\$ -	item
<b>Company:</b>	<b>Grader 140H or similar</b>	<b>Rate</b>	<b>Unit</b>
BIS Industries	While in use	\$ 179.00	per hour
BIS Industries	On standby (no operator)	\$ 83.00	Hour
BIS Industries	Labour Rate only	\$ 87.00	Hour
BIS Industries	Mobilisation	\$ 600.00	Item
BIS Industries	Demobilisation	\$ 600.00	item
<b>Company:</b>	<b>Frontend Loader 2.5m3 – 3.0m3</b>	<b>Rate</b>	<b>Unit</b>
BIS Industries	While in use	\$ 204.00	per hour

BIS Industries	On standby (no operator)	\$ 105.00	Hour
BIS Industries	Labour Rate only	\$ 87.00	Hour
BIS Industries	Mobilisation	\$ 600.00	Item
BIS Industries	Demobilisation	\$ 600.00	item
BIS Industries	<b>Dozer D7 or similar</b>	<b>Rate</b>	<b>Unit</b>
BIS Industries	While in use	\$ 192.00	per hour
BIS Industries	On standby (no operator)	\$ 105.00	Hour
BIS Industries	Labour Rate only	\$ 87.00	Hour
BIS Industries	Mobilisation	\$ 600.00	Item
BIS Industries	Demobilisation	\$ 600.00	item
BIS Industries	<b>Watercart Semi – 25,000litres minimum</b>	<b>Rate</b>	<b>Unit</b>
BIS Industries	While in use	\$ 272.00	per hour
BIS Industries	On standby (no operator)	\$ 167.00	Hour
BIS Industries	Labour Rate only	\$ 87.00	Hour
BIS Industries	Mobilisation	\$ -	Item
BIS Industries	Demobilisation	\$ -	item
BIS Industries	<b>Watercart truck – 10,000litres minimum</b>	<b>Rate</b>	<b>Unit</b>
BIS Industries	While in use	\$ 185.00	per hour
BIS Industries	On standby (no operator)	\$ 89.00	Hour
BIS Industries	Labour Rate only	\$ 87.00	Hour
BIS Industries	Mobilisation	\$ -	Item
BIS Industries	Demobilisation	\$ -	item
BIS Industries	<b>6 Wheel End Tipper</b>	<b>Rate</b>	<b>Unit</b>
BIS Industries	While in use	\$ 207.00	per hour
BIS Industries	On standby (no operator)	\$ 108.00	Hour
BIS Industries	Labour Rate only	\$ 87.00	Hour
BIS Industries	Mobilisation	\$ -	Item
BIS Industries	Demobilisation	\$ -	item
BIS Industries	<b>Dual Smooth Drum/Padfoot Roller – 14tonne minimum</b>	<b>Rate</b>	<b>Unit</b>
BIS Industries	While in use	\$ 149.00	per hour
BIS Industries	On standby (no operator)	\$ 56.00	Hour
BIS Industries	Labour Rate only	\$ 87.00	Hour
BIS Industries	Mobilisation	\$ 600.00	Item
BIS Industries	Demobilisation	\$ 600.00	item
BIS Industries	<b>Multi-tyre Roller 16tonne minimum</b>	<b>Rate</b>	<b>Unit</b>
BIS Industries	While in use	\$ 149.00	per hour
BIS Industries	On standby (no operator)	\$ 56.00	Hour
BIS Industries	Labour Rate only	\$ 87.00	Hour
BIS Industries	Mobilisation	\$ 600.00	Item
BIS Industries	Demobilisation	\$ 600.00	item
BIS Industries	<b>Heavy Machinery Float</b>	<b>Rate</b>	<b>Unit</b>
BIS Industries	While in use	\$ 247.00	per hour
BIS Industries	On standby (no operator)	\$ 144.00	Hour
BIS Industries	Labour Rate only	\$ 87.00	Hour
BIS Industries	Mobilisation	\$ -	Item
BIS Industries	Demobilisation	\$ -	item
BIS Industries	<b>Pumping/Water Delivery:</b>	<b>Rate</b>	<b>Unit</b>
BIS Industries	While in use	\$ 141.00	per hour

BIS Industries	On standby (no operator)	\$ 49.00	Hour
BIS Industries	Labour Rate only	\$ 87.00	Hour
BIS Industries	Mobilisation	\$ -	Item
BIS Industries	Demobilisation	\$ -	item
BIS Industries	<b>Other Plant Item: Road Train</b>	<b>Rate</b>	<b>Unit</b>
BIS Industries	While in use	\$ 219.00	per hour
BIS Industries	On standby (no operator)	\$ 119.00	Hour
BIS Industries	Labour Rate only	\$ 87.00	Hour
BIS Industries	Mobilisation	\$ -	Item
BIS Industries	Demobilisation	\$ -	item
<b>Company:</b>	<b>Grader 140H or similar</b>	<b>Rate</b>	<b>Unit</b>
Gencon Civil	While in use	\$ 247.60	per hour
Gencon Civil	On standby (no operator)	\$ 99.00	Hour
Gencon Civil	Labour Rate only	\$ 95.15	Hour
Gencon Civil	Mobilisation	\$ 1,787.50	Item
Gencon Civil	Demobilisation	\$ 1,787.50	item
Gencon Civil	<b>Frontend Loader 2.5m3 – 3.0m3</b>	<b>Rate</b>	<b>Unit</b>
Gencon Civil	While in use	\$ 226.20	per hour
Gencon Civil	On standby (no operator)	\$ 90.55	Hour
Gencon Civil	Labour Rate only	\$ 89.10	Hour
Gencon Civil	Mobilisation	\$ 1,787.50	Item
Gencon Civil	Demobilisation	\$ 1,787.50	item
Gencon Civil	<b>Dozer D7 or similar</b>	<b>Rate</b>	<b>Unit</b>
Gencon Civil	While in use	\$ 314.05	per hour
Gencon Civil	On standby (no operator)	\$ 126.50	Hour
Gencon Civil	Labour Rate only	\$ 95.15	Hour
Gencon Civil	Mobilisation	\$ 2,502.50	Item
Gencon Civil	Demobilisation	\$ 2,502.50	item
Gencon Civil	<b>Watercart Semi – 25,000litres minimum</b>	<b>Rate</b>	<b>Unit</b>
Gencon Civil	While in use	\$ 230.00	per hour
Gencon Civil	On standby (no operator)	\$ 79.75	Hour
Gencon Civil	Labour Rate only	\$ 89.10	Hour
Gencon Civil	Mobilisation	\$ 1,787.50	Item
Gencon Civil	Demobilisation	\$ 1,787.50	item
Gencon Civil	<b>Watercart truck – 10,000litres minimum</b>	<b>Rate</b>	<b>Unit</b>
Gencon Civil	While in use	\$ 187.10	per hour
Gencon Civil	On standby (no operator)	\$ 66.00	Hour
Gencon Civil	Labour Rate only	\$ 83.05	Hour
Gencon Civil	Mobilisation	\$ 715.00	Item
Gencon Civil	Demobilisation	\$ 715.00	item
Gencon Civil	<b>6 Wheel End Tipper</b>	<b>Rate</b>	<b>Unit</b>
Gencon Civil	While in use	\$ 187.10	per hour
Gencon Civil	On standby (no operator)	\$ 66.00	Hour
Gencon Civil	Labour Rate only	\$ 83.05	Hour
Gencon Civil	Mobilisation	\$ 715.00	Item
Gencon Civil	Demobilisation	\$ 715.00	item
Gencon Civil	<b>Dual Smooth Drum/Padfoot Roller – 14tonne minimum</b>	<b>Rate</b>	<b>Unit</b>
Gencon Civil	While in use	\$ 142.70	per hour
Gencon Civil	On standby (no operator)	\$ 46.50	Hour
Gencon Civil	Labour Rate only	\$ 83.05	Hour

Gencon Civil	Mobilisation	\$ 1,787.50	Item
Gencon Civil	Demobilisation	\$ 1,787.50	item
Gencon Civil	<b>Multi-tyre Roller 16tonne minimum</b>	<b>Rate</b>	<b>Unit</b>
Gencon Civil	While in use	\$ 151.30	per hour
Gencon Civil	On standby (no operator)	\$ 54.00	Hour
Gencon Civil	Labour Rate only	\$ 83.05	Hour
Gencon Civil	Mobilisation	\$ 1,787.50	Item
Gencon Civil	Demobilisation	\$ 1,787.50	item
Gencon Civil	<b>Heavy Machinery Float</b>	<b>Rate</b>	<b>Unit</b>
Gencon Civil	While in use	\$ 240.75	per hour
Gencon Civil	On standby (no operator)	\$ 92.40	Hour
Gencon Civil	Labour Rate only	\$ 89.10	Hour
Gencon Civil	Mobilisation	\$ 1,787.50	Item
Gencon Civil	Demobilisation	\$ 1,787.50	item
Gencon Civil	<b>Pumping/Water Delivery: Pump and Hoses</b>	<b>Rate</b>	<b>Unit</b>
Gencon Civil	While in use	\$ 37.95	per hour
Gencon Civil	On standby (no operator)	\$ 18.55	Hour
Gencon Civil	Labour Rate only	\$ 83.05	Hour
Gencon Civil	Mobilisation	\$ 864.35	Item
Gencon Civil	Demobilisation	\$ 864.35	item
Gencon Civil	<b>Other Plant Item: Wirtgen WR240 Stabiliser</b>	<b>Rate</b>	<b>Unit</b>
Gencon Civil	While in use	\$ 420.00	per hour
Gencon Civil	On standby (no operator)	\$ 99.00	Hour
Gencon Civil	Labour Rate only	\$ 95.15	Hour
Gencon Civil	Mobilisation	\$ 2,502.50	Item
Gencon Civil	Demobilisation	\$ 2,502.50	item
<b>Company:</b>	<b>Grader 140H or similar</b>	<b>Rate</b>	<b>Unit</b>
Cardinal Contractors Pty Ltd	While in use	\$ 201.30	per hour
Cardinal Contractors Pty Ltd	On standby (no operator)	\$ 102.30	Hour
Cardinal Contractors Pty Ltd	Labour Rate only	\$ 80.00	Hour
Cardinal Contractors Pty Ltd	Mobilisation (\$6/km over 50km or hourly hire rates for float)		Item
Cardinal Contractors Pty Ltd	Demobilisation (\$6/km over 50km or hourly hire rates for float)		item
Cardinal Contractors Pty Ltd	<b>Frontend Loader 2.5m3 – 3.0m3</b>	<b>Rate</b>	<b>Unit</b>
Cardinal Contractors Pty Ltd	While in use	\$ 168.30	per hour
Cardinal Contractors Pty Ltd	On standby (no operator)	\$ 102.30	Hour
Cardinal Contractors Pty Ltd	Labour Rate only	\$ 80.00	Hour
Cardinal Contractors Pty Ltd	Mobilisation (\$6/km over 50km or hourly hire rates for float)		Item
Cardinal Contractors Pty Ltd	Demobilisation (\$6/km over 50km or hourly hire rates for float)		item
Cardinal Contractors Pty Ltd	<b>Dozer D7 or similar</b>	<b>Rate</b>	<b>Unit</b>
Cardinal Contractors Pty Ltd	While in use	\$ 234.30	per hour
Cardinal Contractors Pty Ltd	On standby (no operator)	\$ 102.30	Hour
Cardinal Contractors Pty Ltd	Labour Rate only	\$ 80.00	Hour
Cardinal Contractors Pty Ltd	Mobilisation (\$6/km over 50km or hourly hire rates for float)		Item
Cardinal Contractors Pty Ltd	Demobilisation (\$6/km over 50km or hourly hire rates for float)		item
Cardinal Contractors Pty Ltd	<b>Watercart Semi – 25,000litres minimum</b>	<b>Rate</b>	<b>Unit</b>
Cardinal Contractors Pty Ltd	While in use	\$ 146.30	per hour
Cardinal Contractors Pty Ltd	On standby (no operator)	\$ 102.30	Hour
Cardinal Contractors Pty Ltd	Labour Rate only	\$ 80.00	Hour

Cardinal Contractors Pty Ltd	Mobilisation (\$6/km over 50km or hourly hire rates for float)		Item
Cardinal Contractors Pty Ltd	Demobilisation (\$6/km over 50km or hourly hire rates for float)		item
Cardinal Contractors Pty Ltd	<b>Watercart truck – 10,000litres minimum</b>	<b>Rate</b>	<b>Unit</b>
Cardinal Contractors Pty Ltd	While in use	\$ 135.30	per hour
Cardinal Contractors Pty Ltd	On standby (no operator)	\$ 102.30	Hour
Cardinal Contractors Pty Ltd	Labour Rate only	\$ 80.00	Hour
Cardinal Contractors Pty Ltd	Mobilisation (\$6/km over 50km or hourly hire rates for float)		Item
Cardinal Contractors Pty Ltd	Demobilisation (\$6/km over 50km or hourly hire rates for float)		item
Cardinal Contractors Pty Ltd	<b>6 Wheel End Tipper</b>	<b>Rate</b>	<b>Unit</b>
Cardinal Contractors Pty Ltd	While in use	\$ 135.30	per hour
Cardinal Contractors Pty Ltd	On standby (no operator)	\$ 102.30	Hour
Cardinal Contractors Pty Ltd	Labour Rate only	\$ 80.00	Hour
Cardinal Contractors Pty Ltd	Mobilisation (\$6/km over 50km or hourly hire rates for float)		Item
Cardinal Contractors Pty Ltd	Demobilisation (\$6/km over 50km or hourly hire rates for float)		item
Cardinal Contractors Pty Ltd	<b>Dual Smooth Drum/Padfoot Roller – 14tonne minimum</b>	<b>Rate</b>	<b>Unit</b>
Cardinal Contractors Pty Ltd	While in use	\$ 129.80	per hour
Cardinal Contractors Pty Ltd	On standby (no operator)	\$ 102.30	Hour
Cardinal Contractors Pty Ltd	Labour Rate only	\$ 80.00	Hour
Cardinal Contractors Pty Ltd	Mobilisation (\$6/km over 50km or hourly hire rates for float)		Item
Cardinal Contractors Pty Ltd	Demobilisation (\$6/km over 50km or hourly hire rates for float)		item
Cardinal Contractors Pty Ltd	<b>Multi-tyre Roller 16tonne minimum</b>	<b>Rate</b>	<b>Unit</b>
Cardinal Contractors Pty Ltd	While in use	\$ 190.30	per hour
Cardinal Contractors Pty Ltd	On standby (no operator)	\$ 102.30	Hour
Cardinal Contractors Pty Ltd	Labour Rate only	\$ 80.00	Hour
Cardinal Contractors Pty Ltd	Mobilisation (\$6/km over 50km or hourly hire rates for float)		Item
Cardinal Contractors Pty Ltd	Demobilisation (\$6/km over 50km or hourly hire rates for float)		item
Cardinal Contractors Pty Ltd	<b>Heavy Machinery Float</b>	<b>Rate</b>	<b>Unit</b>
Cardinal Contractors Pty Ltd	While in use	\$ 234.30	per hour
Cardinal Contractors Pty Ltd	On standby (no operator)	\$ 102.30	Hour
Cardinal Contractors Pty Ltd	Labour Rate only	\$ 80.00	Hour
Cardinal Contractors Pty Ltd	Mobilisation (\$6/km over 50km or hourly hire rates for float)		Item
Cardinal Contractors Pty Ltd	Demobilisation (\$6/km over 50km or hourly hire rates for float)		item
Cardinal Contractors Pty Ltd	<b>Pumping/Water Delivery:</b>	<b>Rate</b>	<b>Unit</b>
Cardinal Contractors Pty Ltd	Submersible Bore Pump	\$ 71.50	per day
Cardinal Contractors Pty Ltd	6 inch transfer pump	\$ 203.50	per day
Cardinal Contractors Pty Ltd	Genset (30 KVA)	\$ 110.00	per day
Cardinal Contractors Pty Ltd	Mobilisation (\$6/km over 50km or hourly hire rates for float)		Item
Cardinal Contractors Pty Ltd	Demobilisation (\$6/km over 50km or hourly hire rates for float)		item
Cardinal Contractors Pty Ltd	<b>Other Plant Item: 13t excavator</b>	<b>Rate</b>	<b>Unit</b>
Cardinal Contractors Pty Ltd	While in use	\$ 140.80	per hour
Cardinal Contractors Pty Ltd	On standby (no operator)	\$ 102.30	Hour
Cardinal Contractors Pty Ltd	Labour Rate only	\$ 80.00	Hour
Cardinal Contractors Pty Ltd	Mobilisation (\$6/km over 50km or hourly hire rates for float)		Item
Cardinal Contractors Pty Ltd	Demobilisation (\$6/km over 50km or hourly hire rates for float)		item
<b>Company:</b>	<b>Grader 140H or similar</b>	<b>Rate</b>	<b>Unit</b>
AMC (Australian Mining &	While in use	\$ 235.00	per hour
AMC (Australian Mining &	On standby (no operator)	\$ 50.00	Hour
AMC (Australian Mining &	Labour Rate only	\$ 89.50	Hour

AMC (Australian Mining & Civil)	Mobilisation	\$ 950.00	Item
AMC (Australian Mining & Civil)	Demobilisation	\$ 950.00	item
AMC (Australian Mining & Civil)	<b>Frontend Loader 2.5m3 – 3.0m3</b>	<b>Rate</b>	<b>Unit</b>
AMC (Australian Mining & Civil)	While in use	\$ 235.00	per hour
AMC (Australian Mining & Civil)	On standby (no operator)	\$ 50.00	Hour
AMC (Australian Mining & Civil)	Labour Rate only	\$ 89.50	Hour
AMC (Australian Mining & Civil)	Mobilisation	\$ 950.00	Item
AMC (Australian Mining & Civil)	Demobilisation	\$ 950.00	item
AMC (Australian Mining & Civil)	<b>Dozer D7 or similar</b>	<b>Rate</b>	<b>Unit</b>
AMC (Australian Mining & Civil)	While in use	\$ 285.00	per hour
AMC (Australian Mining & Civil)	On standby (no operator)	\$ 72.00	Hour
AMC (Australian Mining & Civil)	Labour Rate only	\$ 89.50	Hour
AMC (Australian Mining & Civil)	Mobilisation	\$ 1,500.00	Item
AMC (Australian Mining & Civil)	Demobilisation	\$ 1,500.00	item
AMC (Australian Mining & Civil)	<b>Watercart Semi – 25,000litres minimum</b>	<b>Rate</b>	<b>Unit</b>
AMC (Australian Mining & Civil)	While in use	\$ 212.00	per hour
AMC (Australian Mining & Civil)	On standby (no operator)	\$ 50.00	Hour
AMC (Australian Mining & Civil)	Labour Rate only	\$ 89.50	Hour
AMC (Australian Mining & Civil)	Mobilisation	\$ 650.00	Item
AMC (Australian Mining & Civil)	Demobilisation	\$ 650.00	item
AMC (Australian Mining & Civil)	<b>Watercart truck – 10,000litres minimum</b>	<b>Rate</b>	<b>Unit</b>
AMC (Australian Mining & Civil)	While in use	\$ 190.00	per hour
AMC (Australian Mining & Civil)	On standby (no operator)	\$ 50.00	Hour
AMC (Australian Mining & Civil)	Labour Rate only	\$ 89.50	Hour
AMC (Australian Mining & Civil)	Mobilisation	\$ 650.00	Item
AMC (Australian Mining & Civil)	Demobilisation	\$ 650.00	item
AMC (Australian Mining & Civil)	<b>6 Wheel End Tipper</b>	<b>Rate</b>	<b>Unit</b>
AMC (Australian Mining & Civil)	While in use	\$ 190.00	per hour
AMC (Australian Mining & Civil)	On standby (no operator)	\$ 50.00	Hour
AMC (Australian Mining & Civil)	Labour Rate only	\$ 89.50	Hour
AMC (Australian Mining & Civil)	Mobilisation	\$ 650.00	Item
AMC (Australian Mining & Civil)	Demobilisation	\$ 650.00	item
AMC (Australian Mining & Civil)	<b>Dual Smooth Drum/Padfoot Roller – 14tonne minimum</b>	<b>Rate</b>	<b>Unit</b>
AMC (Australian Mining & Civil)	While in use	\$ 168.00	per hour
AMC (Australian Mining & Civil)	On standby (no operator)	\$ 50.00	Hour
AMC (Australian Mining & Civil)	Labour Rate only	\$ 89.50	Hour
AMC (Australian Mining & Civil)	Mobilisation	\$ 950.00	Item
AMC (Australian Mining & Civil)	Demobilisation	\$ 950.00	item
AMC (Australian Mining & Civil)	<b>Multi-tyre Roller 16tonne minimum</b>	<b>Rate</b>	<b>Unit</b>
AMC (Australian Mining & Civil)	While in use	\$ 168.00	per hour
AMC (Australian Mining & Civil)	On standby (no operator)	\$ 50.00	Hour
AMC (Australian Mining & Civil)	Labour Rate only	\$ 89.50	Hour
AMC (Australian Mining & Civil)	Mobilisation	\$ 950.00	Item
AMC (Australian Mining & Civil)	Demobilisation	\$ 950.00	item
AMC (Australian Mining & Civil)	<b>Heavy Machinery Float</b>	<b>Rate</b>	<b>Unit</b>
AMC (Australian Mining & Civil)	While in use	\$ 240.00	per hour
AMC (Australian Mining & Civil)	On standby (no operator)	\$ 50.00	Hour
AMC (Australian Mining & Civil)	Labour Rate only	\$ 89.50	Hour
AMC (Australian Mining & Civil)	Mobilisation	\$ 500.00	Item
AMC (Australian Mining & Civil)	Demobilisation	\$ 500.00	item

Aivil (Australian Mining & Civil)	<b>Pumping/Water Delivery:</b>	<b>Rate</b>	<b>Unit</b>
Aivil (Australian Mining & Civil)	While in use	\$ 235.00	per hour
Aivil (Australian Mining & Civil)	On standby (no operator)	\$ 50.00	Hour
Aivil (Australian Mining & Civil)	Labour Rate only	\$ 89.50	Hour
Aivil (Australian Mining & Civil)	Mobilisation	\$ 950.00	Item
Aivil (Australian Mining & Civil)	Demobilisation	\$ 950.00	item
Aivil (Australian Mining & Civil)	<b>Other Plant Item: Service Vehicle</b>	<b>Rate</b>	<b>Unit</b>
Aivil (Australian Mining & Civil)	While in use	\$ 190.00	per hour
Aivil (Australian Mining & Civil)	On standby (no operator)	\$ 50.00	Hour
Aivil (Australian Mining & Civil)	Labour Rate only	\$ 89.50	Hour
Aivil (Australian Mining & Civil)	Mobilisation	\$ 500.00	Item
Aivil (Australian Mining & Civil)	Demobilisation	\$ 500.00	item
<b>Company:</b>	<b>Grader 140H or similar</b>	<b>Rate</b>	<b>Unit</b>
BIMS Earthmoving	While in use	\$ 170.00	per hour
BIMS Earthmoving	On standby (no operator)	\$ -	Hour
BIMS Earthmoving	Labour Rate only	\$ 73.00	Hour
BIMS Earthmoving	Mobilisation	\$ 3,000.00	Item
BIMS Earthmoving	Demobilisation	\$ 3,000.00	item
BIMS Earthmoving	<b>Frontend Loader 2.5m3 – 3.0m3</b>	<b>Rate</b>	<b>Unit</b>
BIMS Earthmoving	While in use	\$ 170.00	per hour
BIMS Earthmoving	On standby (no operator)	\$ -	Hour
BIMS Earthmoving	Labour Rate only	\$ 73.00	Hour
BIMS Earthmoving	Mobilisation	\$ 3,000.00	Item
BIMS Earthmoving	Demobilisation	\$ 3,000.00	item
BIMS Earthmoving	<b>Dozer D7 or similar</b>	<b>Rate</b>	<b>Unit</b>
BIMS Earthmoving	While in use	\$ 264.00	per hour
BIMS Earthmoving	On standby (no operator)	\$ 120.00	Hour
BIMS Earthmoving	Labour Rate only	\$ 73.00	Hour
BIMS Earthmoving	Mobilisation	\$ 3,000.00	Item
BIMS Earthmoving	Demobilisation	\$ 3,000.00	item
BIMS Earthmoving	<b>Watercart Semi – 25,000litres minimum</b>	<b>Rate</b>	<b>Unit</b>
BIMS Earthmoving	While in use	\$ 170.00	per hour
BIMS Earthmoving	On standby (no operator)	\$ 55.00	Hour
BIMS Earthmoving	Labour Rate only	\$ 73.00	Hour
BIMS Earthmoving	Mobilisation	\$ 1,500.00	Item
BIMS Earthmoving	Demobilisation	\$ 1,500.00	item
BIMS Earthmoving	<b>Watercart truck – 10,000litres minimum</b>	<b>Rate</b>	<b>Unit</b>
BIMS Earthmoving	While in use	\$ 143.00	per hour
BIMS Earthmoving	On standby (no operator)	\$ 30.00	Hour
BIMS Earthmoving	Labour Rate only	\$ 73.00	Hour
BIMS Earthmoving	Mobilisation	\$ 1,430.00	Item
BIMS Earthmoving	Demobilisation	\$ 1,430.00	item
BIMS Earthmoving	<b>6 Wheel End Tipper</b>	<b>Rate</b>	<b>Unit</b>
BIMS Earthmoving	While in use	\$ 154.00	per hour
BIMS Earthmoving	On standby (no operator)	\$ 30.00	Hour
BIMS Earthmoving	Labour Rate only	\$ 73.00	Hour
BIMS Earthmoving	Mobilisation	\$ 1,430.00	Item
BIMS Earthmoving	Demobilisation	\$ 1,430.00	item
BIMS Earthmoving	<b>Dual Smooth Drum/Padfoot Roller – 14tonne minimum</b>	<b>Rate</b>	<b>Unit</b>
BIMS Earthmoving	While in use	\$ 134.00	per hour



BIMS Earthmoving	On standby (no operator)	\$ -	Hour
BIMS Earthmoving	Labour Rate only	\$ 73.00	Hour
BIMS Earthmoving	Mobilisation	\$ 800.00	Item
BIMS Earthmoving	Demobilisation	\$ 800.00	item
BIMS Earthmoving	<b>Multi-tyre Roller 16tonne minimum</b>	<b>Rate</b>	<b>Unit</b>
BIMS Earthmoving	While in use	\$ 134.00	per hour
BIMS Earthmoving	On standby (no operator)	\$ 55.00	Hour
BIMS Earthmoving	Labour Rate only	\$ 73.00	Hour
BIMS Earthmoving	Mobilisation	\$ 800.00	Item
BIMS Earthmoving	Demobilisation	\$ 800.00	item
BIMS Earthmoving	<b>Heavy Machinery Float</b>	<b>Rate</b>	<b>Unit</b>
BIMS Earthmoving	While in use	\$ 160.00	per hour
BIMS Earthmoving	On standby (no operator)	\$ 60.00	Hour
BIMS Earthmoving	Labour Rate only	\$ 73.00	Hour
BIMS Earthmoving	Mobilisation	\$ 1,500.00	Item
BIMS Earthmoving	Demobilisation	\$ 1,500.00	item
BIMS Earthmoving	<b>Pumping/Water Delivery:</b>	<b>Rate</b>	<b>Unit</b>
BIMS Earthmoving	While in use	\$ 15.00	per hour
BIMS Earthmoving	On standby (no operator)	\$ -	Hour
BIMS Earthmoving	Labour Rate only	\$ -	Hour
BIMS Earthmoving	Mobilisation	\$ -	Item
BIMS Earthmoving	Demobilisation	\$ -	item
BIMS Earthmoving	<b>Other Plant Item: Road Train Side Tipper</b>	<b>Rate</b>	<b>Unit</b>
BIMS Earthmoving	While in use	\$ 215.00	per hour
BIMS Earthmoving	On standby (no operator)	\$ 75.00	Hour
BIMS Earthmoving	Labour Rate only	\$ 73.00	Hour
BIMS Earthmoving	Mobilisation	\$ 1,500.00	Item
BIMS Earthmoving	Demobilisation	\$ 1,500.00	item
<b>Company:</b>	<b>Grader 140H or similar</b>	<b>Rate</b>	<b>Unit</b>
Breakaway Earthmoving	While in use	\$ 216.70	per hour
Breakaway Earthmoving	On standby (no operator)	\$ 30.00	Hour
Breakaway Earthmoving	Labour Rate only	\$ 77.00	Hour
Breakaway Earthmoving	Mobilisation (to Leonora)	\$ 1,210.00	Item
Breakaway Earthmoving	Demobilisation (from Leonora)	\$ 1,210.00	item
Breakaway Earthmoving	<b>Frontend Loader 2.5m3 – 3.0m3</b>	<b>Rate</b>	<b>Unit</b>
Breakaway Earthmoving	While in use	\$ 165.00	per hour
Breakaway Earthmoving	On standby (no operator)	\$ 30.00	Hour
Breakaway Earthmoving	Labour Rate only	\$ 67.29	Hour
Breakaway Earthmoving	Mobilisation (to Leonora)	\$ 1,210.00	Item
Breakaway Earthmoving	Demobilisation (from Leonora)	\$ 1,210.00	item
Breakaway Earthmoving	<b>Dozer D7 or similar (D8T)</b>	<b>Rate</b>	<b>Unit</b>
Breakaway Earthmoving	While in use	\$ 282.70	per hour
Breakaway Earthmoving	On standby (no operator)	\$ 30.00	Hour
Breakaway Earthmoving	Labour Rate only	\$ 67.29	Hour
Breakaway Earthmoving	Mobilisation (to Leonora)	\$ 2,145.00	Item
Breakaway Earthmoving	Demobilisation (from Leonora)	\$ 2,145.00	item
Breakaway Earthmoving	<b>Watercart Semi – 25,000litres minimum</b>	<b>Rate</b>	<b>Unit</b>

Breakaway Earthmoving	While in use	\$ 183.70	per hour
Breakaway Earthmoving	On standby (no operator)	\$ 30.00	Hour
Breakaway Earthmoving	Labour Rate only	\$ 67.29	Hour
Breakaway Earthmoving	Mobilisation (to Leonora)	\$ 551.10	Item
Breakaway Earthmoving	Demobilisation (from Leonora)	\$ 551.10	item
Breakaway Earthmoving	<b>Watercart truck – 10,000litres minimum</b>	<b>Rate</b>	<b>Unit</b>
Breakaway Earthmoving	While in use	\$ 145.20	per hour
Breakaway Earthmoving	On standby (no operator)	\$ 30.00	Hour
Breakaway Earthmoving	Labour Rate only	\$ 67.29	Hour
Breakaway Earthmoving	Mobilisation (to Leonora)	\$ 435.60	Item
Breakaway Earthmoving	Demobilisation (from Leonora)	\$ 435.60	item
Breakaway Earthmoving	<b>6 Wheel End Tipper</b>	<b>Rate</b>	<b>Unit</b>
Breakaway Earthmoving	While in use	\$ 145.20	per hour
Breakaway Earthmoving	On standby (no operator)	\$ 30.00	Hour
Breakaway Earthmoving	Labour Rate only	\$ 67.29	Hour
Breakaway Earthmoving	Mobilisation (to Leonora)	\$ 435.60	Item
Breakaway Earthmoving	Demobilisation (from Leonora)	\$ 435.60	item
Breakaway Earthmoving	<b>Dual Smooth Drum/Padfoot Roller – 14tonne minimum</b>	<b>Rate</b>	<b>Unit</b>
Breakaway Earthmoving	While in use	\$ 145.20	per hour
Breakaway Earthmoving	On standby (no operator)	\$ 30.00	Hour
Breakaway Earthmoving	Labour Rate only	\$ 67.29	Hour
Breakaway Earthmoving	Mobilisation (to Leonora)	\$ 1,210.00	Item
Breakaway Earthmoving	Demobilisation (from Leonora)	\$ 1,210.00	item
Breakaway Earthmoving	<b>Multi-tyre Roller 16tonne minimum</b>	<b>Rate</b>	<b>Unit</b>
Breakaway Earthmoving	While in use	\$ 145.20	per hour
Breakaway Earthmoving	On standby (no operator)	\$ 30.00	Hour
Breakaway Earthmoving	Labour Rate only	\$ 67.29	Hour
Breakaway Earthmoving	Mobilisation (to Leonora)	\$ 1,210.00	Item
Breakaway Earthmoving	Demobilisation (from Leonora)	\$ 1,210.00	item
Breakaway Earthmoving	<b>Heavy Machinery Float</b>	<b>Rate</b>	<b>Unit</b>
Breakaway Earthmoving	While in use	\$ 170.50	per hour
Breakaway Earthmoving	On standby (no operator)	\$ 30.00	Hour
Breakaway Earthmoving	Labour Rate only	\$ 67.29	Hour
Breakaway Earthmoving	Mobilisation (to Leonora)	\$ 511.00	Item
Breakaway Earthmoving	Demobilisation (from Leonora)	\$ 511.00	item
Breakaway Earthmoving	<b>Pumping/Water Delivery: (Sub Pump, Genset &amp; Piping)</b>	<b>Rate</b>	<b>Unit</b>
Breakaway Earthmoving	While in use	\$ 25.00	per hour
Breakaway Earthmoving	4 inch trans. Pump & Piping	\$ 25.00	Hour
Breakaway Earthmoving	Labour Rate only	\$ -	Hour
Breakaway Earthmoving	Mobilisation (to Leonora)	\$ 1,210.00	Item
Breakaway Earthmoving	Demobilisation (from Leonora)	\$ 1,210.00	item
Breakaway Earthmoving	<b>Other Plant Item: Grid Roller</b>	<b>Rate</b>	<b>Unit</b>
Breakaway Earthmoving	While in use	\$ 145.20	per hour

Breakaway Earthmoving	On standby (no operator)	\$ 30.00	Hour
Breakaway Earthmoving	Labour Rate only	\$ 67.29	Hour
Breakaway Earthmoving	Mobilisation	\$ 1,210.00	Item
Breakaway Earthmoving	Demobilisation	\$ 1,210.00	item
<b>Company:</b>	<b>Grader 140H or similar</b>	<b>Rate</b>	<b>Unit</b>
Texcon Mining & Civil	While in use	\$ 189.00	per hour
Texcon Mining & Civil	On standby (no operator)	\$ 52.50	Hour
Texcon Mining & Civil	Labour Rate only	\$ 80.00	Hour
Texcon Mining & Civil	Mobilisation	\$ 950.00	Item
Texcon Mining & Civil	Demobilisation	\$ 480.00	item
Texcon Mining & Civil	<b>Frontend Loader 2.5m3 – 3.0m3</b>	<b>Rate</b>	<b>Unit</b>
Texcon Mining & Civil	While in use	\$ 211.00	per hour
Texcon Mining & Civil	On standby (no operator)	\$ 75.00	Hour
Texcon Mining & Civil	Labour Rate only	\$ 80.00	Hour
Texcon Mining & Civil	Mobilisation	\$ 950.00	Item
Texcon Mining & Civil	Demobilisation	\$ 480.00	item
Texcon Mining & Civil	<b>Dozer D7 or similar</b>	<b>Rate</b>	<b>Unit</b>
Texcon Mining & Civil	While in use	\$ 215.00	per hour
Texcon Mining & Civil	On standby (no operator)	\$ 85.00	Hour
Texcon Mining & Civil	Labour Rate only	\$ 80.00	Hour
Texcon Mining & Civil	Mobilisation	\$ 950.00	Item
Texcon Mining & Civil	Demobilisation	\$ 480.00	item
Texcon Mining & Civil	<b>Watercart Semi – 25,000litres minimum</b>	<b>Rate</b>	<b>Unit</b>
Texcon Mining & Civil	While in use	\$ 176.00	per hour
Texcon Mining & Civil	On standby (no operator)	\$ 140.30	Hour
Texcon Mining & Civil	Labour Rate only	\$ 80.00	Hour
Texcon Mining & Civil	Mobilisation	\$ 950.00	Item
Texcon Mining & Civil	Demobilisation	\$ 480.00	item
Texcon Mining & Civil	<b>Watercart truck – 10,000litres minimum</b>	<b>Rate</b>	<b>Unit</b>
Texcon Mining & Civil	While in use	\$ 170.50	per hour
Texcon Mining & Civil	On standby (no operator)	\$ 55.00	Hour
Texcon Mining & Civil	Labour Rate only	\$ 80.00	Hour
Texcon Mining & Civil	Mobilisation	\$ 950.00	Item
Texcon Mining & Civil	Demobilisation	\$ 480.00	item
Texcon Mining & Civil	<b>6 Wheel End Tipper</b>	<b>Rate</b>	<b>Unit</b>
Texcon Mining & Civil	While in use	\$ 170.00	per hour
Texcon Mining & Civil	On standby (no operator)	\$ 55.00	Hour
Texcon Mining & Civil	Labour Rate only	\$ 80.00	Hour
Texcon Mining & Civil	Mobilisation	\$ 950.00	Item
Texcon Mining & Civil	Demobilisation	\$ 480.00	item
Texcon Mining & Civil	<b>Dual Smooth Drum/Padfoot Roller – 14tonne minimum</b>	<b>Rate</b>	<b>Unit</b>
Texcon Mining & Civil	While in use	\$ 146.05	per hour
Texcon Mining & Civil	On standby (no operator)	\$ 99.80	Hour
Texcon Mining & Civil	Labour Rate only	\$ 80.00	Hour
Texcon Mining & Civil	Mobilisation	\$ 950.00	Item
Texcon Mining & Civil	Demobilisation	\$ 480.00	item
Texcon Mining & Civil	<b>Multi-tyre Roller 16tonne minimum</b>	<b>Rate</b>	<b>Unit</b>
Texcon Mining & Civil	While in use	\$ 144.15	per hour
Texcon Mining & Civil	On standby (no operator)	\$ 99.80	Hour
Texcon Mining & Civil	Labour Rate only	\$ 80.00	Hour

Texcon Mining & Civil	Mobilisation	\$ 950.00	Item
Texcon Mining & Civil	Demobilisation	\$ 480.00	item
Texcon Mining & Civil	<b>Heavy Machinery Float</b>	<b>Rate</b>	<b>Unit</b>
Texcon Mining & Civil	While in use	\$ 241.00	per hour
Texcon Mining & Civil	On standby (no operator)	\$ 65.00	Hour
Texcon Mining & Civil	Labour Rate only	\$ 76.30	Hour
Texcon Mining & Civil	Mobilisation	\$ 950.00	Item
Texcon Mining & Civil	Demobilisation	\$ 480.00	item
Texcon Mining & Civil	<b>Pumping/Water Delivery:</b>	<b>Rate</b>	<b>Unit</b>
Texcon Mining & Civil	While in use	\$ 300.00	per hour
Texcon Mining & Civil	On standby (no operator)	\$ 230.00	Hour
Texcon Mining & Civil	Labour Rate only	\$ -	Hour
Texcon Mining & Civil	Mobilisation	\$ 100.00	Item
Texcon Mining & Civil	Demobilisation	\$ 100.00	item
Texcon Mining & Civil	<b>Other Plant Item: Plate Compactor</b>	<b>Rate</b>	<b>Unit</b>
Texcon Mining & Civil	While in use	\$ 95.30	per hour
Texcon Mining & Civil	On standby (no operator)	\$ 76.30	Hour
Texcon Mining & Civil	Labour Rate only	\$ 76.30	Hour
Texcon Mining & Civil	Mobilisation	\$ 50.00	Item
Texcon Mining & Civil	Demobilisation	\$ 50.00	item
<b>Company:</b>	<b>Grader 140H or similar</b>	<b>Rate</b>	<b>Unit</b>
River Hill Contracting	While in use	\$ 175.00	per hour
River Hill Contracting	On standby (no operator)	\$ 80.00	Hour
River Hill Contracting	Labour Rate only	\$ 65.00	Hour
River Hill Contracting	Mobilisation	\$ 750.00	Item
River Hill Contracting	Demobilisation	\$ 750.00	item
River Hill Contracting	<b>Frontend Loader 2.5m3 – 3.0m3</b>	<b>Rate</b>	<b>Unit</b>
River Hill Contracting	While in use	\$ 145.00	per hour
River Hill Contracting	On standby (no operator)	\$ 80.00	Hour
River Hill Contracting	Labour Rate only	\$ 63.00	Hour
River Hill Contracting	Mobilisation	\$ 750.00	Item
River Hill Contracting	Demobilisation	\$ 750.00	item
River Hill Contracting	<b>Dozer D7 or similar</b>	<b>Rate</b>	<b>Unit</b>
River Hill Contracting	While in use	\$ -	per hour
River Hill Contracting	On standby (no operator)	\$ -	Hour
River Hill Contracting	Labour Rate only	\$ -	Hour
River Hill Contracting	Mobilisation	\$ -	Item
River Hill Contracting	Demobilisation	\$ -	item
River Hill Contracting	<b>Watercart Semi – 25,000litres minimum</b>	<b>Rate</b>	<b>Unit</b>
River Hill Contracting	While in use	\$ -	per hour
River Hill Contracting	On standby (no operator)	\$ -	Hour
River Hill Contracting	Labour Rate only	\$ -	Hour
River Hill Contracting	Mobilisation	\$ -	Item
River Hill Contracting	Demobilisation	\$ -	item
River Hill Contracting	<b>Watercart truck – 10,000litres minimum</b>	<b>Rate</b>	<b>Unit</b>
River Hill Contracting	While in use	\$ 135.00	per hour
River Hill Contracting	On standby (no operator)	\$ 70.00	Hour
River Hill Contracting	Labour Rate only	\$ 60.00	Hour
River Hill Contracting	Mobilisation	\$ 400.00	Item

River Hill Contracting	Demobilisation	\$ 400.00	item
River Hill Contracting	<b>6 Wheel End Tipper</b>	<b>Rate</b>	<b>Unit</b>
River Hill Contracting	While in use	\$ 125.00	per hour
River Hill Contracting	On standby (no operator)	\$ 65.00	Hour
River Hill Contracting	Labour Rate only	\$ 60.00	Hour
River Hill Contracting	Mobilisation	\$ 400.00	Item
River Hill Contracting	Demobilisation	\$ 400.00	item
River Hill Contracting	<b>Dual Smooth Drum/Padfoot Roller – 14tonne minimum</b>	<b>Rate</b>	<b>Unit</b>
River Hill Contracting	While in use	\$ 140.00	per hour
River Hill Contracting	On standby (no operator)	\$ 65.00	Hour
River Hill Contracting	Labour Rate only	\$ 60.00	Hour
River Hill Contracting	Mobilisation	\$ 500.00	Item
River Hill Contracting	Demobilisation	\$ 500.00	item
River Hill Contracting	<b>Multi-tyre Roller 16tonnne minimum</b>	<b>Rate</b>	<b>Unit</b>
River Hill Contracting	While in use	\$ -	per hour
River Hill Contracting	On standby (no operator)	\$ -	Hour
River Hill Contracting	Labour Rate only	\$ -	Hour
River Hill Contracting	Mobilisation	\$ -	Item
River Hill Contracting	Demobilisation	\$ -	item
River Hill Contracting	<b>Heavy Machinery Float</b>	<b>Rate</b>	<b>Unit</b>
River Hill Contracting	While in use	\$ -	per hour
River Hill Contracting	On standby (no operator)	\$ -	Hour
River Hill Contracting	Labour Rate only	\$ -	Hour
River Hill Contracting	Mobilisation	\$ -	Item
River Hill Contracting	Demobilisation	\$ -	item
River Hill Contracting	<b>Pumping/Water Delivery:</b>	<b>Rate</b>	<b>Unit</b>
River Hill Contracting	While in use	\$ -	per hour
River Hill Contracting	On standby (no operator)	\$ -	Hour
River Hill Contracting	Labour Rate only	\$ -	Hour
River Hill Contracting	Mobilisation	\$ -	Item
River Hill Contracting	Demobilisation	\$ -	item
River Hill Contracting	<b>Other Plant Item: Bobcat 268B5TCAT</b>	<b>Rate</b>	<b>Unit</b>
River Hill Contracting	While in use	\$ 110.00	per hour
River Hill Contracting	On standby (no operator)	\$ 50.00	Hour
River Hill Contracting	Labour Rate only	\$ 60.00	Hour
River Hill Contracting	Mobilisation	\$ 400.00	Item
River Hill Contracting	Demobilisation	\$ 400.00	item
<b>Company:</b>	<b>Grader 140H or similar</b>	<b>Rate</b>	<b>Unit</b>
4M Civil Pty Ltd	While in use	\$ 255.00	per hour
4M Civil Pty Ltd	On standby (no operator)	\$ 129.00	Hour
4M Civil Pty Ltd	Labour Rate only	\$ 88.00	Hour
4M Civil Pty Ltd	Mobilisation	\$ 6,000.00	Item
4M Civil Pty Ltd	Demobilisation	\$ 6,000.00	item
4M Civil Pty Ltd	<b>Frontend Loader 2.5m3 – 3.0m3</b>	<b>Rate</b>	<b>Unit</b>
4M Civil Pty Ltd	While in use	\$ 222.00	per hour
4M Civil Pty Ltd	On standby (no operator)	\$ 118.00	Hour
4M Civil Pty Ltd	Labour Rate only	\$ 88.00	Hour
4M Civil Pty Ltd	Mobilisation	\$ 6,000.00	Item

4M Civil Pty Ltd	Demobilisation	\$ 6,000.00	item
4M Civil Pty Ltd	<b>Dozer D7 or similar</b>	<b>Rate</b>	<b>Unit</b>
4M Civil Pty Ltd	While in use	\$ 321.00	per hour
4M Civil Pty Ltd	On standby (no operator)	\$ 156.00	Hour
4M Civil Pty Ltd	Labour Rate only	\$ 88.00	Hour
4M Civil Pty Ltd	Mobilisation	\$ 6,400.00	Item
4M Civil Pty Ltd	Demobilisation	\$ 6,400.00	item
4M Civil Pty Ltd	<b>Watercart Semi – 25,000litres minimum</b>	<b>Rate</b>	<b>Unit</b>
4M Civil Pty Ltd	While in use	\$ 222.00	per hour
4M Civil Pty Ltd	On standby (no operator)	\$ 112.00	Hour
4M Civil Pty Ltd	Labour Rate only	\$ 88.00	Hour
4M Civil Pty Ltd	Mobilisation	\$ 2,000.00	Item
4M Civil Pty Ltd	Demobilisation	\$ 2,000.00	item
4M Civil Pty Ltd	<b>Watercart truck – 10,000litres minimum</b>	<b>Rate</b>	<b>Unit</b>
4M Civil Pty Ltd	While in use	\$ 207.00	per hour
4M Civil Pty Ltd	On standby (no operator)	\$ 96.00	Hour
4M Civil Pty Ltd	Labour Rate only	\$ 88.00	Hour
4M Civil Pty Ltd	Mobilisation	\$ 2,000.00	Item
4M Civil Pty Ltd	Demobilisation	\$ 2,000.00	item
4M Civil Pty Ltd	<b>6 Wheel End Tipper</b>	<b>Rate</b>	<b>Unit</b>
4M Civil Pty Ltd	While in use	\$ 207.00	per hour
4M Civil Pty Ltd	On standby (no operator)	\$ 96.00	Hour
4M Civil Pty Ltd	Labour Rate only	\$ 88.00	Hour
4M Civil Pty Ltd	Mobilisation	\$ 2,000.00	Item
4M Civil Pty Ltd	Demobilisation	\$ 2,000.00	item
4M Civil Pty Ltd	<b>Dual Smooth Drum/Padfoot Roller – 14tonne minimum</b>	<b>Rate</b>	<b>Unit</b>
4M Civil Pty Ltd	While in use	\$ 178.00	per hour
4M Civil Pty Ltd	On standby (no operator)	\$ 79.00	Hour
4M Civil Pty Ltd	Labour Rate only	\$ 88.00	Hour
4M Civil Pty Ltd	Mobilisation	\$ 2,000.00	Item
4M Civil Pty Ltd	Demobilisation	\$ 2,000.00	item
4M Civil Pty Ltd	<b>Multi-tyre Roller 16tonne minimum</b>	<b>Rate</b>	<b>Unit</b>
4M Civil Pty Ltd	While in use	\$ 178.00	per hour
4M Civil Pty Ltd	On standby (no operator)	\$ 79.00	Hour
4M Civil Pty Ltd	Labour Rate only	\$ 88.00	Hour
4M Civil Pty Ltd	Mobilisation	\$ 2,000.00	Item
4M Civil Pty Ltd	Demobilisation	\$ 2,000.00	item
4M Civil Pty Ltd	<b>Heavy Machinery Float</b>	<b>Rate</b>	<b>Unit</b>
4M Civil Pty Ltd	While in use	\$ 222.00	per hour
4M Civil Pty Ltd	On standby (no operator)	\$ 112.00	Hour
4M Civil Pty Ltd	Labour Rate only	\$ 88.00	Hour
4M Civil Pty Ltd	Mobilisation	\$ 2,000.00	Item
4M Civil Pty Ltd	Demobilisation	\$ 2,000.00	item
4M Civil Pty Ltd	<b>Pumping/Water Delivery:</b>	<b>Rate</b>	<b>Unit</b>
4M Civil Pty Ltd	While in use	\$ 45.00	per hour
4M Civil Pty Ltd	On standby (no operator)	\$ 35.00	Hour
4M Civil Pty Ltd	Labour Rate only	\$ 88.00	Hour
4M Civil Pty Ltd	Mobilisation	\$ 500.00	Item

4M Civil Pty Ltd	Demobilisation	\$ 500.00	item
4M Civil Pty Ltd	<b>Other Plant Item: Double Road Train</b>	<b>Rate</b>	<b>Unit</b>
4M Civil Pty Ltd	While in use	\$ 261.00	per hour
4M Civil Pty Ltd	On standby (no operator)	\$ 140.00	Hour
4M Civil Pty Ltd	Labour Rate only	\$ 88.00	Hour
4M Civil Pty Ltd	Mobilisation	\$ 2,000.00	Item
4M Civil Pty Ltd	Demobilisation	\$ 2,000.00	item
<b>Company:</b>	<b>Grader 140H or similar</b>	<b>Rate</b>	<b>Unit</b>
Radonich Contracting	While in use	\$ -	per hour
Radonich Contracting	On standby (no operator)	\$ -	Hour
Radonich Contracting	Labour Rate only	\$ -	Hour
Radonich Contracting	Mobilisation	\$ -	Item
Radonich Contracting	Demobilisation	\$ -	item
Radonich Contracting	<b>Frontend Loader 2.5m3 – 3.0m3</b>	<b>Rate</b>	<b>Unit</b>
Radonich Contracting	While in use	\$ 210.00	per hour
Radonich Contracting	On standby (no operator)	\$ 99.00	Hour
Radonich Contracting	Labour Rate only	\$ -	Hour
Radonich Contracting	Mobilisation	\$ 1,300.00	Item
Radonich Contracting	Demobilisation	\$ 1,300.00	item
Radonich Contracting	<b>Dozer D7 or similar</b>	<b>Rate</b>	<b>Unit</b>
Radonich Contracting	While in use	\$ -	per hour
Radonich Contracting	On standby (no operator)	\$ -	Hour
Radonich Contracting	Labour Rate only	\$ -	Hour
Radonich Contracting	Mobilisation	\$ -	Item
Radonich Contracting	Demobilisation	\$ -	item
Radonich Contracting	<b>Watercart Semi – 25,000litres minimum</b>	<b>Rate</b>	<b>Unit</b>
Radonich Contracting	While in use	\$ -	per hour
Radonich Contracting	On standby (no operator)	\$ -	Hour
Radonich Contracting	Labour Rate only	\$ -	Hour
Radonich Contracting	Mobilisation	\$ -	Item
Radonich Contracting	Demobilisation	\$ -	item
Radonich Contracting	<b>Watercart truck – 10,000litres minimum (8x4 18,000L)</b>	<b>Rate</b>	<b>Unit</b>
Radonich Contracting	While in use	\$ 198.00	per hour
Radonich Contracting	On standby (no operator)	\$ 99.00	Hour
Radonich Contracting	Labour Rate only	\$ -	Hour
Radonich Contracting	Mobilisation	\$ 1,000.00	Item
Radonich Contracting	Demobilisation	\$ 1,000.00	item
Radonich Contracting	<b>6 Wheel End Tipper (8 Wheel end tipper)</b>	<b>Rate</b>	<b>Unit</b>
Radonich Contracting	While in use	\$ 198.00	per hour
Radonich Contracting	On standby (no operator)	\$ 99.00	Hour
Radonich Contracting	Labour Rate only	\$ -	Hour
Radonich Contracting	Mobilisation	\$ 1,000.00	Item
Radonich Contracting	Demobilisation	\$ 1,000.00	item
Radonich Contracting	<b>Dual Smooth Drum/Padfoot Roller – 14tonne minimum</b>	<b>Rate</b>	<b>Unit</b>
Radonich Contracting	While in use	\$ -	per hour
Radonich Contracting	On standby (no operator)	\$ -	Hour
Radonich Contracting	Labour Rate only	\$ -	Hour
Radonich Contracting	Mobilisation	\$ -	Item
Radonich Contracting	Demobilisation	\$ -	item

Radonich Contracting	<b>Multi-tyre Roller 16tonne minimum</b>	<b>Rate</b>	<b>Unit</b>
Radonich Contracting	While in use	\$ -	per hour
Radonich Contracting	On standby (no operator)	\$ -	Hour
Radonich Contracting	Labour Rate only	\$ -	Hour
Radonich Contracting	Mobilisation	\$ -	Item
Radonich Contracting	Demobilisation	\$ -	item
Radonich Contracting	<b>Heavy Machinery Float</b>	<b>Rate</b>	<b>Unit</b>
Radonich Contracting	While in use	\$ -	per hour
Radonich Contracting	On standby (no operator)	\$ -	Hour
Radonich Contracting	Labour Rate only	\$ -	Hour
Radonich Contracting	Mobilisation	\$ -	Item
Radonich Contracting	Demobilisation	\$ -	item
Radonich Contracting	<b>Pumping/Water Delivery:</b>	<b>Rate</b>	<b>Unit</b>
Radonich Contracting	While in use	\$ -	per hour
Radonich Contracting	On standby (no operator)	\$ -	Hour
Radonich Contracting	Labour Rate only	\$ -	Hour
Radonich Contracting	Mobilisation	\$ -	Item
Radonich Contracting	Demobilisation	\$ -	item
Radonich Contracting	<b>Other Plant Item: Bobcat Dry Hire</b>	<b>Rate</b>	<b>Unit</b>
Radonich Contracting	While in use	\$ 3,000.00	per week
Radonich Contracting	On standby (no operator)	\$ -	Hour
Radonich Contracting	Labour Rate only	\$ -	Hour
Radonich Contracting	Mobilisation	\$ 1,000.00	Item
Radonich Contracting	Demobilisation	\$ 1,000.00	item
<b>Company:</b>	<b>Grader 140H or similar</b>	<b>Rate</b>	<b>Unit</b>
Roadline Holdings P/L	While in use	\$ 210.00	per hour
Roadline Holdings P/L	On standby (no operator)	\$ 85.00	Hour
Roadline Holdings P/L	Labour Rate only	\$ 75.00	Hour
Roadline Holdings P/L	Mobilisation	\$ 3,200.00	Item
Roadline Holdings P/L	Demobilisation	\$ 1,800.00	item
Roadline Holdings P/L	<b>Frontend Loader 2.5m3 – 3.0m3</b>	<b>Rate</b>	<b>Unit</b>
Roadline Holdings P/L	While in use	\$ 175.00	per hour
Roadline Holdings P/L	On standby (no operator)	\$ 65.00	Hour
Roadline Holdings P/L	Labour Rate only	\$ 75.00	Hour
Roadline Holdings P/L	Mobilisation	\$ 3,200.00	Item
Roadline Holdings P/L	Demobilisation	\$ 1,800.00	item
Roadline Holdings P/L	<b>Dozer D7 or similar</b>	<b>Rate</b>	<b>Unit</b>
Roadline Holdings P/L	While in use	\$ 210.00	per hour
Roadline Holdings P/L	On standby (no operator)	\$ 80.00	Hour
Roadline Holdings P/L	Labour Rate only	\$ 75.00	Hour
Roadline Holdings P/L	Mobilisation	\$ 4,200.00	Item
Roadline Holdings P/L	Demobilisation	\$ 2,600.00	item
Roadline Holdings P/L	<b>Watercart Semi – 25,000litres minimum</b>	<b>Rate</b>	<b>Unit</b>
Roadline Holdings P/L	While in use	\$ 170.00	per hour
Roadline Holdings P/L	On standby (no operator)	\$ 70.00	Hour
Roadline Holdings P/L	Labour Rate only	\$ 75.00	Hour
Roadline Holdings P/L	Mobilisation	\$ 1,700.00	Item
Roadline Holdings P/L	Demobilisation	\$ 1,700.00	item



Roadline Holdings P/L	<b>Watercart truck – 10,000litres minimum</b>	<b>Rate</b>	<b>Unit</b>
Roadline Holdings P/L	While in use	\$ 155.00	per hour
Roadline Holdings P/L	On standby (no operator)	\$ 45.00	Hour
Roadline Holdings P/L	Labour Rate only	\$ 75.00	Hour
Roadline Holdings P/L	Mobilisation	\$ 1,550.00	Item
Roadline Holdings P/L	Demobilisation	\$ 1,550.00	item
Roadline Holdings P/L	<b>6 Wheel End Tipper</b>	<b>Rate</b>	<b>Unit</b>
Roadline Holdings P/L	While in use	\$ 155.00	per hour
Roadline Holdings P/L	On standby (no operator)	\$ 45.00	Hour
Roadline Holdings P/L	Labour Rate only	\$ 75.00	Hour
Roadline Holdings P/L	Mobilisation	\$ 1,550.00	Item
Roadline Holdings P/L	Demobilisation	\$ 1,550.00	item
Roadline Holdings P/L	<b>Dual Smooth Drum/Padfoot Roller – 14tonne minimum</b>	<b>Rate</b>	<b>Unit</b>
Roadline Holdings P/L	While in use	\$ 155.00	per hour
Roadline Holdings P/L	On standby (no operator)	\$ 35.00	Hour
Roadline Holdings P/L	Labour Rate only	\$ 75.00	Hour
Roadline Holdings P/L	Mobilisation	\$ 1,000.00	Item
Roadline Holdings P/L	Demobilisation	\$ 1,000.00	item
Roadline Holdings P/L	<b>Multi-tyre Roller 16tonne minimum</b>	<b>Rate</b>	<b>Unit</b>
Roadline Holdings P/L	While in use	\$ 155.00	per hour
Roadline Holdings P/L	On standby (no operator)	\$ 35.00	Hour
Roadline Holdings P/L	Labour Rate only	\$ 75.00	Hour
Roadline Holdings P/L	Mobilisation	\$ 1,500.00	Item
Roadline Holdings P/L	Demobilisation	\$ 1,500.00	item
Roadline Holdings P/L	<b>Heavy Machinery Float</b>	<b>Rate</b>	<b>Unit</b>
Roadline Holdings P/L	While in use	\$ 240.00	per hour
Roadline Holdings P/L	On standby (no operator)	\$ 75.00	Hour
Roadline Holdings P/L	Labour Rate only	\$ 80.00	Hour
Roadline Holdings P/L	Mobilisation	\$ 1,500.00	Item
Roadline Holdings P/L	Demobilisation	\$ 1,500.00	item
Roadline Holdings P/L	<b>Pumping/Water Delivery:</b>	<b>Rate</b>	<b>Unit</b>
Roadline Holdings P/L	While in use	\$ 35.00	per hour
Roadline Holdings P/L	On standby (no operator)	\$ 20.00	Hour
Roadline Holdings P/L	Labour Rate only	\$ -	Hour
Roadline Holdings P/L	Mobilisation	\$ 1,500.00	Item
Roadline Holdings P/L	Demobilisation	\$ 1,500.00	item
Roadline Holdings P/L	<b>Other Plant Item: RM500 Stabiliser</b>	<b>Rate</b>	<b>Unit</b>
Roadline Holdings P/L	While in use	\$ 450.00	per hour
Roadline Holdings P/L	On standby (no operator)	\$ 150.00	Hour
Roadline Holdings P/L	Labour Rate only	\$ 75.00	Hour
Roadline Holdings P/L	Mobilisation	\$ 4,200.00	Item
Roadline Holdings P/L	Demobilisation	\$ 2,600.00	item

SIGNATURE OF PERSONS OPENING TENDERS (true and accurate record):

\_\_\_\_\_

\_\_\_\_\_

\_\_\_\_\_

*Ms Sinclair left the meeting at 11:12 am.*

*The meeting was adjourned at 11:12am for a short break.*

*The meeting was reconvened at 11:20 am and all those previously in attendance were present.*

## **10.0 REPORTS OF OFFICERS**

### **10.2 DEPUTY CHIEF EXECUTIVE OFFICER**

#### **10.2(A) MONTHLY FINANCIAL STATEMENTS**

**SUBMISSION TO:** Meeting of Council  
Meeting Date: 19th August, 2014

**AGENDA REFERENCE:** 10.2 (A) AUG 14

**SUBJECT:** Monthly Financial Statements

**LOCATION / ADDRESS:** Leonora

**NAME OF APPLICANT:** Shire of Leonora

**FILE REFERENCE:** Nil

#### **AUTHOR, DISCLOSURE OF ANY INTEREST AND DATE OF REPORT**

**NAME:** Tanya Browning

**OFFICER:** Deputy Chief Executive Officer

**INTEREST DISCLOSURE:** Nil

**DATE:** 12<sup>th</sup> August, 2014

#### **BACKGROUND**

In complying with the Local Government Financial Management Regulations 1996, a monthly statement of financial activity must be submitted to an Ordinary Council meeting within 2 months after the end of the month to which the statement relates. The statement of financial activity is a complex document but gives a complete overview of the “cash” financial position as at the end of each month. The statement of financial activity for each month must be adopted by Council and form part of the minutes.

It is understood that parts of the statement of financial activity have been submitted to Ordinary Council meetings previously. In reviewing the Regulations the complete statement of financial activity is to be submitted, along with the following reports that are not included in the statement.

Monthly Financial Statements submitted for adoption include:

- (a) Statement of Financial Activity – 31st July, 2014
- (b) Compilation Report
- (c) Material Variances – 31st July, 2014

#### **STATUTORY ENVIRONMENT**

##### ***Part 4 — Financial reports— s. 6.4***

34. *Financial activity statement report – s. 6.4*

(1A) *In this regulation —*

***committed assets*** means revenue unspent but set aside under the annual budget for a specific purpose.

34. (1) *A local government is to prepare each month a statement of financial activity reporting on the revenue and expenditure, as set out in the annual budget under regulation 22(1)(d), for that month in the following detail —*

- (a) *annual budget estimates, taking into account any expenditure incurred for an additional purpose under section 6.8(1)(b) or (c);*
  - (b) *budget estimates to the end of the month to which the statement relates;*
  - (c) *actual amounts of expenditure, revenue and income to the end of the month to which the statement relates;*
  - (d) *material variances between the comparable amounts referred to in paragraphs (b) and (c); and*
  - (e) *the net current assets at the end of the month to which the statement relates.*
34. (2) *Each statement of financial activity is to be accompanied by documents containing —*
- (a) *an explanation of the composition of the net current assets of the month to which the statement relates, less committed assets and restricted assets;*
  - (b) *an explanation of each of the material variances referred to in subregulation (1)(d); and*
  - (c) *such other supporting information as is considered relevant by the local government.*
34. (3) *The information in a statement of financial activity may be shown —*
- (a) *according to nature and type classification; or*
  - (b) *by program; or*
  - (c) *by business unit.*
34. (4) *A statement of financial activity, and the accompanying documents referred to in subregulation (2), are to be —*
- (a) *presented at an ordinary meeting of the council within 2 months after the end of the month to which the statement relates; and*
  - (b) *recorded in the minutes of the meeting at which it is presented.*
34. (5) *Each financial year, a local government is to adopt a percentage or value, calculated in accordance with the AAS, to be used in statements of financial activity for reporting material variances.*

#### **POLICY IMPLICATIONS**

There are no policy implications resulting from the recommendation of this report.

#### **FINANCIAL IMPLICATIONS**

There are no financial implications resulting from the recommendation of this report.

#### **STRATEGIC IMPLICATIONS**

There are no strategic implications resulting from the recommendation of this report

#### **RECOMMENDATIONS**

That the Monthly Financial Statements for the month ended 31st July, 2014 consisting of:

- (a) Statement of Financial Activity – 31st July, 2014
- (b) Compilation Report
- (c) Material Variances – 31st July, 2014 be

accepted.

#### **VOTING REQUIREMENT**

Simple Majority

**COUNCIL DECISION**

**Moved Cr MWV Taylor, Seconded Cr AE Taylor** that the Monthly Financial Statements for the month ended 31st July, 2014 consisting of:

- (a) Statement of Financial Activity – 31st July, 2014
- (b) Compilation Report
- (c) Material Variances – 31st July, 2014

be accepted.

**CARRIED (6 VOTES TO 0)**

**Shire of Leonora**  
**MONTHLY FINANCIAL REPORT**  
**For the Period Ended 31 July 2014**

LOCAL GOVERNMENT ACT 1995  
LOCAL GOVERNMENT (FINANCIAL MANAGEMENT) REGULATIONS 1996

**TABLE OF CONTENTS**

Statement of Financial Activity	
Note 1	Significant Accounting Policies
Note 2	Graphical Representation
Note 3	Net Current Funding Position
Note 4	Cash and Investments
Note 5	Budget Amendments
Note 6	Receivables
Note 7	Cash Backed Reserves
Note 8	Capital Disposals and Acquisitions
Note 9	Rating Information
Note 10	Information on Borrowings
Note 11	Grants and Contributions
Note 12	Trust
Note 13	Major Variances

**Shire of Leonora**  
**STATEMENT OF FINANCIAL ACTIVITY**  
**(Statutory Reporting Program)**  
**For the Period Ended 31 July 2014**

Note	Adopted Annual Budget	YTD Budget (a)	YTD Actual (b)	Var. \$ (b)-(a)	Var. % (b)-(a)/(b)	Var.
<b>Operating Revenues</b>						
	\$	\$	\$	\$	%	
Governance	3,027	255	146	(109)	(74.66%)	
General Purpose Funding	1,243,972	3,205	1,895	(1,310)	(69.13%)	
Law, Order and Public Safety	13,636	409	0	(409)	(100.00%)	
Health	73,335	6,103	4,076	(2,027)	(49.73%)	
Education and Welfare	191,602	15,954	24,765	8,811	35.58%	
Housing	48,748	4,022	1,820	(2,202)	(120.99%)	
Community Amenities	206,435	5,238	149,665	144,427	96.50%	▲
Recreation and Culture	197,900	16,598	34,692	18,094	52.16%	▲
Transport	2,274,958	297,565	132,236	(165,329)	(125.03%)	▼
Economic Services	544,707	45,406	38,184	(7,222)	(18.91%)	
Other Property and Services	129,427	10,781	2,652	(8,129)	(306.52%)	
<b>Total (Ex. Rates)</b>	<b>4,927,747</b>	<b>405,536</b>	<b>390,131</b>	<b>(15,405)</b>		
<b>Operating Expense</b>						
Governance	(518,232)	(46,019)	(49,979)	(3,960)	(7.92%)	
General Purpose Funding	(400,166)	(45,438)	(40,617)	4,821	11.87%	
Law, Order and Public Safety	(122,052)	(10,468)	(5,377)	5,091	94.68%	
Health	(702,741)	(74,652)	(43,950)	30,702	69.86%	▼
Education and Welfare	(578,231)	(63,002)	(49,862)	13,140	26.35%	
Housing	0	(10,670)	0	10,670	100.00%	
Community Amenities	(242,032)	(22,593)	(18,520)	4,073	21.99%	
Recreation and Culture	(1,304,981)	(149,860)	(114,933)	34,927	30.39%	▼
Transport	(5,909,199)	(702,261)	(305,222)	397,039	130.08%	▼
Economic Services	(1,622,261)	(157,743)	(124,252)	33,491	26.95%	▼
Other Property and Services	(113,630)	(186,616)	(66,396)	120,220	181.07%	▼
<b>Total</b>	<b>(11,513,525)</b>	<b>(1,469,322)</b>	<b>(819,108)</b>	<b>650,214</b>		
<b>Funding Balance Adjustment</b>						
Add back Depreciation	2,097,158	174,765	141,187	(33,578)	(23.78%)	▼
Adjust (Profit)/Loss on Asset Disposal	254,655	254,655	0	(254,655)	(100.00%)	▼
Adjust Provisions and Accruals	0	0	0	0		
<b>Net Operating (Ex. Rates)</b>	<b>(4,233,965)</b>	<b>(634,366)</b>	<b>(287,790)</b>	<b>346,576</b>		
<b>Capital Revenues</b>						
Grants, Subsidies and Contributions	2,954,255	246,198	360,000	113,802	(31.61%)	
Proceeds from Disposal of Assets	397,000	397,000	0	(397,000)	(100.00%)	▼
Transfer from Reserves	82,260	0	0	0		
<b>Total</b>	<b>3,433,515</b>	<b>643,198</b>	<b>360,000</b>	<b>(283,198)</b>		
<b>Capital Expenses</b>						
Land and Buildings	(8,077,151)	(673,096)	(425)	672,671	158275.51%	▼
Plant and Equipment	(1,072,000)	(89,333)	0	89,333	100.00%	▼
Furniture and Equipment	0	0	0	0		
Infrastructure Assets - Roads	(690,243)	(57,520)	(4,290)	53,230	1240.80%	▼
Infrastructure Assets - Other	(396,685)	(33,057)	(11,798)	21,259	180.19%	▼
Transfer to Reserves	(301,781)	0	(1,458)	(1,458)	(100.00%)	
<b>Total</b>	<b>(10,537,860)</b>	<b>(853,007)</b>	<b>(17,971)</b>	<b>835,036</b>		
<b>Net Capital</b>	<b>(7,104,345)</b>	<b>(209,809)</b>	<b>342,029</b>	<b>551,838</b>		
<b>Total Net Operating + Capital</b>						
	<b>(11,338,310)</b>	<b>(844,175)</b>	<b>54,239</b>	<b>898,414</b>		
Opening Funding Surplus(Deficit)	6,230,757	6,230,757	6,236,524	5,767	0.09%	
Rate Revenue	5,107,553	0	5,189,405	5,189,405	100.00%	▲
<b>Closing Funding Surplus(Deficit)</b>	<b>0</b>	<b>5,386,582</b>	<b>11,480,168</b>	<b>6,093,586</b>		

Indicates a variance between Year to Date (YTD) Budget and YTD Actual data as per the adopted materiality threshold. ▲ ▼

**Shire of Leonora**  
**NOTES TO THE STATEMENT OF FINANCIAL ACTIVITY**  
**For the Period Ended 31 July 2014**

**1. SIGNIFICANT ACCOUNTING POLICIES**

The significant accounting policies which have been adopted in the preparation of this statement of financial activity are:

**(a) Basis of Accounting**

This statement is a special purpose financial report, prepared in accordance with applicable Australian Accounting Standards, other mandatory professional reporting requirements and the Local Government Act 1995 (as amended) and accompanying regulations (as amended).

**(b) The Local Government Reporting Entity**

All Funds through which the Council controls resources to carry on its functions have been included in this statement.

In the process of reporting on the local government as a single unit, all transactions and balances between those funds (for example, loans and transfers between Funds) have been eliminated.

All monies held in the Trust Fund are excluded from the statement, but a separate statement of those monies appears at Note 12.

**(c) Rounding Off Figures**

All figures shown in this statement are rounded to the nearest dollar.

**(d) Rates, Grants, Donations and Other Contributions**

Rates, grants, donations and other contributions are recognised as revenues when the local government obtains control over the assets comprising the contributions. Control over assets acquired from rates is obtained at the commencement of the rating period or, where earlier, upon receipt of the rates.

**(e) Goods and Services Tax**

In accordance with recommended practice, revenues, expenses and assets capitalised are stated net of any GST recoverable. Receivables and payables are stated inclusive of applicable GST.

**(f) Cash and Cash Equivalents**

Cash and cash equivalents comprise cash at bank and in hand and short-term deposits that are readily convertible to known amounts of cash and which are subject to an insignificant risk of changes in value.

For the purposes of the Cash Flow Statement, cash and cash equivalents consist of cash and cash equivalents as defined above, net of outstanding bank overdrafts. Bank overdrafts are included as short-term borrowings in current liabilities.

**(g) Trade and Other Receivables**

Trade receivables, which generally have 30 - 90 day terms, are recognised initially at fair value and subsequently measured at amortised cost using the effective interest rate method, less any allowance for uncollectible amounts.

Collectability of trade receivables is reviewed on an ongoing basis. Debts that are known to be uncollectible are written off when identified. An allowance for doubtful debts is raised when there is objective evidence that they will not be collectible.

**Shire of Leonora**  
**NOTES TO THE STATEMENT OF FINANCIAL ACTIVITY**  
**For the Period Ended 31 July 2014**

**1. SIGNIFICANT ACCOUNTING POLICIES (Continued)**

**(h) Inventories**

**General**

Inventories are valued at the lower of cost and net realisable value. Net realisable value is the estimated selling price in the ordinary course of business less the estimated costs of completion and the estimated Closing Funding Surplus(Deficit)

Inventories held from trading are classified as current even if not expected to be realised in the next 12 months.

**Land Held for Resale**

Land purchased for development and/or resale is valued at the lower of the cost and net realisable value. Cost includes the cost of acquisition, development and interest incurred on the financing of that land during its development. Interest and holding charges incurred after development is complete are recognised as expenses.

Revenue arising from the sale of property is recognised in the operating statement as at the time of signing a binding contract of sale.

Land held for resale is classified as current except where it is held as non-current based on Council's intentions to release for sale.

**(i) Fixed Assets**

All assets are initially recognised at cost. Cost is determined as the fair value of the assets given as consideration plus costs incidental to the acquisition. For assets acquired at no cost or for nominal consideration, cost is determined as fair value at the date of acquisition. The cost of non-current assets constructed by the local government includes the cost of all materials used in the construction, direct labour on the project and an appropriate proportion of variable and fixed overhead.

Certain asset classes may be revalued on a regular basis such that the carrying values are not materially different from fair value. Assets carried at fair value are to be revalued with sufficient regularity to ensure the carrying amount does not differ materially from that determined using fair value at reporting date.

**(j) Depreciation of Non-Current Assets**

All non-current assets having a limited useful life are systematically depreciated over their useful lives in a manner which reflects the consumption of the future economic benefits embodied in those assets.

Depreciation is recognised on a straight-line basis, using rates which are reviewed each reporting period. Major depreciation rates and periods are:

Buildings	30 to 50 years
Furniture and Equipment	2 to 15 years
Plant and Equipment	5 to 15 years
Roads - Aggregate	25 years
Roads - Unsealed - Gravel	35 years
Drains and Sewers	75 years
Airfield - Runways	12 years



**Shire of Leonora**  
**NOTES TO THE STATEMENT OF FINANCIAL ACTIVITY**  
**For the Period Ended 31 July 2014**

**1. SIGNIFICANT ACCOUNTING POLICIES (Continued)**

**(k) Trade and Other Payables**

Trade and other payables are carried at amortised cost. They represent liabilities for goods and services provided to the local government prior to the end of the financial year that are unpaid and arise when the Shire becomes obliged to make future payments in respect of the purchase of these goods and services. The amounts are unsecured and are usually paid within 30 days of recognition.

**(l) Employee Benefits**

The provisions for employee benefits relates to amounts expected to be paid for long service leave, annual leave, wages and salaries and are calculated as follows:

**(i) Wages, Salaries, Annual Leave and Long Service Leave (Short-term Benefits)**

The provision for employees' benefits to wages, salaries, annual leave and long service leave expected to be settled within 12 months represents the amount the Shire has a present obligation to pay resulting from employees services provided to balance date. The provision has been calculated at nominal amounts based on remuneration rates the Shire expects to pay and includes related on-costs.

**(ii) Annual Leave and Long Service Leave (Long-term Benefits)**

The liability for long service leave is recognised in the provision for employee benefits and measured as the present value of expected future payments to be made in respect of services provided by employees up to the reporting date using the project unit credit method. Consideration is given to expected future wage and salary levels, experience of employee departures and periods of service. Expected future payments are discounted using market yields at the reporting date on national government bonds with terms to maturity and currency that match as closely as possible, the estimated future cash outflows. Where the Shire does not have the unconditional right to defer settlement beyond 12 months, the liability is recognised as a current liability.

**(m) Interest-bearing Loans and Borrowings**

All loans and borrowings are initially recognised at the fair value of the consideration received less directly attributable transaction costs.

After initial recognition, interest-bearing loans and borrowings are subsequently measured at amortised cost using the effective interest method. Fees paid on the establishment of loan facilities that are yield related are included as part of the carrying amount of the loans and borrowings.

Borrowings are classified as current liabilities unless the Council has an unconditional right to defer settlement of the liability for at least 12 months after the balance sheet date.

***Borrowing Costs***

Borrowing costs are recognised as an expense when incurred except where they are directly attributable to the acquisition, construction or production of a qualifying asset. Where this is the case, they are capitalised as part of the cost of the particular asset.

**(n) Provisions**

Provisions are recognised when: The council has a present legal or constructive obligation as a result of past events; it is more likely than not that an outflow of resources will be required to settle the obligation; and the amount has been reliably estimated. Provisions are not recognised for future operating losses.

Where there are a number of similar obligations, the likelihood that an outflow will be required in settlement is determined by considering the class of obligations as a whole. A provision is recognised even if the likelihood of an outflow with respect to any one of item included in the same class of obligations may be small.

**Shire of Leonora**  
**NOTES TO THE STATEMENT OF FINANCIAL ACTIVITY**  
**For the Period Ended 31 July 2014**

**1. SIGNIFICANT ACCOUNTING POLICIES (Continued)**

**(o) Current and Non-Current Classification**

In the determination of whether an asset or liability is current or non-current, consideration is given to the time when each asset or liability is expected to be settled. The asset or liability is classified as current if it is expected to be settled within the next 12 months, being the Council's operational cycle. In the case of liabilities where Council does not have the unconditional right to defer settlement beyond 12 months, such as vested long service leave, the liability is classified as current even if not expected to be settled within the next 12 months. Inventories held for trading are classified as current even if not expected to be realised in the next 12 months except for land held for resale where it is held as non current based on Council's intentions to release for sale.

**(p) Nature or Type Classifications**

**Rates**

All rates levied under the Local Government Act 1995. Includes general, differential, specific area rates, minimum rates, interim rates, back rates, ex-gratia rates, less discounts offered. Exclude administration fees, interest on instalments, interest on arrears, service charges and sewerage rates.

**Operating Grants, Subsidies and Contributions**

Refer to all amounts received as grants, subsidies and contributions that are not non-operating grants.

**Non-Operating Grants, Subsidies and Contributions**

Amounts received specifically for the acquisition, construction of new or the upgrading of non-current assets paid to a local government, irrespective of whether these amounts are received as capital grants, subsidies, contributions or donations.

**Profit on Asset Disposal**

Profit on the disposal of assets including gains on the disposal of long term investments. Losses are disclosed under the expenditure classifications.

**Fees and Charges**

Revenues (other than service charges) from the use of facilities and charges made for local government services, sewerage rates, rentals, hire charges, fee for service, photocopying charges, licences, sale of goods or information, fines, penalties and administration fees. Local governments may wish to disclose more detail such as rubbish collection fees, rental of property, fines and penalties, other fees and charges.

**Service Charges**

Service charges imposed under Division 6 of Part 6 of the Local Government Act 1995. Regulation 54 of the Local Government (Financial Management) Regulations 1996 identifies the These are television and radio broadcasting, underground electricity and neighbourhood surveillance services. Exclude rubbish removal charges. Interest and other items of a similar nature received from bank and investment accounts, interest on rate instalments, interest on rate arrears and interest on debtors.

**Interest Earnings**

Interest and other items of a similar nature received from bank and investment accounts, interest on rate instalments, interest on rate arrears and interest on debtors.

**Other Revenue / Income**

Other revenue, which can not be classified under the above headings, includes dividends, discounts, rebates etc.

**Employee Costs**

All costs associate with the employment of person such as salaries, wages, allowances, benefits such as vehicle and housing, superannuation, employment expenses, removal expenses, relocation expenses, worker's compensation insurance, training costs, conferences, safety expenses, medical examinations, fringe benefit tax, etc.

**Shire of Leonora**  
**NOTES TO THE STATEMENT OF FINANCIAL ACTIVITY**  
**For the Period Ended 31 July 2014**

**1. SIGNIFICANT ACCOUNTING POLICIES (Continued)**

**(q) Nature or Type Classifications (Continued)**

**Materials and Contracts**

All expenditures on materials, supplies and contracts not classified under other headings. These include supply of goods and materials, legal expenses, consultancy, maintenance agreements, communication expenses, advertising expenses, membership, periodicals, publications, hire expenses, rental, leases, postage and freight etc. Local governments may wish to disclose more detail such as contract services, consultancy, information technology, rental or lease expenditures.

**Utilities (Gas, Electricity, Water, etc.)**

Expenditures made to the respective agencies for the provision of power, gas or water. Exclude expenditures incurred for the reinstatement of roadwork on behalf of these agencies.

**Insurance**

All insurance other than worker's compensation and health benefit insurance included as a cost of employment.

**Loss on asset disposal**

Loss on the disposal of fixed assets.

**Depreciation on non-current assets**

Depreciation expense raised on all classes of assets.

**Interest expenses**

Interest and other costs of finance paid, including costs of finance for loan debentures, overdraft accommodation and refinancing expenses.

**Other expenditure**

Statutory fees, taxes, provision for bad debts, member's fees or levies including WA Fire Brigade Levy and State taxes. Donations and subsidies made to community groups.

**(r) Statement of Objectives**

In order to discharge its responsibilities to the community, the Council has developed a set of operational and financial objectives. These objectives have been established both on an overall basis and for each of its broad activities/programs.

Council operations as disclosed in this statement encompass the following service orientated activities/programs:

**Shire of Leonora**  
**NOTES TO THE STATEMENT OF FINANCIAL ACTIVITY**  
**For the Period Ended 31 July 2014**

**1. SIGNIFICANT ACCOUNTING POLICIES (Continued)**

**GOVERNANCE**

Includes costs and revenues associated with the President and Councillors in the exercise of their obligations as a governing body. Items of expenditure include conference, travel, meeting attendance fees, presidential allowance, receptions, donations, subscriptions and phone rentals. Costs of advertising and conducting elections are also included. Revenues include election nomination fees and reimbursements by members for private expenses.

An administration cost is also allocated which enables staff to process Council Meeting procedures, implement all government decisions and conduct Council meetings. Cost of conducting audit of Council books of accounts and procedures is also include under this heading.

**GENERAL PURPOSE FUNDING**

*1 Rates*

- (a) GRV (gross rental value) refers to property rates for Leonora, Gwalia, Leinster and Agnew town sites and operational mines and associated infrastructure.
- (b) UV (unimproved value) refers to mining properties and tenements (other than mines and other associated infrastructure) and includes prospecting licences, exploration licences and mining leases. It also refers to broad acre rural pastoral properties.
- (c) Additional rates and rates written back refer mainly to mining rates where tenements are granted or surrendered following the adoption of the budget.
- (d) Administration charge refers to the charge levied on ratepayers electing to make payment of rates on the offered instalment plan and is based on the actual cost involved in administering this process
- (e) Administration costs allocated are the costs of maintaining records, levying and collecting all rates.

*2 Grants*

- (a) Grants Commission - a general purpose grant allocated annually by the Federal Government to all local governments. The amount is determined by various formulae devised by the Grants Commission, with a significant component being based on population.
- (b) Roads Grant - An untied road grant allocated by the Federal Government and again distributed by the Grants Commission utilising a pre-determined formula.
- (c) Administration costs allocated to grants refers to the costs associated in collection of Federal Government grants including provision and updating of data used in grants commission formula.

*3 Interest from Investments*

Includes interest received on surplus funds invested throughout the year from both operating and reserve accounts.

**Shire of Leonora**  
**NOTES TO THE STATEMENT OF FINANCIAL ACTIVITY**  
**For the Period Ended 31 July 2014**

**1. SIGNIFICANT ACCOUNTING POLICIES (Continued)**

**(r) STATEMENT OF OBJECTIVE (Continued)**

**LAW, ORDER, PUBLIC SAFETY**

Costs and revenues associated with animal control within the Shire and also includes fire insurance, dog control and registration.

**HEALTH**

Costs and revenues associated with compliance with the Health Act including inspections and approvals, food quality control, mosquito control, septic tank inspection/control, food hygiene inspection/control, contribution to doctors expenses, Royal Flying Doctor donation and notification of disease.

**EDUCATION AND WELFARE**

Provision of support for education and aged and disabled facilities within the district for the betterment of the residents.

**HOUSING**

Costs of maintaining Council owned accommodation units and collection of rentals paid by staff for use of those buildings. Costs that can be accurately attributed to other programs are allocated. Revenue associated with a State Government owned house by way of loan repayments to Council are also included.

Accommodation units include 3 houses, 2 duplexes and a single persons quarters.

**COMMUNITY AMENITIES**

Costs of collection and disposal of domestic and commercial refuse for town site of Leonora and Gwalia and maintenance of the landfill refuse site. Revenue collection by way of an annual fee for this service which is included on rate assessment notices.

Costs associated with review and administration of Council's Town Planning Scheme.

Provision of Christmas decorations in Leonora Town site.

Operation of the Leonora Cemetery.

**RECREATION AND CULTURE**

Provision and maintenance of Council owned parks, gardens and grassed oval/recreation ground at Leonora and a contribution to similar facilities within Leinster town site.

Costs of operation and maintenance of a purpose built recreation centre which includes indoor basketball court, two squash courts, kitchen, gymnasium and associated facilities and revenues collected from the public for use of these facilities.

Costs of maintenance of Council owned and provided television and radio re-transmission service which includes GWN, WIN and SBS television and WAFM and ABC fine music radio.

Costs and revenues associated with the operation and maintenance of library facilities at Leonora in conjunction with the Library Board of Western Australia.

**Shire of Leonora**  
**NOTES TO THE STATEMENT OF FINANCIAL ACTIVITY**  
**For the Period Ended 31 July 2014**

**1. SIGNIFICANT ACCOUNTING POLICIES (Continued)**

**(r) STATEMENT OF OBJECTIVE (Continued)**

**TRANSPORT**

Maintenance and improvements of 1,300 kilometres of Council controlled unsealed roads, town site footpaths and streets, drainage control, street cleaning and provision and maintenance of street trees. Costs of providing electricity for steel lights in the Leonora/Gwalia town sites and maintenance of Council's works depot and associated infrastructure.

Operation, maintenance and management of Leonora Aerodrome including runways, runway lighting, tarmac and terminal building and gardens. Purchase of aviation fuel for resale to aircraft operators.

Revenues by way of landing fees and Head Tax charges charged to all aircraft with the exception of the Royal Flying Doctors Service, lease/renting of building to all users of facilities and charges for fuel supplied to aircraft.

**ECONOMIC SERVICES**

Costs associated with tourism promotion throughout the Shire including employment of a Curator/Promotion Officer at the Gwalia Museum and historic precinct.

Contribution to employment of a Goldfields/Esperance Development Officer operating from Shire Offices - Leonora.

Costs and revenues associated with building control under building regulations, including inspections and issuing building permits.

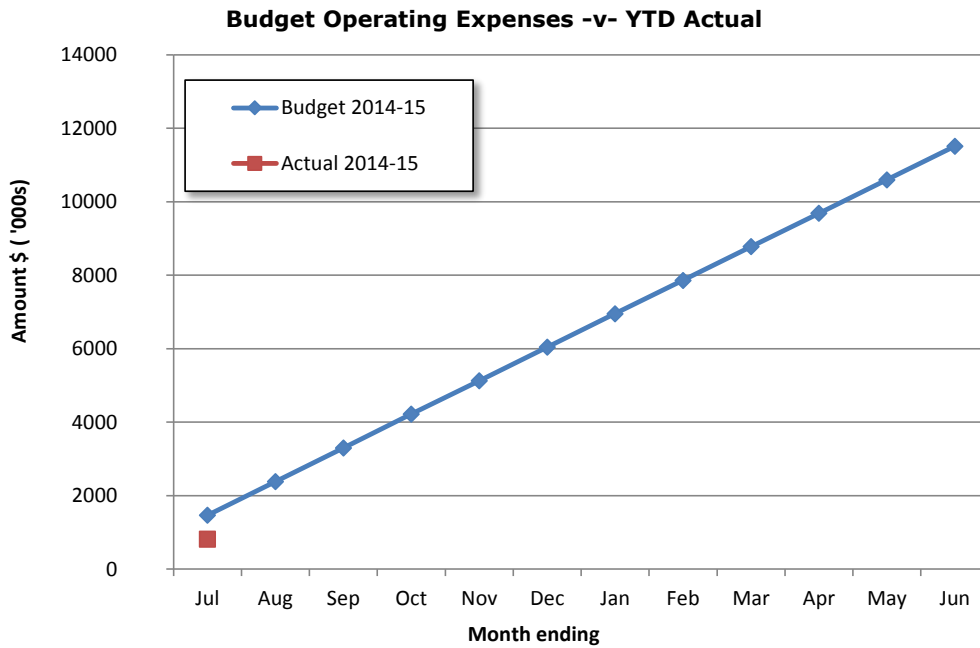
**OTHER PROPERTY & SERVICES**

Costs and revenues for private hire of Council machinery and operators for completion of private works for ratepayers and others.

Costing allocation pools including administration, overheads, plant operation costs and salaries and wages which are all individually detailed and then allocated throughout all previously mentioned operating activities, works and services.

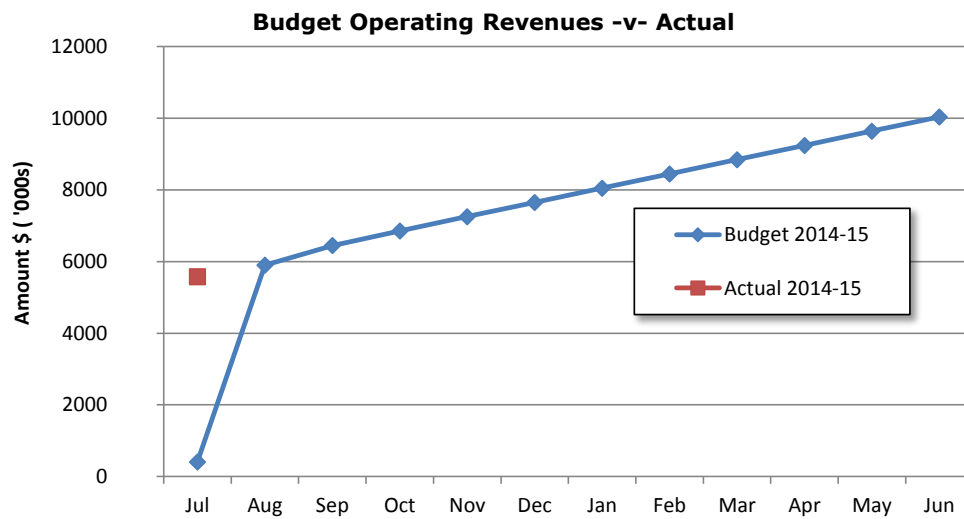
**Shire of Leonora**  
**NOTES TO THE STATEMENT OF FINANCIAL ACTIVITY**  
**For the Period Ended 31 July 2014**

**Note 2 - Graphical Representation - Source Statement of Financial Activity**



**Comments/Notes - Operating Expenses**

No significant activity to report (early in reporting period, no significant activity yet)

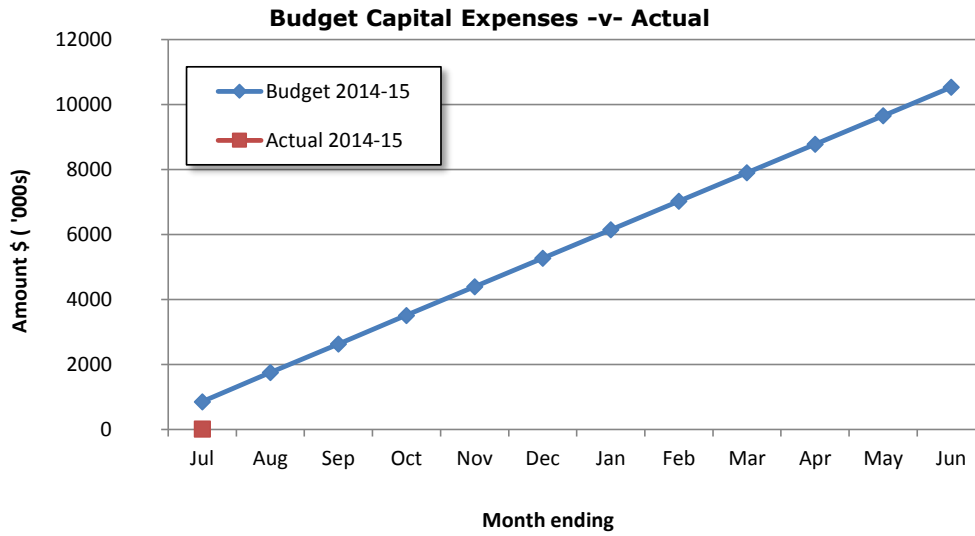


**Comments/Notes - Operating Revenues**

No significant activity to report (early in reporting period, only significant activity is rates)

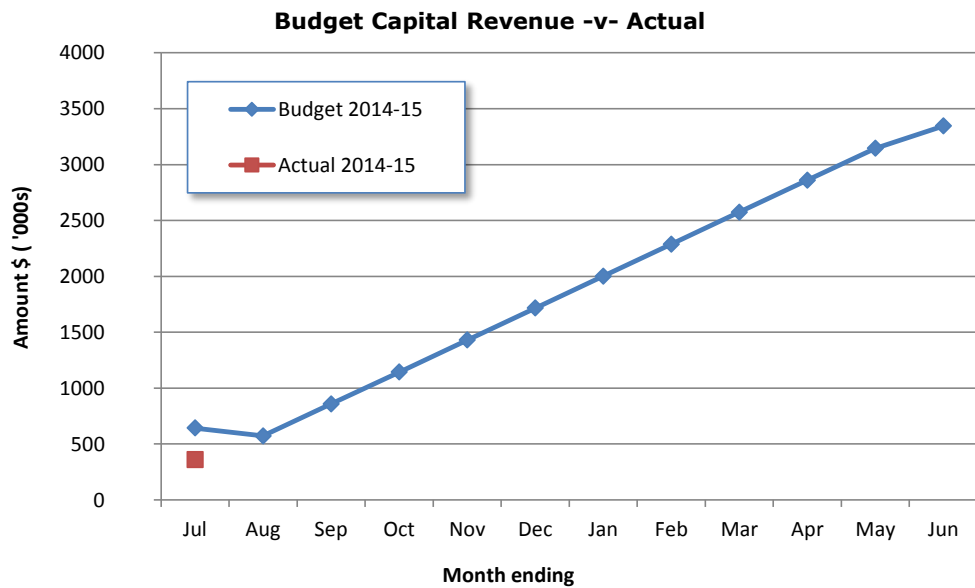
**Shire of Leonora**  
**NOTES TO THE STATEMENT OF FINANCIAL ACTIVITY**  
**For the Period Ended 31 July 2014**

**Note 2 - Graphical Representation - Source Statement of Financial Activity**



**Comments/Notes - Capital Expenses**

No significant activity to report (early in reporting period, no significant activity yet)



**Comments/Notes - Capital Revenues**

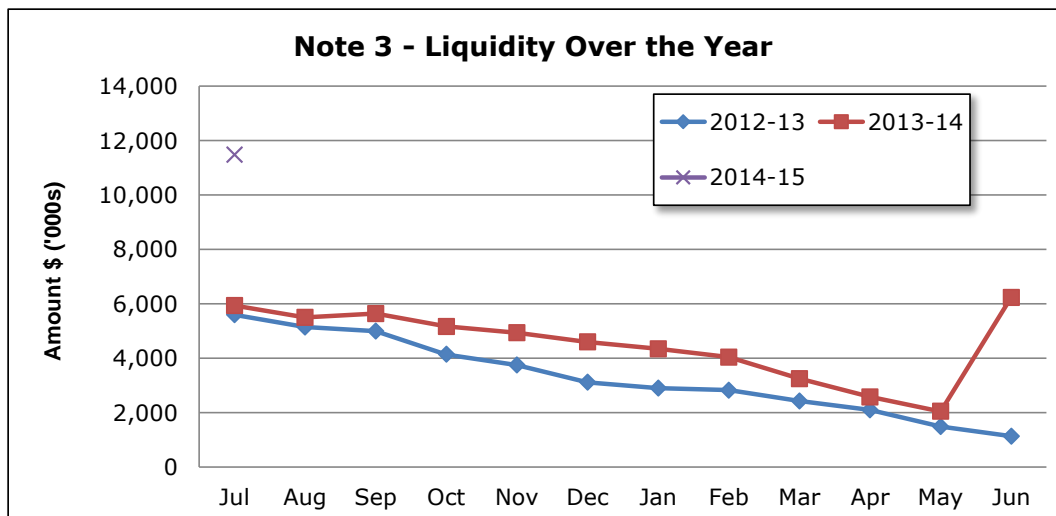
No significant activity to report (early in reporting period, no significant activity yet)



**Shire of Leonora**  
**NOTES TO THE STATEMENT OF FINANCIAL ACTIVITY**  
**For the Period Ended 31 July 2014**

**Note 3: NET CURRENT FUNDING POSTION**

		Positive=Surplus (Negative=Deficit)		
		2014-15		
Note		YTD 31 July 2014	30th June 2014	YTD 31 July 2013
		\$	\$	\$
<b>Current Assets</b>				
4	Cash Unrestricted	1,078,800	1,521,007	1,195,818
4	Cash Restricted	5,349,564	5,348,106	470,467
6	Receivables - Rates	5,578,239	162,802	58,144
6	Receivables -Other	742,379	368,298	222,813
	Inventories	76,908	95,249	48,918
		<b>12,825,890</b>	<b>7,495,462</b>	<b>1,996,160</b>
<b>Less: Current Liabilities</b>				
	Payables	(614,407)	(529,081)	(390,709)
	Provisions	(324,167)	(324,167)	(295,761)
		<b>(938,574)</b>	<b>(853,248)</b>	<b>(686,470)</b>
	Less: Cash Reserves	(731,315)	(729,857)	(470,467)
	Add: Cash Backed Provisions	324,167	324,167	295,761
	<b>Net Current Funding Position</b>	<b>11,480,168</b>	<b>6,236,524</b>	<b>1,134,984</b>



**Comments - Net Current Funding Position**

The large increase in surplus at 30 June 2014 relates to revenue from the Royalties for Regions grant of \$4,618,249 currently held in an Overnight Cash Deposit Facility with the WA Treasury Corp.

**Shire of Leonora**  
**NOTES TO THE STATEMENT OF FINANCIAL ACTIVITY**  
**For the Period Ended 31 July 2014**

**Note 4: CASH AND INVESTMENTS**

	Interest Rate	Unrestricted \$	Restricted \$	Trust \$	Total Amount \$	Institution	Maturity Date
<b>(a) Cash Deposits</b>							
Municipal Account	Variable	1,077,530			1,077,530	NAB	Cheque Acc.
Trust Account	Variable			16,112	16,112	NAB	Cheque Acc.
LSL Maximiser	Variable		126,667		126,667	NAB	Cheque Acc.
Fire Maximiser	Variable		18,010		18,010	NAB	Cheque Acc.
Plant Maximiser	Variable		203,680		203,680	NAB	Cheque Acc.
Annual Leave Maximiser	Variable		155,001		155,001	NAB	Cheque Acc.
Gwalia Precinct Maximiser	Variable		86,011		86,011	NAB	Cheque Acc.
Building Maintenance Maximiser	Variable		141,946		141,946	NAB	Cheque Acc.
Cash On Hand	Nil	1,270			1,270	NAB	On Hand
<b>(b) Term Deposits</b>							
N/A					0		
<b>(c) Other Investments</b>							
OCDF R4R	2.45%		4,618,249		0	WATC	
<b>Total</b>		<b>1,078,800</b>	<b>5,349,564</b>	<b>16,112</b>	<b>1,826,227</b>		

**Comments/Notes - Investments**

OCDF relates to R4R funding for Northern Goldfields Regional Office & Administration Centre

**Shire of Leonora**  
**NOTES TO THE STATEMENT OF FINANCIAL ACTIVITY**  
**For the Period Ended 31 July 2014**

**Note5: BUDGET AMENDMENTS**

Amendments to original budget since budget adoption. Surplus/(Deficit)

GL Account Code	Description	Council Resolution	Classification	Non Cash Adjustment	Increase in Available Cash	Decrease in Available Cash	Amended Budget Running Balance
	Amendments			\$	\$	\$	\$
							0
							0
							0
							0
	<b>Closing Funding Surplus (Deficit)</b>			<b>0</b>	<b>0</b>	<b>0</b>	<b>0</b>

**Shire of Leonora**  
**NOTES TO THE STATEMENT OF FINANCIAL ACTIVITY**  
**For the Period Ended 31 July 2014**

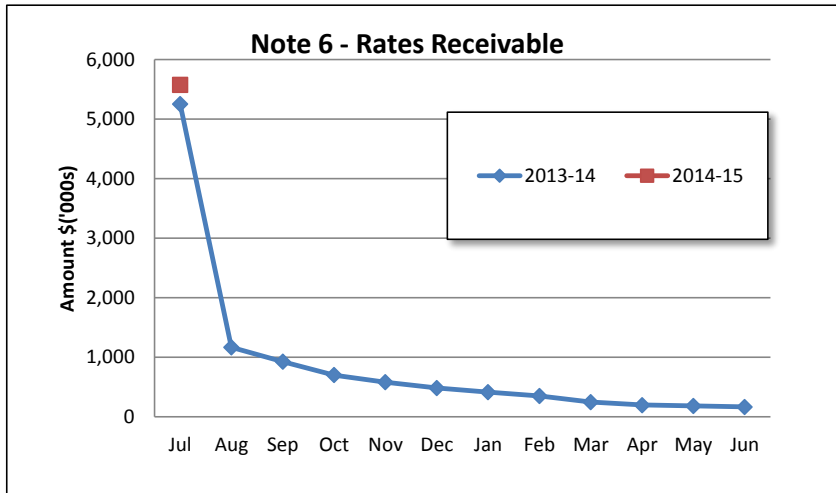
**Note 6: RECEIVABLES**

**Receivables - Rates Receivable**

Opening Arrears Previous Years  
 Levied this year  
 Less Collections to date  
 Equals Current Outstanding

**Net Rates Collectable**  
 % Collected

	YTD 31 July 2014	YTD 30th June 2014
	\$	\$
Opening Arrears Previous Years	162,802	58,144
Levied this year	5,440,318	5,284,211
Less Collections to date	(24,881)	(5,179,553)
Equals Current Outstanding	5,578,239	162,802
<b>Net Rates Collectable</b>	5,578,239	162,802
% Collected	0.44%	96.95%



**Comments/Notes - Receivables Rates and Rubbish**

Rates notices issued in July, not due until August 2014. Income likely to be received closer to due date.

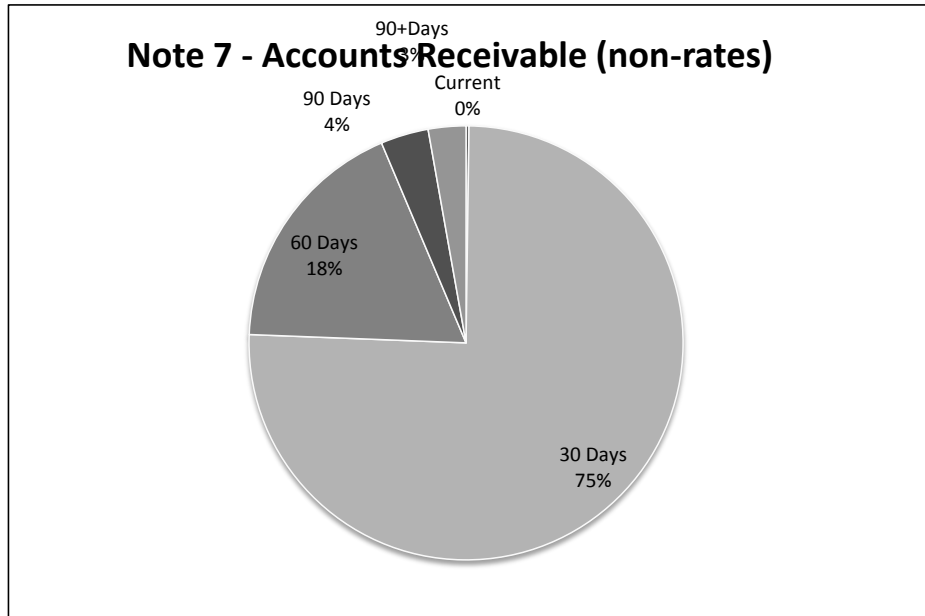
**Receivables - General**

Receivables - General

**Total Receivables General Outstanding**

Amounts shown above include GST (where applicable)

	Current	30 Days	60 Days	90 Days	90+Days
	\$	\$	\$	\$	\$
Receivables - General	1,625	559,701	133,777	26,475	20,801
<b>Total Receivables General Outstanding</b>					<b>742,379</b>



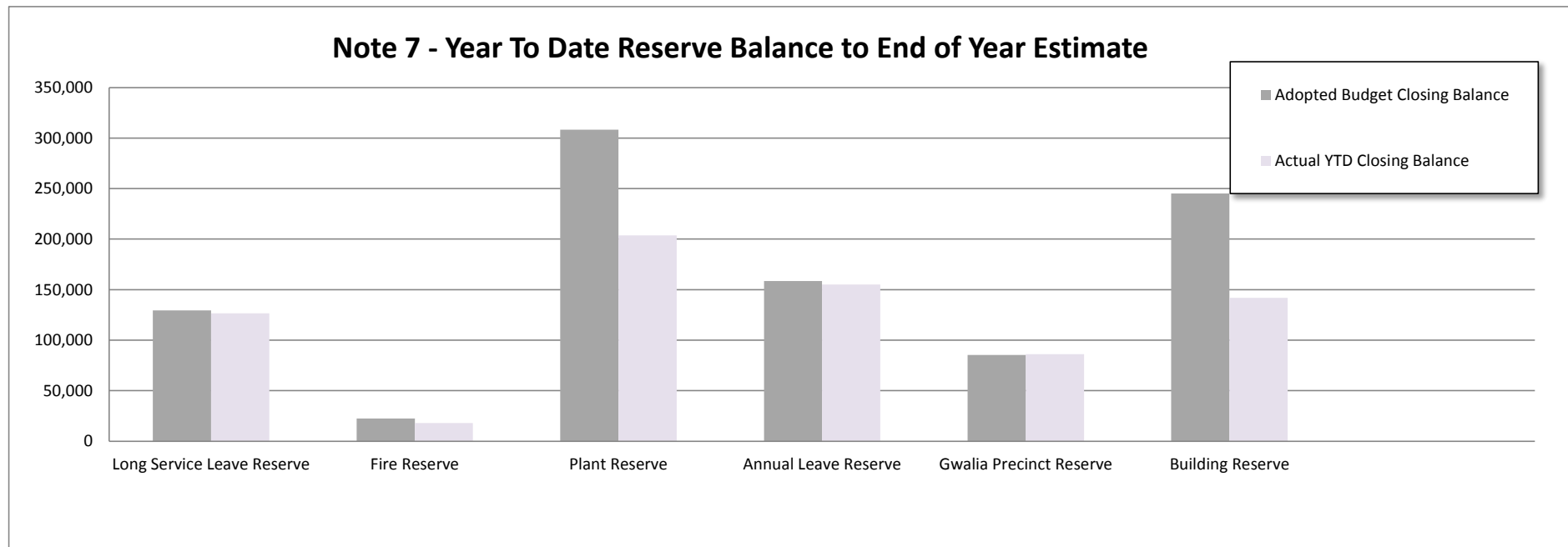
**Comments/Notes - Receivables General**

The 90+ negative balance is due to a timing difference between refunds and charges with Avdata Services.

**Shire of Leonora**  
**NOTES TO THE STATEMENT OF FINANCIAL ACTIVITY**  
**For the Period Ended 31 July 2014**

**Note 7: Cash Backed Reserve**

2014-15 Name	Adopted Budget Opening Balance	Actual Opening Balance	Adopted Budget Interest Earned	Actual Interest Earned	Adopted Budget Transfers In (+)	Actual Transfers In (+)	Adopted Budget Transfers Out (-)	Actual Transfers Out (-)	Transfer out Reference	Adopted Budget Closing Balance	Actual YTD Closing Balance
Long Service Leave Reserve	\$ 126,415	\$ 126,415	\$ 3,155	\$ 252	\$ 0	\$ 0	\$ 0	\$ 0		\$ 129,570	\$ 126,667
Fire Reserve	17,974	17,974	450	36	4,000	0	0	0		22,424	18,010
Plant Reserve	203,274	203,274	5,085	406	100,000	0	0	0		308,359	203,680
Annual Leave Reserve	154,692	154,692	3,861	309	0	0	0	0		158,553	155,001
Gwalia Precinct Reserve	85,839	85,839	1,677	172	80,000	0	(82,260)	0		85,256	86,011
Building Reserve	141,663	141,663	3,553	283	100,000	0	0	0		245,216	141,946
	<b>729,857</b>	<b>729,857</b>	<b>17,781</b>	<b>1,458</b>	<b>284,000</b>	<b>0</b>	<b>(82,260)</b>	<b>0</b>		<b>949,378</b>	<b>731,315</b>



**Shire of Leonora**  
**NOTES TO THE STATEMENT OF FINANCIAL ACTIVITY**  
**For the Period Ended 31 July 2014**

**Note 8: CAPITAL DISPOSALS AND ACQUISITIONS**

Actual YTD Profit(Loss) of Asset Disposal				Disposals	Adopted Current Budget		
Cost	Accum Depr	Proceeds	Profit (Loss)		YTD 31 July 2014		
					Annual Budget Profit/(Loss)	Actual Profit/(Loss)	Variance
\$	\$	\$	\$	\$	\$	\$	
				<b>Plant and Equipment</b>			
			0	EHO Vehicle 4L	(12,610)	0	12,610
			0	Loader 1CVT011	(92,982)	0	92,982
			0	Works Utility P448D	(19,348)	0	19,348
			0	Grader L2221	(15,722)	0	15,722
			0	Dual Cab Utility P534	(14,679)	0	14,679
			0	Works Utility	(25,328)	0	25,328
			0	MWS Vehicle 6L	(29,810)	0	29,810
			0	CEO Vehicle 1L	(17,596)	0	17,596
			0	DCEO Vehicle 2L	(16,207)	0	16,207
			0	MEHS Vehicle	(10,373)	0	10,373
			0				
<b>0</b>	<b>0</b>	<b>0</b>	<b>0</b>		<b>(254,655)</b>	<b>0</b>	<b>228,075</b>

**Comments - Capital Disposal/Replacements**

Comments	Summary Acquisitions	Adopted Current Budget		
		YTD 31 July 2014		
		Budget	Actual	Variance
		\$	\$	\$
	<b>Plant &amp; Equipment</b>	1,072,000	0	(1,072,000)
	<b>Land and Buildings</b>	8,077,151	425	(8,076,726)
	<b>Furniture and Equipment</b>	0	0	0
	<b>Infrastructure Roads</b>	690,243	4,290	(685,953)
	<b>Infrastructure Other</b>	396,685	11,798	(384,887)
	<b>Capital Totals</b>	<b>10,236,079</b>	<b>16,513</b>	<b>(10,219,566)</b>

Comments	Land & Buildings	Adopted Current Budget		
		YTD 31 July 2014		
		Budget	Actual	Variance
		\$	\$	\$
Not yet commenced	Youth Centre Refurbishment	15,000		(15,000)
Not yet commenced	Gym Upgrade	200,000		(200,000)
Not yet commenced	Depot Workshop Renewal	130,000		(130,000)
Progressing	Vintage Vehicle Building	190,518		(190,518)
Progressing	Northern Goldfields Regional Office and Administration Centre	6,817,943	425	(6,817,518)
Not yet commenced	Gwalia Cottages	546,290		(546,290)
Not yet commenced	Barnes Federal Theatre	22,200		(22,200)
Not yet commenced	Patroni's Guest House Interpretation	44,000		(44,000)
Not yet commenced	Major's Boarding House	111,200		(111,200)
			0	0
	<b>Capital Totals</b>	<b>8,077,151</b>	<b>425</b>	<b>(8,076,726)</b>

**Shire of Leonora**  
**NOTES TO THE STATEMENT OF FINANCIAL ACTIVITY**  
**For the Period Ended 31 July 2014**

**Note 8: CAPITAL DISPOSALS AND ACQUISITIONS**

Comments	Plant & Equipment	Adopted Current Budget		
		YTD 31 July 2014		
		Budget	Actual	Variance (Under)Over
Due to be ordered in September	EHO Vehicle	\$ 34,000	\$	\$ (34,000)
Not yet commenced	Recycling Equipment	10,000		(10,000)
Tenders to be called first	Cat 962 Loader P011	300,000		(300,000)
Due to be ordered in September	Nissan Patrol P448	45,000		(45,000)
Tenders to be called first	Cat Road Grader L2221	400,000		(400,000)
Due to be ordered in September	Grader Vehicle Utility	37,000		(37,000)
Due to be ordered in September	MWS Vehicle 6L	65,000		(65,000)
Due to be ordered in September	Navara Utility P33	36,000		(36,000)
Due to be ordered in September	MEHS Vehicle	24,000		(24,000)
Due to be ordered in September	CEO Vehicle 1L	75,000		(75,000)
Due to be ordered in September	DCEO Vehicle 2L	46,000		(46,000)
				0
	<b>Capital Totals</b>	<b>1,072,000</b>	<b>0</b>	<b>(1,072,000)</b>

Comments	Furniture & Equipment	Adopted Current Budget		
		YTD 31 July 2014		
		Budget	Actual	Variance (Under)Over
		\$	\$	\$
				0
				0
				0
	<b>Capital Totals</b>	<b>0</b>	<b>0</b>	<b>0</b>

Comments	Roads	Adopted Current Budget		
		YTD 31 July 2014		
		Budget	Actual	Variance (Under)Over
Works to progress shortly	RRG 2014-15 Weebo Wildara	\$ 272,000	\$ 4,290	\$ (267,710)
Projects yet to be confirmed	RZR Renewals	323,243	0	(323,243)
Progressing	Footpath Renewals	95,000		(95,000)
	<b>Capital Totals</b>	<b>690,243</b>	<b>4,290</b>	<b>(685,953)</b>

Comments	Other Infrastructure	Adopted Current Budget		
		YTD 31 July 2014		
		Budget	Actual	Variance (Under)Over
Discussions underway with engineers	Treatment Pond Upgrade	\$ 50,000	\$	\$ (50,000)
Goods yet to be ordered	Fitness/Playground Equipment	24,000		(24,000)
Due for completion approx. November	Upgrade Aerodrome Lighting Genset	50,000		(50,000)
Will progress now that some grants approved	Gwalia Headframe Renewal	208,360		(208,360)
Not yet commenced	Gwalia Entrance Renewal	20,000		(20,000)
Progressing (c/f from previous year)	Restoration Electric Tram	39,325	11,798	(27,527)
Not yet commenced	Restoration "Ken" Locomotive	5,000		(5,000)
				0
	<b>Capital Totals</b>	<b>396,685</b>	<b>11,798</b>	<b>(384,887)</b>

**Shire of Leonora**  
**NOTES TO THE STATEMENT OF FINANCIAL ACTIVITY**  
**For the Period Ended 31 July 2014**

**Note 9: RATING INFORMATION**

RATE TYPE	Rate in \$	Number of Properties	Rateable Value \$	Rate Revenue \$	Interim Rates \$	Back Rates \$	Total Revenue \$	Adopted Budget Rate Revenue \$	Adopted Budget Interim Rate \$	Adopted Budget Back Rate \$	Adopted Budget Total Revenue \$
<b>General Rates</b>											
GRV	0.0630	587	16,593,884	1,045,414	0	0	1,045,414	1,045,415	1,541	0	1,046,956
UV	0.1380	1,100	28,120,155	3,876,220	0	0	3,876,220	3,880,581	15,405	(104,595)	3,791,391
<b>Sub-Totals</b>		1,687	44,714,039	4,921,634	0	0	4,921,634	4,925,996	16,946	(104,595)	4,838,347
<b>Minimum Payments</b>	<b>Minimum \$</b>										
GRV	287	105	157,447	30,135	0	0	30,135	30,135	0	0	30,135
UV	287	833	948,163	237,636	0	0	237,636	239,071	0	0	239,071
<b>Sub-Totals</b>		938	1,105,610	267,771	0	0	267,771	269,206	0	0	269,206
<b>Total Raised from General Rates</b>							5,189,405				5,107,553

**Comments - Rating Information**

All land except exempt land in the Shire of Leonora is rated according to its Gross Rental Value (GRV) in town sites or Unimproved Value (UV) in the remainder of the Shire.

The general rates detailed above for the 2014/15 financial year have been determined by Council on the basis of raising the revenue required to meet the deficiency between the total estimated expenditure proposed in the budget and the estimated revenue to be received from all sources other than rates and also bearing considering the extent of any increase in rating over the level adopted in the previous year.

The minimum rates have been determined by Council on the basis that all ratepayers must make a reasonable contribution to the cost of the Local Government services/facilities.



**Shire of Leonora**  
**NOTES TO THE STATEMENT OF FINANCIAL ACTIVITY**  
**For the Period Ended 31 July 2014**

**10. INFORMATION ON BORROWINGS**

(a) Debenture Repayments

The Shire of Leonora has no borrowings.

(b) New Debentures

No new debentures were raised during the reporting period.

**Shire of Leonora**  
**NOTES TO THE STATEMENT OF FINANCIAL ACTIVITY**  
**For the Period Ended 31 July 2014**

**Note 11: GRANTS AND CONTRIBUTIONS**

Program/Details GL	Grant Provider	Approval  (Y/N)	2014-15 Adopted Budget \$	Variations Additions (Deletions) \$	Operating \$	Capital \$	Recoup Status	
							Received \$	Not Received \$
<b>GENERAL PURPOSE GRANTS</b>								
I030019- Grants Commission	WALGGC	N	598,006		598,006			598,006
I030021- Federal Roads	WALGGC	N	594,250		594,250			594,250
<b>LAW, ORDER, PUBLIC SAFETY</b>								
I053402- Fire Prevention Grant	DFES	Y	4,552		4,552			4,552
<b>HEALTH</b>								
I076473- Aged Care Feasibility	Lotterywest	N	20,000		20,000			20,000
<b>WELFARE SERVICES</b>								
I080002- Childcare sustainability	DWEER	Y	54,546		54,546			54,546
I082002- Youth Programs	DCP	N	48,000		48,000		16,404	31,596
<b>RECREATION AND CULTURE</b>								
I117010- CRC Other		Y	120,000		120,000		30,000	90,000
<b>ECONOMIC SERVICES</b>								
I134458 Grant Income (Projects)		N	127,910		127,910			127,910
I134463 Headframe Stage 1	Lotterywest	Y	126,100			126,100		126,100
I134464 Cottages Conservation	Lotterywest	Y	233,861			233,861		233,861
I134465 Barnes Federal Theatre	Lotterywest	N	26,018			26,018		26,018
I134466 Patroni's Interpretation	Lotterywest	N	40,000			40,000		40,000
I134667 Minara Historic Cottages Preservation		N	99,000			99,000		99,000
I137002 CRC Special Project Fund Bus. Case		Y	60,000			60,000	60,000	0
I137003 CRC Special Project Fund Inf Fund		Y	300,000			300,000	300,000	0
I137008 Lotterywest Fitout Funding	Lotterywest	N	1,564,700			1,564,700		1,564,700
I138002 Sponsorship		N	115,000		115,000		500	114,500
I138005 Grant Income		N	55,000		55,000			55,000
<b>TRANSPORT</b>								
<b>MRWA ROAD FUNDING</b>								
I122214/15/16- Project Grants	RRG	Y	181,333			181,333		181,333
I122042/52/200- Direct Grants	MWRA	Y	123,408		123,408	0	121,500	1,908
<b>OTHER ROAD/STREETS GRANTS</b>								
I122206- Roads To Recovery	Building Program	N	323,243			323,243		323,243
I122213 Natural Disaster Reinstatement		Y	1,630,000		1,630,000			1,630,000
I122494 RADS Grant		Y	44,254		44,254			44,254
<b>TOTALS</b>			<b>6,489,181</b>	<b>0</b>	<b>3,534,926</b>	<b>2,954,255</b>	<b>528,404</b>	<b>5,960,777</b>
	Operating		3,534,926				168,404	
	Non-Operating		2,954,255				360,000	
			<u>6,489,181</u>				<u>528,404</u>	

**Shire of Leonora**  
**NOTES TO THE STATEMENT OF FINANCIAL ACTIVITY**  
**For the Period Ended 31 July 2014**

**Note 12: TRUST FUND**

Funds held at balance date over which the Shire has no control and which are not included in this statement are as follows:

Description	Opening Balance 1 July 2014	Amount Received	Amount Paid	Closing Balance YTD 31 July 2014
Proceeds from sale of impounded cattle	\$ 16,112	\$ 0	\$ 0	\$ 16,112
	<b>16,112</b>	<b>0</b>	<b>0</b>	<b>16,112</b>

Shire of Leonora  
Material Variances as at 31st July 2014

ACCOUNT	NAME	ACTUAL	Year To Date BUDGET	DIFFERENCE	REASON FOR VARIATION
<b>Income</b>					
I030002	· UV Rate	\$ 3,886,225.65	\$ -	\$ 3,886,225.65	Rates raised July 14, budget split alloc. August
I030004	· GRV Rate	\$ 1,045,414.25	\$ -	\$ 1,045,414.25	Rates raised July 14, budget split alloc. August
I030006	· GRV Minimum	\$ 30,135.00	\$ -	\$ 30,135.00	Rates raised July 14, budget split alloc. August
I030007	· UV Minimum	\$ 237,636.00	\$ -	\$ 237,636.00	Rates raised July 14, budget split alloc. August
I030019	· Grant Equalisation	\$ -	\$ 49,843.00	\$ (49,843.00)	First quarter payment due August 2014
I030021	· Grant Roads Untied	\$ -	\$ 49,519.00	\$ (49,519.00)	First quarter payment due August 2014
I101410	· Charges Domestic Refuse Removal	\$ 74,025.00	\$ -	\$ 74,025.00	Rates raised July 14, budget split alloc. August (inc. waste collection charges)
I102410	· Charges Commercial Refuse Removal	\$ 70,115.00	\$ -	\$ 70,115.00	Rates raised July 14, budget split alloc. August (inc. waste collection charges)
I117010	· Other Grant Funding	\$ 30,000.00	\$ 10,000.00	\$ 20,000.00	Budget split at 1/12, need to adjust to quarterly
I122217	· RRG 14-15 Weebo Wildara	\$ -	\$ 15,112.00	\$ (15,112.00)	Budget split at 1/12, need to adjust to programme
I122200	· Grants MRWA Direct	\$ 117,800.00	\$ 9,824.00	\$ 107,976.00	Budget split at 1/12, need to adjust to programme
I122206	· Grants Roads to Recovery	\$ -	\$ 26,947.00	\$ (26,947.00)	Budget split at 1/12, need to adjust to programme
I122213	· Natural Disaster Reinstatement	\$ -	\$ 135,837.00	\$ (135,837.00)	Budget split at 1/12, need to adjust to programme
I126410	· Fees Landing at Airport	\$ -	\$ 13,750.00	\$ (13,750.00)	Avdata report not received prior to month end processing
I126415	· Passenger Head Tax	\$ 5,016.00	\$ 20,413.00	\$ (15,397.00)	Avdata report not received prior to month end processing
I134463	· Lotterywest Headframe Stg 1	\$ -	\$ 10,512.00	\$ (10,512.00)	Budget split at 1/12, need to adjust to programme
I134464	· Lotterywest Cons. Cottages	\$ -	\$ 19,493.00	\$ (19,493.00)	Budget split at 1/12, need to adjust to programme
I134458	· Grant Income Projects	\$ -	\$ 10,661.00	\$ (10,661.00)	Budget split at 1/12, need to adjust to programme
I136456	· GEDC Officer Contrib.	\$ 14,400.00	\$ 1,160.00	\$ 13,240.00	Budget split at 1/12, need to adjust to programme
I137002	· CRC Special Proj. Fund	\$ 60,000.00	\$ 5,000.00	\$ 55,000.00	Budget split at 1/12, need to adjust to programme
I137008	· CRC Special Proj. Fund	\$ 300,000.00	\$ 25,000.00	\$ 275,000.00	Budget split at 1/12, need to adjust to programme
		<u>\$ 5,870,766.90</u>	<u>\$ 403,071.00</u>	<u>\$ 5,467,695.90</u>	

**Expenditure**

E041189	· GVROC Project Participation	\$ 13,500.00	\$ 2,771.00	\$ 10,729.00	Budget split at 1/12, need to adjust to programme
E113092	· Swimming Pool Maintenance	\$ 3,032.88	\$ 13,411.00	\$ (10,378.12)	Budget split at 1/12, need to adjust to programme
E122190	· Loss on Disposal of Assets	\$ -	\$ 197,869.00	\$ (197,869.00)	Assets to be purchased at a later date
E122209	· Natural Disaster Cost of Open	\$ -	\$ 156,663.00	\$ (156,663.00)	Budget split at 1/12, need to adjust to programme
E122298	· Depreciation Expense Depot	\$ 57,243.92	\$ 81,079.00	\$ (23,835.08)	Result of depn reviews, will require budget amend
E126010	· Aerodrome Maintenance	\$ 31,987.62	\$ 14,386.00	\$ 17,601.62	Result of depn reviews, will require budget amend
E126021	· Aerodrome Insurance	\$ -	\$ 22,670.00	\$ (22,670.00)	Reallocation required from other ins. Accounts
E132075	· Golden Quest Trail Marketing	\$ 22,727.27	\$ 2,087.00	\$ 20,640.27	Budget split at 1/12, need to adjust to programme
E138001	· Advertising	\$ -	\$ 2,913.00	\$ (2,913.00)	Budget split at 1/12, need to adjust to programme
E138002	· Entertainment	\$ -	\$ 10,000.00	\$ (10,000.00)	Budget split at 1/12, need to adjust to programme
E138004	· Athletics Events/Prizemoney	\$ -	\$ 4,587.00	\$ (4,587.00)	Budget split at 1/12, need to adjust to programme
E138005	· Fireworks	\$ -	\$ 2,000.00	\$ (2,000.00)	Budget split at 1/12, need to adjust to programme
E138006	· Security	\$ -	\$ 3,163.00	\$ (3,163.00)	Budget split at 1/12, need to adjust to programme
E138007	· Aircraft Charter/Hire	\$ -	\$ 2,500.00	\$ (2,500.00)	Budget split at 1/12, need to adjust to programme
E138008	· Accommodation & Meals	\$ -	\$ 2,249.00	\$ (2,249.00)	Budget split at 1/12, need to adjust to programme
E138009	· Athletics /Cyclist Expenses	\$ -	\$ 5,500.00	\$ (5,500.00)	Budget split at 1/12, need to adjust to programme
E142011	· Salaries Admin	\$ 44,180.77	\$ 64,469.00	\$ (20,288.23)	Budget split at 1/12, need to adjust to programme
E142183	· Loss on Disposal of Assets	\$ -	\$ 44,176.00	\$ (44,176.00)	Assets to be purchased at a later date
E144050	· Insurance & Licenses	\$ 33,924.19	\$ 51,174.00	\$ (17,249.81)	Some licences still be to paid/allocated
E148298	· Depn Expense - Plant/Equip	\$ 4,962.12	\$ 16,132.00	\$ (11,169.88)	Result of depn reviews, will require budget amend
		<u>\$ 211,558.77</u>	<u>\$ 699,799.00</u>	<u>\$ (488,240.23)</u>	

**Capital Revenue (See Statement of Financial Activity)**

Note 8	· Proceeds from Disposals of Ass	\$ -	\$ 397,000.00	\$ (397,000.00)	Assets to be purchased at a later date
		<u>\$ -</u>	<u>\$ 397,000.00</u>	<u>\$ (397,000.00)</u>	

**Capital Expenditure (See Statement of Financial Activity)**

Note 8	· Land & Buildings	\$ 425.00	\$ 673,096.00	\$ (672,671.00)	Budget split at 1/12, need to adjust to programme
Note 8	· Plant & Equipment	\$ -	\$ 89,333.00	\$ (89,333.00)	Budget split at 1/12, need to adjust to programme
Note 8	· Infrastructure Assets Other	\$ 4,290.00	\$ 57,520.00	\$ (53,230.00)	Budget split at 1/12, need to adjust to programme
Note 8	· Infrastructure Assets Roads	\$ 11,798.00	\$ 33,057.00	\$ (21,259.00)	Budget split at 1/12, need to adjust to programme
		<u>\$ 16,513.00</u>	<u>\$ 853,006.00</u>	<u>\$ (836,493.00)</u>	

## **10.0 REPORTS OF OFFICERS**

### **10.2 DEPUTY CHIEF EXECUTIVE OFFICER**

#### **10.2(B) ACCOUNTS FOR PAYMENT**

**SUBMISSION TO:** Meeting of Council  
Meeting Date: 19th August, 2014

**AGENDA REFERENCE:** 10.2 (B) AUG 14

**SUBJECT:** Accounts for Payment

**LOCATION / ADDRESS:** Nil

**NAME OF APPLICANT:** Nil

**FILE REFERENCE:** Nil

#### **AUTHOR, DISCLOSURE OF ANY INTEREST AND DATE OF REPORT**

**NAME:** Tanya Browning

**OFFICER:** Deputy Chief Executive Officer

**INTEREST DISCLOSURE:** Nil

**DATE:** 12<sup>th</sup> August, 2014

#### **BACKGROUND**

Attached statement consists of accounts paid by Delegated Authority and Direct Bank Transactions represented by **18960** to **18996** and totalling **\$1,030,788.91** and accounts paid by Council Authorisation represented by **Cheques 18997** to **19067** totalling **\$227,923.02** be authorised for payment.

#### **POLICY IMPLICATIONS**

There are no policy implications resulting from the recommendation of this report.

#### **FINANCIAL IMPLICATIONS**

There are no financial implications resulting from the recommendation of this report.

#### **STRATEGIC IMPLICATIONS**

There are no strategic implications resulting from the recommendation of this report.

#### **RECOMMENDATIONS**

That accounts paid by Delegated Authority and Direct Bank Transactions represented by **18960** to **18996** and totalling **\$1,030,788.91** and accounts paid by Council Authorisation represented by **Cheques 18997** to **19067** totaling **\$227,923.02** be authorised for payment.

#### **VOTING REQUIREMENT**

Simple Majority

**COUNCIL DECISION**

**Moved Cr LR Petersen, Seconded Cr RM Cotterill** that accounts paid by Delegated Authority and Direct Bank Transactions represented by **18960** to **18996** and totalling **\$1,030,788.91** and accounts paid by Council Authorisation represented by **Cheques 18997** to **19067** totaling **\$227,923.02** be authorised for payment.

**CARRIED (6 VOTES TO 0)**

**Shire of Leonora****Monthly Report - List of Accounts Paid by Delegated Authority****Submitted to Council on the 19th August, 2014**

The following list of accounts has been paid via **direct bank transactions** since the previous list of accounts, totalling **\$3,215.33**

**CHIEF EXECUTIVE OFFICER**

<b>Direct Deposits</b>	<b>Date</b>	<b>Name</b>	<b>Item</b>	<b>Payment</b>
1 DD	10/07/2014	Alliance Equipment Finance	CRC Photocopier Lease July 2014 B/S	275.84
1 DD	14/07/2014	National Australia Bank	NAB Connect Fee July 2014 B/S	34.00
1 DD	14/07/2014	Toyota Financial Services	GEDC Vehicle July 2014 B/S	1,476.05
1 DD	31/07/2014	National Australia Bank	Bank Fee – July 2014 B/S	151.70
1 DD	31/07/2014	National Australia Bank	EFTPOS Fee – July 2014 B/S	129.40
1 DD	07/08/2014	Office National Kalgoorlie	Lease of Office Photocopier – August 2014 B/S	861.50
1 DD	07/08/2014	Westnet P/L	Internet CRC – August 2014 B/S	11.00
1 DD	08/08/2014	Alliance Equipment Finance	Lease on CRC Photocopier – August 2014 B/S	275.84
			<b>GRAND TOTAL</b>	<b>\$3,215.33</b>

<b>Shire of Leonora</b>				
<b>Monthly Report - List of Accounts Paid by Delegated Authority</b>				
<b>Submitted to Council on the 19th August, 2014</b>				
The following list of accounts has been paid under delegation, by the Chief Executive Officer, since the previous list of accounts. Cheques numbered from <b>18960</b> to <b>18996</b> and totaling <b>\$1,027,573.58</b>				
<hr/>				
<b>CHIEF EXECUTIVE OFFICER</b>				
<b>Cheque</b>	<b>Date</b>	<b>Name</b>	<b>Item</b>	<b>Payment by Delegated Authority</b>
18960	9/7/2014	WA Super	Superannuation – PPE: 09/07/2014	8440.70
18961	9/7/2014	Dave Hadden – Cancelled Cheque	Health & Building Contract	4840.00
18962	16/07/2014	Department Of Transport	Vehicle Registrations - 2014/15	3,263.80
18963	16/07/2014	Cancelled Cheques	Misprint	0.00
18964	16/07/2014	Cancelled Cheques	Misprint	0.00
18965	16/07/2014	Karis Williams	Bond Refund of Hall Hire @ Leonora Recreation Centre	330.00
18966	16/07/2014	Sparlon Electrical	Electrical Work involved in Upgrade of Single Persons Quarters, Assistance during 6 monthly Inspection at Airport and Maintenance to Workshop Lighting	4,822.40
18967	17/07/2014	Australian Airports Association Limited	Membership 2014/15	2,255.00
18968	17/07/2014	Kalgoorlie Retravision	TV for 29 Hoover Street, Washing machine for 250 Queen Victoria Street & Items for Single Persons Quarters Kitchen Upgrade	3,174.00
18969	21/07/2014	Australian Taxation Office	June 2014 BAS	485,523.00
18970	22/07/2014	Dave Hadden – Cancelled Cheque	Health & Building Contract	8440.70
18971	22/07/2014	LGRCEU	Union Fee PPE: 23/07/14	19.40
18972	22/07/2014	Shire of Leonora	Tax/Rent PPE: 23/07/14	19323.93
18973	22/07/2014	WA Super	Superannuation PPE: 23/07/14	7819.58
18974	22/07/2014	Child Support Agency	Child Support PPE: 23/07/14	680.19
18975	22/07/2014	BT Super for Life	Superannuation PPE: 23/07/14	150.71
18976	22/07/2014	Australian Super	Superannuation PPE: 23/07/14	266.32
18977	22/07/2014	AMP	Superannuation PPE: 23/07/14	319.20
18978	22/07/2014	MLC Nominees P/L	Superannuation PPE: 23/07/14	88.61
1DD	23/07/2014	Shire of Leonora	Salaries & Wages PPE: 23/07/14	55,019.78
18979	25/07/2014	Sparlon Electrical	Electrical Work at Skate Park, Youth Centre and 26 Queen Victoria Street	4,225.10
18980	25/07/2014	Construction Training Fund-	BCITF Levy - B/L No: 07/14	177.75
18981	25/07/2014	Building Commission	Building Commission Fee - B/L No: 07/14	78.70
18982	25/07/2014	Pipeline Mining & Civil Contracting	Progress Claim 2 - Tram Restoration	12,977.25
<b>Sub Total</b>				<b>\$622,236.12</b>



<b>Cheque</b>	<b>Date</b>	<b>Name</b>	<b>Item</b>	<b>Payment by Delegated Authority</b>
			<b>Balance Brought Forward</b>	<b>\$622,236.12</b>
1 DD	06/08/2014	Shire of Leonora	Salaries & Wages – PPE: 06/08/2014	59,598.00
18983	06/08/2014	L.G.R.C.E.U.	Union Fee – PPE: 06/08/2014	19.40
18984	06/08/2014	Shire of Leonora	Tax/Rent – PPE: 06/08/2014	21,883.69
18985	06/08/2014	WA Super	Superannuation – PPE: 06/08/2014	8,289.59
18986	06/08/2014	Child Support Agency	Child Support – PPE: 06/08/2014	680.19
18987	06/08/2014	BT 4 Life Super	Superannuation – PPE: 06/08/2014	79.62
18988	06/08/2014	Australian Super	Superannuation – PPE: 06/08/2014	547.04
18989	06/08/2014	AMP	Superannuation – PPE: 06/08/2014	342.00
18990	06/08/2014	Dave Hadden – (Cancelled Cheque)	Health & Building Contract	2,324.00
18991	05/08/2014	Cutting Edges	Filters – P2333	106.08
18992	06/08/2014	Air BP	Avgas Drums	1,904.88
18993	06/08/2014	LGIS	Insurance 2014/15	242,235.06
18994	06/08/2014	LGIS Broking WA	Insurance 2014/15	56,886.31
18995	06/08/2014	Netlogic Information Technology	Consulting Services as Required	9,174.40
18996	11/08/2014	Sparlon Electrical	Work at Depot and Museum	1,267.20
			<b>GRAND TOTAL</b>	<b>\$1,027,573.58</b>

<b>Shire of Leonora</b>				
<b>Monthly Report - List of Accounts Paid by Authorisation of Council</b>				
<b>Submitted to Council on the 19th August, 2014</b>				
<p>Cheques numbered from <b>18997</b> to <b>19067</b> totaling <b>\$227,923.02</b> submitted to each member of the Council on 19th August, 2014 have been checked and are fully supported by remittances and duly certified invoices with checks being carried out as to prices, computations and costing.</p>				
<p>_____</p> <p><b>CHIEF EXECUTIVE OFFICER</b></p>				
<b>Cheque</b>	<b>Date</b>	<b>Name</b>	<b>Item</b>	<b>Payment</b>
18997	19/08/2014	Air Liquide W.A. Ltd	Liquid Nitrogen for Medical Centre	118.71
18998	19/08/2014	Airport Lighting Specialists	Items for Runway Lighting	3,148.75
18999	19/08/2014	Airservices Australia	ERSA Spiral Bound - 12 Month Amendment Service	225.90
19000	19/08/2014	Auspom Cartographic Services	Supply Cadastral Searches	454.50
19001	19/08/2014	Austral Mercantile Collections P/L	Legal Expenses	422.09
19002	19/08/2014	BOC Limited	Annual Container Service Charge - 2014/15 & Spare Cork/Cover Suit Lab 20	1,011.77
19003	19/08/2014	Bunnings Building Supplies Pty Ltd	Items ordered for Senior Staff, Parks and Gardens & 229 Hoover Street	335.13
19004	19/08/2014	Butsons Building Service	Repair Back Fence at Youth centre, Door at info centre and repairs & cleaning as required at Youth Centre + Supply of all necessary materials and labour	2,299.00
19005	19/08/2014	Canine Control	Ranger Services	5,225.00
19006	19/08/2014	Davric Australia	Stubby Holders for Resale - Museum	726.00
19007	19/08/2014	Department of the Premier and Cabinet	Advertising in the Government Gazette - Appointment of R Young	69.50
19008	19/08/2014	Department Of Transport	Vehicle Registrations	2,483.05
19009	19/08/2014	Discount Domain Name Services Pty. Ltd.	Domain Renewal - gwalia.org.au	35.00
19010	19/08/2014	Eagle Petroleum (WA) Pty Ltd	Fuel Cards & Fuel/Oil Purchases July, 2014	314.90
19011	19/08/2014	Earth Australia Contracting Pty Ltd	Work at Weebo road Intersection	3,927.00
19012	19/08/2014	Elite Gym Hire	Gym equipment Hire - August, 2014	726.00
19013	19/08/2014	Forman Bros	Repair Toilets at Rec Centre & Plumbing at Single Persons Quarters	2,000.90
19014	19/08/2014	Gail Ross	Reimbursement for items purchased for Hoover House	108.91
19015	19/08/2014	Goldfields Records Storage	Record Storage, June & July, 2014	522.14
			<b>Sub Total</b>	<b>\$24,154.25</b>

<b>Cheque</b>	<b>Date</b>	<b>Name</b>	<b>Item</b>	<b>Payment</b>
			<b>Balance Brought Forward</b>	<b>\$24,154.25</b>
19016	19/08/2014	Goldfields Tourism Network Assoc Inc	2014-15 Contribution to Golden Quest Discovery trail & Goldfields Tourism Network	36,500.00
19017	19/08/2014	Goldline Distributors	Goods for Hoover House	471.50
19018	19/08/2014	Harvey Norman AV/IT Superstore Kalgoorlie	Fridge/Freezer Combo for P843 & Sunbeam Mixmaster Compact Pro	1,379.90
19019	19/08/2014	Horizon Power	Power Usage - Rec Centre, Shire Office & Streetlights	7,877.67
19020	19/08/2014	Ian Diffen Tyres & Mufflers	Wheel Alignment - P6	1,080.00
19021	19/08/2014	J.R. & A. Hersey Pty Ltd	Polo Shirts	179.96
19022	19/08/2014	Landgate	Landgate Search Service & GRV & Mining Tenements Chargeable	2,171.70
19023	19/08/2014	Leonora Bush Missions.	Donation towards Holiday Club	4,000.00
19024	19/08/2014	Leonora Motor Inn	Accommodation - P Smith	264.00
19025	19/08/2014	Leonora Post Office	Postage Costs for July, 2014	733.85
19026	19/08/2014	Leonora Supermarket and Hardware	Supermarket Purchases - July, 2014	897.35
19027	19/08/2014	Local Health Authorities Analytical Comm	Analytical Services - 2013/2014	540.55
19028	19/08/2014	Mary Molloy-	Costs for producing 20 Kurrajong Plants from Local Seed to Maturity	200.00
19029	19/08/2014	McMahon Burnett Transport	Freight	396.45
19030	19/08/2014	Mobile Pest and Weed Control	Treatment to Bait Exterra Stations on Sites 1, 2 & 3 at Gwalia	700.95
19031	19/08/2014	Mukinbudin Agencies July 08	Dog Food	519.75
19032	19/08/2014	Multiple Trades and Maintenance	Plumbing at Parks around Shire and Public Toilets	3,015.09
19033	19/08/2014	Netlogic Information Technology	Remote Consulting	420.00
19034	19/08/2014	Office National Kalgoorlie	Monthly Copy Charges + Travel for Service	1,717.85
19035	19/08/2014	Penns Cartage Contractors	4 x Bundles of 100CC Barrier Fencing	598.40
19036	19/08/2014	Powerchill Electrical & Refrigeration	Relocate A/C at 11A Walton Street as per Energy Safe order	342.10
19037	19/08/2014	R F Crew	Refund of Rates P37/8068 & P39/4919	339.77
19038	19/08/2014	Redwave Media Pty Ltd	Advertising Costs - Golden Gift	415.80
19039	19/08/2014	RLG Mechanical Services	Quarterly Inspection of Airport Genset	468.62
19040	19/08/2014	Rylan Pty Ltd	Extra Kerb Repairs in Town of Leonora	2,063.99
19041	19/08/2014	Satellite Television & Radio Australia	50% Payment - Supply and Install 2.4m KU band satellite dish	6,118.75
19042	19/08/2014	Shire Of Leonora - General	Rates - 144 Gwalia Street	351.00
19043	19/08/2014	Shire Of Leonora - Rates	Rates 2014/15	37,702.96
19044	19/08/2014	Shire Of Leonora - Rent	Rates - 16 Cayzer Street	351.00
19045	19/08/2014	Sigma Chemicals	Chlorine for Pool	850.50
19046	19/08/2014	Skippers Aviation Pty Ltd	Flights for J Wilmot, S Butson & P Craig	1,874.00
			<b>Sub Total</b>	<b>\$138,697.71</b>

<b>Cheque</b>	<b>Date</b>	<b>Name</b>	<b>Item</b>	<b>Payment</b>
			<b>Balance Brought Forward</b>	<b>\$138,697.71</b>
19047	19/08/2014	Snap Osborne Park	Rates Notices - 6000	964.00
19048	19/08/2014	Squire Patton Boggs	Legal Fees - Department of Local Government and Communities & Native Title Watching Briefs	4,256.45
19049	19/08/2014	Tanya Browning -	Flights for Meetings in perth	455.00
19050	19/08/2014	Telstra	Phone/Internet Usage - July, 2014	4,888.68
19051	19/08/2014	Tennant Australia	Alternator for P568	568.61
19052	19/08/2014	The Central Hotel	Snack Food, Sandwiches and Soft Drinks for Seniors Lunch	231.00
19053	19/08/2014	The Sunday Times	Advertisement Escape Liftout	979.00
19054	19/08/2014	Threat Protect	Security Monitoring - August, 2014	332.86
19055	19/08/2014	Tjuma Pulka (Media) Aboriginal Corporation	Telstra Phone Line Connection - Reimbursement	155.00
19056	19/08/2014	Toll Fast	Freight	257.95
19057	19/08/2014	Toll Ipec Pty Ltd	Freight	401.94
19058	19/08/2014	Turbos WA Pty Ltd	Vehicle Repairs as required by Works Manager, P2221, P448, P2146, P2334 and P000	11,608.30
19059	19/08/2014	UHY Haines Norton	Accounting Service Fee - June, 2014 & IP Reporting Services	8,470.00
19060	19/08/2014	Visage Productions	Participation in OUR TOWN television series (50% Payment)	16,500.00
19061	19/08/2014	WA Country Health Service - Goldfields	Rental of Surgery and Consulting Rooms - June & July, 2014	834.76
19062	19/08/2014	WA Local Government Association	Advertising Tender 02/2014 + Annual Subscriptions	27,705.08
19063	19/08/2014	Water Corporation	Water Usage June - July, 2014	9,036.43
19064	19/08/2014	West Australian Newspapers Ltd	Advertising - Kalgoorlie Miner	415.50
19065	19/08/2014	Westland Autos No1 Pty Ltd	20,000Km Service - P6	363.45
19066	19/08/2014	WesTrac Pty Ltd	Parts for P000	191.30
19067	19/08/2014	Whitehouse Hotel	Meals and Drinks as requested	610.00
			<b>GRAND TOTAL</b>	<b>\$227,923.02</b>

**10.0 REPORTS OF OFFICERS**

**10.3 ENVIRONMENTAL HEALTH OFFICER/BUILDING SURVEYOR**

Nil

**11.0 NEW BUSINESS OF AN URGENT NATURE INTRODUCED BY DECISION OF THE MEETING.**

**A. ELECTED MEMBERS**

Nil

**B. OFFICERS**

Nil

**12.0 NEXT MEETING**

16<sup>th</sup> September, 2014 at 9:30am, in the Shire of Leonora Council Chambers.

**13.0 CLOSURE OF MEETING**

There being no further business, Shire Deputy President Cr RA Norrie declared the meeting closed at ***11:30am***