


SHIRE OF LEONORA



**MINUTES OF ORDINARY COUNCIL MEETING
HELD IN COUNCIL CHAMBERS, LEONORA
ON TUESDAY 20TH SEPTEMBER, 2022
COMMENCING AT 9:30AM.**

SHIRE OF LEONORA
ORDER OF BUSINESS FOR MEETING HELD
TUESDAY 20TH SEPTEMBER, 2022.

COLOUR**CODING**

	1	DECLARATION OF OPENING/ ANNOUNCEMENT OF VISITORS	4
	2	DISCLAIMER NOTICE	4
	3	COUNCIL MEETING INFORMATION NOTES	4
	4	ANNOUNCEMENTS FROM THE PRESIDING MEMBER	4
	5	RECORD OF ATTENDANCE / APOLOGIES / LEAVE OF ABSENCE	4
	5.1	ATTENDANCE	4
	5.2	APOLOGIES	4
	5.3	LEAVE OF ABSENCE	4
	6	DECLARATION OF INTEREST	5
	6.1	DECLARATIONS OF FINANCIAL INTEREST	5
	6.2	DECLARATIONS OF PROXIMITY INTEREST	5
	6.3	DECLARATIONS OF IMPARTIALITY INTEREST	5
	7	PUBLIC QUESTION TIME	5
	7.1	RESPONSE TO PREVIOUS PUBLIC QUESTIONS TAKEN ON NOTICE	5
	7.2	PUBLIC QUESTION TIME	5
White	8	CONFIRMATION OF MINUTES FROM PREVIOUS MEETING	5
	9	PRESENTATIONS	5
	9.1	PETITIONS	5
	9.2	PRESENTATIONS	5
	9.3	DEPUTATIONS	5
	9.4	DELEGATES REPORTS	6
	10	REPORTS	7
Orange	10.1	REPORTS OF COMMITTEES	6
Pink	10.2	CHIEF EXECUTIVE OFFICER REPORTS	7
	(A)	Changing Methods of Valuation of Land	7
	(B)	Community Grants	15
	(C)	Tender RFT 01/2023 - Road Grader	21
Blue	10.3	DEPUTY CHIEF EXECUTIVE OFFICER REPORTS	24

	(A) Monthly Financial Statements	24
	(B) Accounts for Payment	48
Green	10.4 ENVIRONMENTAL HEALTH OFFICER REPORTS	61
Yellow	10.5 ELECTED MEMBERS REPORTS	61
11	APPLICATIONS FOR LEAVE OF ABSENCE	61
12	MOTIONS OF WHICH PREVIOUS NOTICE HAS BEEN GIVEN	61
13	QUESTION FROM MEMBERS WITHOUT NOTICE	61
14	NEW BUSINESS OF AN URGENT NATURE INTRODUCED BY DECISION OF THE MEETING	62
	14.1 ELECTED MEMBERS	61
	14.2 OFFICERS	62
	(A) Nambi Village Housing	62
15	MEETING CLOSED TO PUBLIC	65
	15.1 MATTERS FOR WHICH THE MEETING MAY BE CLOSED	65
	15.2 PUBLIC READING OF RESOLUTIONS THAT MAY BE MADE PUBLIC	65
16	STATE COUNCIL AGENDA	65
17	NEXT MEETING	65
18	CLOSURE OF MEETING	65

1.0 DECLARATION OF OPENING / ANNOUNCEMENT OF VISITORS

1.1 The Shire President, Cr PJ Craig declared the meeting open at 9:30am.

1.2 Visitors or members of the public in attendance

Nil

2.0 DISCLAIMER NOTICE**3.0 COUNCIL MEETING INFORMATION NOTES****4.0 ANNOUNCEMENT FROM THE PRESIDING MEMBER**

Shire President, Cr PJ Craig made the following announcements:

- Attended Northern Goldfields Working Group Meeting 16th September, 2022. First meeting held since April 2022. Menzies have withdrawn their interest in participating in the Goldfields Tourism Development Proposal, with no explanation provided.
- Attended Golden Quest Discovery Trail Meeting on 16th September, 2022.
- Attended an AGO Meeting. \$11,500 is the cost of membership, and the City of Kalgoorlie-Boulder, and Shire of Coolgardie are joining. The AGO plan to do advertising etc to promote the areas participating in this organisation.
- Travelled to Winton to attend a 2 day Meeting hosted by Winton Shire. Would like to thank Winton Shire for their hospitality.
- During travel through Northern Territory and Queensland, it was noticeable how these states are moving ahead with their sealed roads in relation to Western Australia's progress. Overall a good trip, and had a good opportunity to catch up with people as well as investigate movement of trucks, livestock and other vehicles out that way.

5.0 RECORD OF ATTENDANCE / APOLOGIES / LEAVE OF ABSENCE**5.1 Attendance**

President (Chairperson)

PJ Craig

Deputy President

RA Norrie

Councillors

RM Cotterill

AM Moore

AE Taylor

LR Petersen

Chief Executive Officer

JG Epis

Deputy Chief Executive Officer

L Trevenen

5.2 Apologies

Councillor

F Harris

5.3 Leave of Absence

Nil

6.0 DECLARATION OF INTEREST

6.1 Declaration of Financial Interest
Nil

6.2 Declaration of Proximity Interest
Nil

6.3 Declaration of Impartiality Interest
Nil

7.0 PUBLIC QUESTION TIME

7.1 RESPONSE TO PREVIOUS PUBLIC QUESTIONS TAKEN ON NOTICE
Nil

7.2 PUBLIC QUESTION TIME
Nil

8.0 CONFIRMATION OF MINUTES FROM PREVIOUS MEETING**COUNCIL DECISION**

Moved: Cr RA Norrie

Seconded: Cr AM Moore

That the minutes of the Ordinary Council Meeting held on 16 August, 2022 be confirmed.

CARRIED (6 VOTES TO 0)

9.0 PRESENTATIONS

9.1 Petitions
Nil

9.2 Presentations
Nil

9.3 Deputations
Nil

9.4 Delegates Reports

Nil

10.0 REPORTS

10.1 REPORTS OF COMMITTEES

Nil

10.0 REPORTS**10.2 CHIEF EXECUTIVE OFFICER REPORTS****10.2.(A) CHANGING METHODS OF VALUATION OF LAND**

SUBMISSION TO:	Ordinary Council Meeting Meeting Date: 20th September 2022
AGENDA REFERENCE:	10.2.(A) SEP 22
SUBJECT:	Changing Methods of Valuation of Land
LOCATION/ADDRESS:	Goldfields Highway (M37/457)
NAME OF APPLICANT:	Shire of Leonora
FILE REFERENCE:	17.3
AUTHOR, DISCLOSURE OF ANY INTEREST AND DATE OF REPORT	
NAME:	Glenn Bone
OFFICER:	Project Officer
INTEREST DISCLOSURE:	Nil
DATE:	24th August 2022
SUPPORTING DOCUMENTS:	1. Red5 Submission re: Proposed Gross Rental Valuation of Rating of Mining Tenement ↓

BACKGROUND

In the past, council has agreed to the principle of applying 'spot rating' to accommodation villages of various mining sites.

At the meeting held on 17 May 2022, Council commenced the process for a Change of Method of Valuation and accordingly resolved at Item 10.2.(A)

- That Council commence formalities for changing the method of valuation for the accommodation village and associated infrastructure located on M 37/457 – Greenfield Resources (WA) Pty Ltd.

CONSULTATION

As a compliance requirement to the DLGSC Rating Policy – Valuation of Land – Mining, a letter explaining Council's proposal was forwarded to Greenfield Resources (WA) Pty Ltd following the 17 May 2022 Council meeting. The policy stipulates that the holder is to be given at least 28 days after receiving the information to make submissions to the local government on the proposal.

As a final point and to put the matter beyond all doubt for compliance with the Department's guidelines, the consultation advice of the Shire's GRV rating intentions were sent on 17 May 2022 (electronically) to the company mentioned above. As a period of at least 28 days from receipt of the Shire's correspondence is to be allowed for the lodgement of submissions, the closure time was set at 4.30 pm on Friday 24 June 2022. However, the company sought and were granted a 14 day extension, meaning a new deadline of submissions being 8 July 2022.

Red 5 Limited as the parent company duly lodged a submission on 7 July 2022. The company point out that Greenstone and Darlot Mining Company Pty Ltd are both wholly owned subsidiaries of Red 5 Limited which owns and operates two gold mining operations in the Eastern Goldfields.

While the full text of Red 5 Limited submission is attached for Council's consideration, the main points are summarised below:

- Capital investment by the company since 2017 exceeds \$440m.
- The creation of over 450 jobs.
- Expenditure of approximately \$130m to redevelop the King of the Hills open pit, construction of a stand-alone processing facility and accommodation village.
- In regards to the accommodation village the company makes the following comments:
 - The village accommodates 380 persons (not 450 as noted in the GRV proposal).
 - Red 5 requests a specific explanation on the assessment of the \$1.05m notional GRV.

In regards to the accommodation village queries, the following responses are now provided:

- Accommodation – The Building Application block plan consisted of 112 four bedroom units giving a capacity of 448 (not 450). However a site inspection on 8 August revealed only 96 dongas were actually installed providing a capacity of 384 persons.
- Notional GRV – Essentially, Stephen Fern at Landgate is standing by his valuation of \$1.05m for the King of the Hills village. His explanation is as follows:

In accordance with the Valuation of Land Act, GRV properties for which rental evidence does not exist is determined at 5% of the value of the land and improvements, whereby the latter is determined by the depreciated replacement cost. As stated in the letter from Red 5 Limited, the King of the Hills village cost \$18m, which is very similar to my estimate. Add adopted land value of \$1,200,000 = \$19,200,000, then add 10% GST (which is required to be included) = \$21,120,000 total value. 5% of \$21,120,000 = \$1,056,000 GRV (rounded down to \$1,050,000 indicative GRV).

Lastly and in regards to Red 5 Limited considerable expenditure in the Eastern Goldfields for exploration, development and mining since 2017, the Shire respectively observes that all mining ventures have significant outlays roughly proportional to the scope of their operations. The Shire is certainly impressed by the size of their investment towards their corporate goal of a successful and profitable gold mining venture.

The King of the Hills will be the eighth mining village within the Shire of Leonora to be placed under the GRV rating umbrella and will sit comfortably in second place behind the sizable Agnew operation.

The unfortunate outcome is that rating is a tax and the Shire is bound by those same principles as the Minister's determinations pursuant to section 6.28(1) of the *Local Government Act 1995*. Those principles are the key values of:

- Objectivity
- Fairness and Equity
- Consistency
- Transparency and Administrative Efficiency

The Shire's position is that it needs to observe these key values with consistency and it is therefore the local government's desire to implement GRV rating of the King of the Hills mining village in the same manner as has been done for the previous seven mining villages within the Shire of Leonora.

COMMENT

The principal details relevant to the change of method of valuation for part of M 37/457, are set out below:

PROPOSED CHANGE OF METHOD OF VALUATION OF LAND:Greenstone Resources (WA) Pty LtdProperty Details:

Assessment 3694	M 37/457
Name	King of the Hills
Location	Goldfields Highway, 30km north of Leonora

Improvements:

Accommodation Village	Accommodates up to 384 persons
Mine Life	King of the Hills – 16 years

Valuation System

Current UV rating for M 37/457 (A.3694)	\$11,857.50 (2022/2023 rates for the whole of the tenement area)
Proposed GRV (notional) – village	\$1,050,000
Notional 2022/23 rating (without phase-in)	\$74,130 (full year)
Estimated Effective Date	1 November 2022 (rates would be pro-rata)

Similar Properties:

Currently there are six other mining operations in the Shire that are subject to GRV 'spot rating'. In addition, a further mining camp is located within the Leonora town site.

Phase-in Consideration:

Any proposal for a change of method of valuation should also include consideration as to whether there should be a phase-in of the intended change. As mentioned elsewhere, Schedule 6.1 enables a local government to phase-in the impact of the change over a period of three years.

In practical terms, such a move would ameliorate the financial impact on the King of the Hills operation quite considerably. Instead of being faced with the total impact immediately, the extra cost would be borne progressively by one third in Year 1, two thirds in Year 2 and finally, the full impact in Year 3. This would result in the operators saving approximately one year's impact of the new rating impost over the triennium.

From the Shire's point of view, the cost (reduced income) of a phase-in for the King of the Hills accommodation village based on 2021/22 notional Year 1 full rating, would be more than \$74,130 over the triennium.

A further dissuasion to the use of the phase-in approach also arises due to the 12-month embargo on capital improvements, as entrenched in the Government's policy. Consequently, the implementation of the phase-in approach would indeed equate to the loss of about one year's impact of the new rating impost, plus of course the loss of at least a further 12 months rates portion imposed because of the embargo. The rating principle pursued by the Shire over several decades with each of the other mining camps (prior to the current policy), has been to consistently apply the full rating capacity from the outset.

Consequently, to allow a further concession on potential rating income would of course add to the issue of equity being applied across the board.

For the reasons stated above, it is considered the phase-in approach should not be used on this occasion.

STATUTORY ENVIRONMENT

Local Government Act 1995

Section 6.28 – Stipulates that the Minister for Local Government is responsible for determining the method of valuation of land to be used by a local government as the basis for a rate.

In determining the method of valuation, the Minister is to have regard to the general principle that the basis for a rate is to be:

- Where the land is used predominately for rural purposes, the UV of the land; and
- Where the land is used predominately for non-rural purposes, the GRV of the land.

Section 6.31 – Enables a local government to phase-in valuations in accordance with the provisions of Schedule 6.1.

Schedule 6.1(2) – Deals with phasing-in of valuations where a determination is made by the Minister under section 6.28 to change the method of valuing land from UV to GRV. A local government may phase-in the impact (cost) of the change over a three-year period.

POLICY IMPLICATIONS

Council has no policies in respect to this matter.

Minister for Local Government – Valuation of Land - Mining

FINANCIAL IMPLICATIONS

Currently the land on which the King of the Hills accommodation village is located, is rated on unimproved valuations. This takes no account of the infrastructure sitting on the land. A change to GRV will provide an increase in rate revenue when the infrastructure is brought to account.

Notional values are now to hand and on a rating basis over 2022/23, the following income gain can be calculated:

King of the Hills accommodation village (M 37/457) \$1,050,000 @7.06c rate in the dollar (2021/22) = \$74,130.

On the expenditure side, there are some minor upfront costs. The first relates to the survey of the relevant site to enable a formal description of the rating area in the *Government Gazette* following the Minister's approval.

Fortunately, the survey cost for the King of the Hills village will be markedly different to that experienced in the past for previous applications to the Minister. This arises because Landgate – Property & Valuations is now able to provide this service at around \$600 per description.

Later, there will be a further cost from Landgate – Property & Valuations in respect to the provision of a formal GRV. It is not known what this cost will be.

STRATEGIC IMPLICATIONS

The change in method of valuation for the new mining village will enable the Shire to maintain consistency in its rating approach of similar ventures.

RECOMMENDATIONS

That Council having considered the submission submitted by Red 5 Limited in accordance with the provisions of section 6.28 of the *Local Government Act 1995*, prepare an application to the Minister for Local Government, Sporting and Cultural Industries, to change the basis of rating from Unimproved Values to Gross Rental Values, for the following mining operation:

- Greenfield Resources (WA) Pty Ltd
- King of the Hills accommodation village – Part of M 37/457 (Ass 3694) – with effect from 1 November 2022, or thereabouts.
- Technical Description:

All that portion of land being part of Lot 63, as shown on Deposited Plan 238486 starting from a point at coordinate 324800.0 metres East, 6828100.0 metres North (MGA2020 Zone 51) and extending easterly 74 degrees, 3 minutes, 17 seconds, 728.01 metres; thence southeasterly 153 degrees, 26 minutes, 6 seconds, 1341.64 metres; thence westerly 270 degrees, 0 minutes, 0 seconds, 1100.0 metres; thence northerly 0 degrees, 0 minutes, 0 seconds, 650.0 metres; thence northwesterly 330 degrees, 15 minutes, 18 seconds, 403.11 metres to the starting point.

Approximate Area: 96.5 hectares

VOTING REQUIREMENT

Simple Majority

COUNCIL DECISION

Moved: Cr AM Moore

Seconded: Cr RM Cotterill

That Council having considered the submission submitted by Red 5 Limited in accordance with the provisions of section 6.28 of the *Local Government Act 1995*, prepare an application to the Minister for Local Government, Sporting and Cultural Industries, to change the basis of rating from Unimproved Values to Gross Rental Values, for the following mining operation:

- Greenfield Resources (WA) Pty Ltd
- King of the Hills accommodation village – Part of M 37/457 (Ass 3694) – with effect from 1 November 2022, or thereabouts.
- Technical Description:

All that portion of land being part of Lot 63, as shown on Deposited Plan 238486 starting from a point at coordinate 324800.0 metres East, 6828100.0 metres North (MGA2020 Zone 51) and extending easterly 74 degrees, 3 minutes, 17 seconds, 728.01 metres; thence southeasterly 153 degrees, 26 minutes, 6 seconds, 1341.64 metres; thence westerly 270 degrees, 0 minutes, 0 seconds, 1100.0 metres; thence northerly 0 degrees, 0 minutes, 0 seconds, 650.0 metres; thence northwesterly 330 degrees, 15 minutes, 18 seconds, 403.11 metres to the starting point.

Approximate Area: 96.5 hectares

CARRIED (6 VOTES TO 0)



ABN 73 068 647 610

Telephone: +61 8 9322 4455
Facsimile: +61 8 9481 59507th July 2022

Mr J G Epis
Chief Executive Officer
Shire of Leonora
PO Box 56
LEONORA WA 6438

Email: ceo@leonora.wa.gov.au

Dear Sir,

RE: MINING LEASE 37/457 – PROPOSED GROSS RENTAL VALUATION OF RATING OF MINING TENEMENT (ACCOMMODATION VILLAGE)

We refer to your letter of 17th May 2022 to Greenstone Resources (WA) Pty Ltd, concerning your Shire's intention to seek a change of method of valuation of the King of the Hills (KoTH) mine site accommodation village located on the above lease and your recent communications with our tenement managers Austwide Mining Title Management. We appreciate the opportunity to make a submission in respect to the proposed method for change of valuation and provide the following for your consideration.

Greenstone and Darlot Mining Company Pty Ltd are both wholly owned subsidiaries of Red 5 Limited which owns and operates two gold mining operations in the Eastern Goldfields. The company is currently mining underground at Darlot and has recently commenced production at King of the Hills (KotH) which is expected to have an initial 16 year mine life.

Red 5 has made a significant investment in exploration, development and mining since acquiring the King of the Hills and Darlot projects in 2017. Total capital investment over this period exceeds \$440 million, with significant expenditure incurred during the construction and development of bulk mining operations at KotH.

The company has made and continues to make an important contribution to the economic growth and development of the Goldfields region of Western Australia. Direct benefits include the creation of over 450 new jobs and employment opportunities. Red 5 has been successful in attracting highly skilled labour to the state, with supporting manufacturing, equipment and service activities adding further to income and employment within the Shire.



PO Box 1911 West Perth 6872
Western Australia, Australia

ABN 73 068 647 610

Telephone: +61 8 9322 4455
Facsimile: +61 8 9481 5950

Red 5 has recently undergone significant growth in mining capacity, underpinned by the commencement of a bulk mining operation at King of the Hills. Red 5 has spent upwards of \$130 million redeveloping the open pit and facilitating the construction of a stand-alone processing facility and accommodation village.

The development of social infrastructure, including road upgrades, has had a direct, positive impact on local communities and has provided significant employment opportunities within the Shire of Leonora. Expenditure by Red 5 on the recent upgrade of Darlot Road exceeds \$2 million and has tangible benefits to the Shire, miners, explorers, pastoralists, and other road users who utilise this major access route to the Goldfields Highway. Red 5 can also demonstrate positive social impacts through engagement with local stakeholders, including pastoral lease holders and regulatory bodies, which have facilitated improved pastoral lease and environmental practices within the Shire of Leonora.

For the last financial year Red 5 paid annual shire rates in the order of \$465,000 to the Shire of Leonora. Included in this amount were rates of \$31,434.40 for the Darlot Mine Camp situated on Mining Lease 31/155 which is currently assessed on a gross rental valuation of \$444,000.

The King of the Hills village, built at a capital cost of \$18 million, is a 380 room facility (not 450 rooms as specified in the Proposed GRC Rating) consisting of 96 transportable dongas and eight laundries. The complex includes an administration building, ablutions, kitchen and recreational facilities for employees and contractors. The village was partially completed with 80 of the 380 room and central facilities in use from 15th February 2021 and substantially completed and fully in use from 1st July 2021.

Whilst Red 5 Ltd accepts the Shire's plan to change the method of valuation for the portion of Mining Lease 37/457 subject to the accommodation village, we note that the Minister's determination under sections ss. 6.28 and 6.29 clearly states under the section headed Key Values:

The Minister's determinations under section 6.28(1) will be made consistently with the key values of objectivity, fairness and equity, consistency, transparency and administrative efficiency.

Red 5 is requesting a specific explanation from both the Council and the Valuer-General's office on how it has assessed the Gross Rental Valuation (GRV) for a remote, transportable accommodation village to be \$1.05M. The policy document defines GRV as the annual rental amount the property may reasonably be expected to earn if it was rented to a tenant from year to year. Red 5 does not accept an estimation of the value of the accommodation village based on comparable mine accommodation facilities in the region and does not accept a GRV of \$1.05M without further details of how this estimation was derived by the Valuer General. The KotH facility is situated approximately 20km north of Leonora where it is devoid of community amenities and receives no additional benefits from the Shire.



ABN 73 068 647 610

Telephone: +61 8 9322 4455
Facsimile: +61 8 9481 5950

Red 5 takes its social responsibility seriously and accepts the Shire's proposal for the gross rental valuation of the facility subject to the process being fair and reasonable. The current notional valuation is excessive and Red 5 believes the GRV should be adjusted to a value consistent with what a reasonable rental valuation would be for a remote and transportable accommodation village.

The company looks forward to a continuing good working relationship with the Shire and we welcome the opportunity to meet with you and representatives of the Valuer General's office to discuss this matter or extend an invitation to visit the new King of the Hills mine site.

Do not hesitate to contact me should you have any queries or require further information in support of this submission.

Yours faithfully,



Neal Valk

General Manager

Red 5 Limited
PO Box 1911 WA 6872

Email: neal.valk@red5ltd.com

cc Hon John Carey MLA
Minister for Housing, Lands; Homelessness; Local Government;
Email: Minister.Carey@dpc.wa.gov.au

Cc Hon Bill Johnston MLA
Minister for Mines and Petroleum; Energy, Corrective Services and Industrial Relations;
Email: Minister.Johnston@dpc.wa.gov.au

10.0 REPORTS**10.2 CHIEF EXECUTIVE OFFICER REPORTS****10.2.(B) COMMUNITY GRANTS**

SUBMISSION TO:	Ordinary Council Meeting Meeting Date: 20th September 2022
AGENDA REFERENCE:	10.2.(B) SEP 22
SUBJECT:	Community Grants
LOCATION/ADDRESS:	Leonora
NAME OF APPLICANT:	N/A
FILE REFERENCE:	Grants Leonora.Leinster 11.16
AUTHOR, DISCLOSURE OF ANY INTEREST AND DATE OF REPORT	
NAME:	James Gregory Epis
OFFICER:	Chief Executive Officer
INTEREST DISCLOSURE:	Nil
DATE:	13th September 2022
SUPPORTING DOCUMENTS:	Nil

BACKGROUND

In the past, the Shire of Leonora has made an annual financial contribution of \$80,000.00 directly to community and sporting organisations at both Leinster and Leonora. The following flyer was distributed within both the Leonora and Leinster Communities during July-September, 2022.

GRANT:	Assisting Your Community
PROVIDER:	Shire of Leonora
CLOSES:	9 th September, 2022
FUNDING POOL:	\$40,000.00 Leonora Community \$40,000.00 Leinster Community
FUNDING ALLOCATION:	Maximum \$10,000 – Minimum \$500.00
PURPOSE:	To provide the additional resources often needed by community groups to develop their own projects and find their own ways of getting people to work together for the common goal of promoting and benefitting the whole community.

ACTIVITIES SUPPORTED:

- Development Projects
 - Talent identification and development
 - Developing sport and recreation within the community
 - Creating school-community links
 - Skill development clinics

- Coaches/officials course
- Participation Projects
 - Outdoor and indoor recreation
 - Community participation
 - Annual events at local level
 - Introduction of new competitions
- Community Service Groups

WHO CAN APPLY:

To be eligible for funding, organisations must be:

- Not for profit
- Incorporated
- Community Based

Community organisations which are not incorporated should approach an incorporated, community-based organisation to auspice the project.

Since the 1st July, 2006 the following organisations/clubs at Leinster have been allocated \$720,000.00, details below.

Leinster District Race Club Inc	\$ 117,704.00
Leinster Golf Club	\$ 107,034.00
Leinster Sports & Recreation Association	\$ 77,073.00
Leinster Community Day Care	\$ 75,310.00
Leinster Community Library	\$ 65,550.00
Leinster Community Resource Centre	\$ 37,185.00
Leinster Residents Association	\$ 35,000.00
Leinster Drive-In	\$ 33,481.00
Leinster Play Group	\$ 29,750.00
Leinster St John Ambulance	\$ 29,500.00
Leinster Craft Group	\$ 28,250.00
Leinster P & C Association	\$ 24,895.00
Leinster Community School	\$ 13,913.00
Leinster's 40th Anniversary	\$ 10,000.00
Leinster Charity Ball	\$ 6,000.00
Leinster Junior Football	\$ 5,500.00
Leinster Toy Library	\$ 5,000.00
Leinster Blue Light	\$ 5,000.00
Northern Goldfields Sport	\$ 4,000.00
Leinster Community Ball	\$ 3,000.00
Leinster Swimming Club	\$ 2,500.00
Leinster Kinder Gym	\$ 2,355.00
Laverton Sports Club	\$ 2,000.00
TOTAL	<u>\$ 720,000.00</u>

Since the 1st July, 2006 the following organisations/clubs at Leonora have been allocated \$720,000.00, details below.

Leonora Bush Mission	\$ 67,200.00
Leonora Clay Target Club	\$ 57,271.00
Walkatjurra Cultural Centre	\$ 55,428.00
Leonora Rifle Club	\$ 49,197.00
Leonora Race Club	\$ 44,872.00
Leonora St John Ambulance	\$ 41,830.00
Leonora Information Centre/Library	\$ 35,398.00
Leonora Community Resource Centre	\$ 32,111.00
Leonora Golf Club	\$ 24,500.00
Leonora RSL Branch	\$ 22,828.45
Leonora Auskick	\$ 21,190.00
Leonora Child Care Centre	\$ 21,105.00
Leonora Basketball (Local)	\$ 20,940.00
Leonora Aquatic Centre	\$ 17,905.00
Leonora P&C Association	\$ 17,290.00
Leonora Bowls Club	\$ 16,402.00
Leonora Nyunnga-gu Women's Group	\$ 11,900.00
Leonora Recreation Centre	\$ 11,307.00
Gwalia Reference Group	\$ 10,605.00
Tjupan Ngalia Tribal Land Council	\$ 10,100.00
Leonora Senior Football Club (Kambalda)	\$ 10,000.00
Leonora Youth Services	\$ 10,000.00
Marlarthunda Aboriginal Corporation	\$ 10,000.00
Redd Horizons (Life Skills Program)	\$ 9,260.00
YMCA Goldfields Leonora	\$ 7,500.00
Leonora Milo IN2 Program	\$ 7,025.00
Leonora District High School	\$ 7,000.00
Leonora Junior Football	\$ 6,500.00
Leonora Motocross	\$ 6,500.00
Leonora Pilates Group	\$ 6,470.00
Leonora Police Rangers	\$ 6,000.00
Leonora Adventurer's Anonymous (Dungeons & Dragons)	\$ 5,877.00
Mindful Hearts	\$ 5,638.00
Leonora Community Xmas Group	\$ 5,000.00
Leonora Junior Tennis	\$ 5,000.00
Leonora Health Service	\$ 4,532.55
Redd Horizons (Tutoring Program)	\$ 4,000.00
Leonora Drug Action Group	\$ 3,268.00
Leonora Community Guitar Lessons	\$ 3,000.00
Tower Street Times	\$ 2,600.00

Aboriginal Football Training Squad	\$	2,000.00
Leonora WA Country Health Service	\$	1,450.00
Leonora Kindy Gym	\$	1,000.00
Leonora Playgroup	\$	1,000.00
TOTAL	\$	<u>720,000.00</u>

When applications for funding closed on the 9th September, 2022 the following community groups and sporting organisations had expressed an interest in the available funding.

LEINSTER

Leinster P&C Association	\$	10,000.00
Leinster Community Day Care	\$	10,000.00
Leinster Sports & Recreation Association	\$	9,745.00
Leinster Playgroup	\$	6,150.00
Leinster District Race Club	\$	5,000.00
Leinster Golf Club	\$	3,671.25
TOTAL	\$	<u>44,566.25</u>

LEONORA

Country Health – Leonora	\$	10,000.00
Leonora Art Prize	\$	10,000.00
Leonora Extended Shooters Club	\$	10,000.00
Leonora Racing Club	\$	10,000.00
Ngalia Heritage Research Council	\$	10,000.00
Stephen Michael Foundation	\$	10,000.00
Leonora Bowls Club	\$	5,000.00
Leonora Bush Mission	\$	5,000.00
Leonora Early Learning Centre	\$	5,000.00
Leonora Information Centre	\$	3,000.00
TOTAL	\$	<u>78,000.00</u>

For Leonora, the total amount of funding sought exceeds the funding pool by \$38,000.00. All requests for funding have been reduced by 50%.

For Leinster, the total amount sought exceeds the funding pool by \$4,566.25. So that everyone gets a bite of the cherry, the top three funding requests have been reduced by about 10% to match the funding pool.

Even though all projects above would be of great benefit to both communities, not all projects can be fully funded.

I can only offer the support and assistance of the Shire of Leonora in sourcing funds elsewhere for those projects not fully funded.

STATUTORY ENVIRONMENT

Section 3.1 of the *Local Government Act 1995* states that “the general function of a Local Government is to provide for the good government of persons in its district”.

POLICY IMPLICATIONS

There are no policy implications resulting from the recommendation of this report

FINANCIAL IMPLICATIONS

An amount of \$80,000.00 is contained within the current budget for expenditure as detailed

STRATEGIC IMPLICATIONS

To provide the additional resources often needed by community groups and sporting organisations to develop their own projects and to find ways of getting people to work together for the common goal of promoting and benefitting the whole community.

RECOMMENDATIONS

That Council approve the allocation of funding to the following sporting groups/organisations:

LEINSTER

Leinster P&C Association	\$	8,500.00
Leinster Community Day Care	\$	8,500.00
Leinster Sports & Recreation Association	\$	8,178.75
Leinster Playgroup	\$	6,150.00
Leinster District Race Club	\$	5,000.00
Leinster Golf Club	\$	3,671.25
TOTAL	\$	<u>40,000.00</u>

LEONORA

Country Health – Leonora	\$	5,000.00
Leonora Art Prize	\$	5,000.00
Leonora Extended Shooters Club	\$	5,000.00
Leonora Racing Club	\$	5,000.00
Ngalia Heritage Research Council	\$	5,000.00
Stephen Michael Foundation	\$	5,000.00
Leonora Bowls Club	\$	2,500.00
Leonora Bush Mission	\$	2,500.00
Leonora Early Learning Centre	\$	2,500.00
Leonora Information Centre	\$	2,500.00
TOTAL	\$	<u>40,000.00</u>

VOTING REQUIREMENT

Simple Majority

COUNCIL DECISION**Moved: Cr RM Cotterill****Seconded: Cr AM Moore**

That Council approve the allocation of funding to the following sporting groups/organisations:

LEINSTER

Leinster P&C Association	\$	8,500.00
Leinster Community Day Care	\$	8,500.00
Leinster Sports & Recreation Association	\$	8,178.75
Leinster Playgroup	\$	6,150.00
Leinster District Race Club	\$	5,000.00
Leinster Golf Club	\$	3,671.25
TOTAL	\$	<u>40,000.00</u>

LEONORA

Country Health – Leonora	\$	5,000.00
Leonora Art Prize	\$	5,000.00
Leonora Extended Shooters Club	\$	5,000.00
Leonora Racing Club	\$	5,000.00
Ngalia Heritage Research Council	\$	5,000.00
Stephen Michael Foundation	\$	5,000.00
Leonora Bowls Club	\$	2,500.00
Leonora Bush Mission	\$	2,500.00
Leonora Early Learning Centre	\$	2,500.00
Leonora Information Centre	\$	2,500.00
TOTAL	\$	<u>40,000.00</u>

CARRIED (6 VOTES TO 0)

10.0 REPORTS**10.2 CHIEF EXECUTIVE OFFICER REPORTS****10.2.(C) TENDER RFT 01/2023 - ROAD GRADER**

SUBMISSION TO:	Ordinary Council Meeting Meeting Date: 20th September 2022
AGENDA REFERENCE:	10.2.(C) SEP 22
SUBJECT:	Tender RFT 01/2023 - Road Grader
LOCATION/ADDRESS:	Leonora
NAME OF APPLICANT:	Shire of Leonora
FILE REFERENCE:	Plant Tenders 10.5
AUTHOR, DISCLOSURE OF ANY INTEREST AND DATE OF REPORT	
NAME:	James Gregory Epis
OFFICER:	Chief Executive Officer
INTEREST DISCLOSURE:	Nil
DATE:	15th September 2022
SUPPORTING DOCUMENTS:	1. Tender RFT 01/2023 Road Grader - Specifications ↓

BACKGROUND

In accordance with Council Plant/Vehicle replacement policy, tenders were called on the 20th August, 2022 for a road grader, including the trade in or outright sale of a 2016 John Deere 670G road Grader. An advertisement appeared in the Kalgoorlie Miner on that day. The public notice was also detailed on Council's website under Tenders. Tenders closed at 4:00pm Monday 5th September, 2022. Tenders were opened by authorised officers after the closing time.

A copy of specifications provided is attached.

Tenders received are listed in the table below:

Name/Company	Grader Model	Supply Price ex GST	Trade/Purchase Price ex GST	NET ex GST
AFGRI	John Deere 670G	\$501,000.00	\$155,000.00	\$346,000.00
Westrac Pty Ltd	Cat 140	\$476,721.55	\$120,000.00	\$356,721.55
OneTrack	Hidromek HMK600MG	\$525,353.00	No Trade Tendered	\$525,323.00

Tenders were assessed giving consideration to price, experience, and serviceability.

STATUTORY ENVIRONMENT

Local Government (Functions and General) Regulations 1996 section 11 states that tenders are to be publicly invited before a Local Government enters into a contract for another person to supply goods or services if the consideration under the contract is expected to be worth more than \$250,000.00.

POLICY IMPLICATIONS

In accordance with Council Policy to replace:

- graders/Loaders every 5 years;
- trucks every 4 years;
- other light vehicles (except administration vehicles) every 2 years or 40,000km; and
- administration vehicles every year or 20,000km.

FINANCIAL IMPLICATIONS

Expenditure for this item of plant, the subject of this report, is included in the current budget.

STRATEGIC IMPLICATIONS

There are no strategic implications resulting from the recommendation of this report

RECOMMENDATIONS

That Council

1. Accept the tender from AFGRI for the supply of one 670G John Deere Grader for the sum of \$501,000.00 ex GST.
2. Not accept the trade in offered by both tenderers.

VOTING REQUIREMENT

Simple Majority

COUNCIL DECISION

Moved: Cr RA Norrie

Seconded: Cr RM Cotterill

That Council

1. Accept the tender from AFGRI for the supply of one 670G John Deere Grader for the sum of \$501,000.00 ex GST.
2. Accept the trade-in offer from AFGRI for the 2016 John Deere 670C Grader of \$155,000.00 excluding the GST

CARRIED (6 VOTES TO 0)



TENDER RFT 01/2023 ROAD GRADER

SPECIFICATIONS FOR ROAD GRADER

- 140 KW +ENGINE, 14 FOOT MOULDBOARD, APPROX 20 TONNE MACHINE
- CAPABLE OF OPERATING AT A THIRD GEAR HORSEPOWER RATING OF 195HP
- AUSTRALIAN COMPLIANT AIRCONDITIONED ROPS CABIN
- QUALITY CD/RADIO WITH AUXILLARY INPUT AND BLUETOOTH
- UHF 40 CHANNEL TWO WAY RADIO
- 12 VOLT OUTLET, HD SEAT COVER
- LED FLASHING LIGHT (NOT STROBE TYPE)
- ANY SOFTWARE OR COMS LEADS REQUIRED FOR FAULT DIAGNOSES
- REVERSE FAN
- REAR MOUNTED RIPPERS AND 50MM RINGFEEDER, SIDE MOUNTED TYRE CARRIER (FITS ON RIPPER FRAME) INCLUSIVE OF ALL HYDRAULICS AND HAND PUMP
- AIR COMPRESSOR AND STORAGE TANK ON MACHINE CAPABLE OF ACTIVATING AIR TRAILER BRAKES, WITH LIVE SUPPLY+ TREADLE SUPPLY (HYDRAULIC OR CRANK DRIVEN)
- MALE AND FEMALE TRUCK TYPE AIR FITTINGS TO REAR OF MACHINE
- NITTO TYPE FEMALE AUXILLARY AIR OUTLET CONVENIENTLY LOCATED
- LARGE 7 PIN UTILUX FEMALE TRAILER LIGHTS SOCKET TO REAR OF MACHINE
- STEEL BELTED RADIAL TYRES+ SPARE (1400/24)
- TWIN 8KG AUTO LUBE SYSTEM
- WESTERN AUSTRALIAN ROAD REGISTRATION TO JULY 31 (SHIRES COMMON EXPIRY)
- PLEASE PROVIDE PRICING FOR AVAILABLE OPTIONS SUCH AS GRADE CONTROL
- GPS MONITORING CAPABILITY
- CURRENT FIELD SERVICE CHARGES AND INDICATIVE RESPONSE TIME
- SIGNWRITING TO BONNET DOORS
- QUALITY SLOPE METER
- 4 YEAR 8,000 HOUR WARRANTY
- PLEASE ALLOW FOR DELIVERY TO SHIRE OF LEONORA

TRADE OR OUTRIGHT PURCHASE MACHINE

2016 JOHN DEERE 670G, 1DW670GXTGD674407

REGISTRATION NO: L2396 APPROX 9,400 HRS, 14 FOOT BLADE,
MACHINE IS IN GOOD CONDITION

TRADE MACHINE CAN BE INSPECTED OPERATING AT LOCATION ARRANGED THROUGH JOHN OXLEY MANAGER WORKS AND SERVICES ON MOBILE 0428 376 154 MONDAY TO FRIDAY 8:00AM TO 4:30PM.

10.0 REPORTS**10.3 DEPUTY CHIEF EXECUTIVE OFFICER REPORTS****10.3.(A) MONTHLY FINANCIAL STATEMENTS**

SUBMISSION TO:	Ordinary Council Meeting Meeting Date: 20th September 2022
AGENDA REFERENCE:	10.3.(A) SEP 22
SUBJECT:	Monthly Financial Statements
LOCATION/ADDRESS:	Nil
NAME OF APPLICANT:	Nil
FILE REFERENCE:	Nil
AUTHOR, DISCLOSURE OF ANY INTEREST AND DATE OF REPORT	
NAME:	Lee-Anne Trevenen
OFFICER:	Deputy Chief Executive Officer
INTEREST DISCLOSURE:	Nil
DATE:	15th September 2022
SUPPORTING DOCUMENTS:	1. Monthly Financial Statements - 31st August, 2022 ↓

BACKGROUND

In complying with the Local Government Financial Management Regulations 1996, a monthly statement of financial activity must be submitted to an Ordinary Council meeting within 2 months after the end of the month to which the statement relates. The statement of financial activity is a complex document but gives a complete overview of the “cash” financial position as at the end of each month. The statement of financial activity for each month must be adopted by Council and form part of the minutes.

It is understood that parts of the statement of financial activity have been submitted to Ordinary Council meetings previously. In reviewing the Regulations the complete statement of financial activity is to be submitted, along with the following reports that are not included in the statement.

Monthly Financial Statements for the month ended 31st August, 2022 consisting of:

- (a) Compilation Report
- (b) Statement of Financial Activity – 31st August, 2022
- (c) Material Variances – 31st August, 2022

STATUTORY ENVIRONMENT***Part 4 — Financial reports— s. 6.4******34. Financial activity statement report – s. 6.4******(1A) In this regulation —***

committed assets means revenue unspent but set aside under the annual budget for a specific purpose.

34. (1) *A local government is to prepare each month a statement of financial activity reporting on the revenue and expenditure, as set out in the annual budget under regulation 22(1)(d), for that month in the following detail —*
- (a) annual budget estimates, taking into account any expenditure incurred for an additional purpose under section 6.8(1)(b) or (c);*
 - (b) budget estimates to the end of the month to which the statement relates;*
 - (c) actual amounts of expenditure, revenue and income to the end of the month to which the statement relates;*
 - (d) material variances between the comparable amounts referred to in paragraphs (b) and (c); and*
 - (e) the net current assets at the end of the month to which the statement relates.*
34. (2) *Each statement of financial activity is to be accompanied by documents containing —*
- (a) an explanation of the composition of the net current assets of the month to which the statement relates, less committed assets and restricted assets;*
 - (b) an explanation of each of the material variances referred to in subregulation (1)(d); and*
 - (c) such other supporting information as is considered relevant by the local government.*
34. (3) *The information in a statement of financial activity may be shown —*
- (a) according to nature and type classification; or*
 - (b) by program; or*
 - (c) by business unit.*
34. (4) *A statement of financial activity, and the accompanying documents referred to in subregulation (2), are to be —*
- (a) presented at an ordinary meeting of the council within 2 months after the end of the month to which the statement relates; and*
 - (b) recorded in the minutes of the meeting at which it is presented.*
34. (5) *Each financial year, a local government is to adopt a percentage or value, calculated in accordance with the AAS, to be used in statements of financial activity for reporting material variances.*

POLICY IMPLICATIONS

There are no policy implications resulting from the recommendation of this report.

FINANCIAL IMPLICATIONS

There are no financial implications resulting from the recommendation of this report.

STRATEGIC IMPLICATIONS

There are no strategic implications resulting from the recommendation of this report.

RECOMMENDATIONS

That Council accept the Monthly Financial Statements for the month ended 31st August, 2022 consisting of:

- (a) Compilation Report
- (b) Statement of Financial Activity – 31st August, 2022
- (c) Material Variances – 31st August, 2022

VOTING REQUIREMENT

Simple Majority

COUNCIL DECISION

Moved: Cr LR Petersen

Seconder: Cr RA Norrie

That Council accept the Monthly Financial Statements for the month ended 31st August, 2022 consisting of:

- (a) Compilation Report
- (b) Statement of Financial Activity – 31st August, 2022
- (c) Material Variances – 31st August, 2022

CARRIED (6 VOTES TO 0)

**Moore Australia**

Level 15, Exchange Tower,
2 The Esplanade, Perth, WA 6000
PO Box 5785, St Georges Terrace, WA
6831

T +61 8 9225 5355
F +61 8 9225 6181

www.moore-australia.com.au

13 September 2022

Mr Jim Epis
Chief Executive Officer
Shire of Leonora
PO Box 56
LEONORA WA 6438

Dear Jim

COMPILATION REPORT TO THE SHIRE OF LEONORA

We have compiled the accompanying local government financial report of the Shire of Leonora, which comprise the statement of financial activity (by nature or type), a summary of significant accounting policies and other explanatory notes for the period ending 31 August 2022. The monthly financial report has been compiled to meet compliance with the *Local Government Act 1995* and associated regulations.

THE RESPONSIBILITY OF THE SHIRE OF LEONORA

The Shire of Leonora are solely responsible for the information contained in the financial report and are responsible for the maintenance of an appropriate accounting system in accordance with the relevant legislation.

OUR RESPONSIBILITY

On the basis of information provided by the Shire of Leonora we have compiled the accompanying financial report in accordance with the requirements of the *Local Government Act 1995*, associated regulations and APES 315 *Compilation of Financial Information*.

Our procedures use accounting expertise to collect, classify and summarise the financial information, which the Shire of Leonora provided, in compiling the financial report. Our procedures do not include verification or validation procedures. No audit or review has been performed and accordingly no assurance is expressed.

The local government financial report was compiled exclusively for the benefit of the Shire of Leonora. We do not accept responsibility to any other person for the contents of the financial report.

A handwritten signature in black ink, appearing to read 'Russell Barnes'.

Russell Barnes
Director
[Moore Australia \(WA\) Pty Ltd](http://www.moore-australia.com.au)

Moore Australia (WA) Pty Ltd trading as agent – ABN 99 433 544 961.
An independent member of Moore Global Network Limited - members in principal cities throughout the world.
Liability limited by a scheme approved under Professional Standards Legislation.

SHIRE OF LEONORA**MONTHLY FINANCIAL REPORT
(Containing the Statement of Financial Activity)
For the period ending 31 August 2022**

*LOCAL GOVERNMENT ACT 1995
LOCAL GOVERNMENT (FINANCIAL MANAGEMENT) REGULATIONS 1996*

TABLE OF CONTENTS

Statement of Financial Activity by Nature or Type	5
Basis of Preparation	6
Note 1 Statement of Financial Activity Information	7
Note 2 Cash and Financial Assets	8
Note 3 Receivables	9
Note 4 Other Current Assets	10
Note 5 Payables	11
Note 6 Disposal of Assets	12
Note 7 Capital Acquisitions	13
Note 8 Reserve Accounts	16
Note 9 Other Current Liabilities	17
Note 10 Operating grants and contributions	18
Note 11 Non operating grants and contributions	19
Note 12 Explanation of Material Variances	20

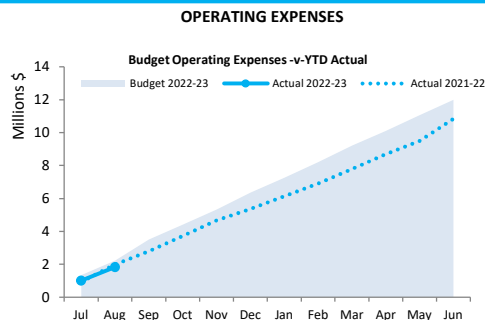
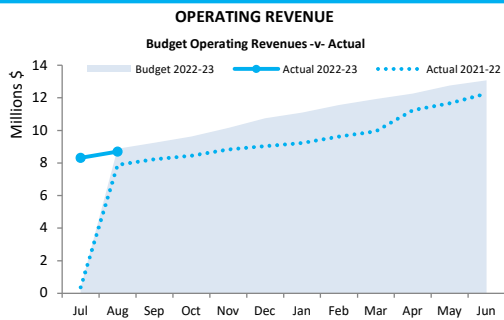
Please refer to the compilation report

SHIRE OF LEONORA | 1

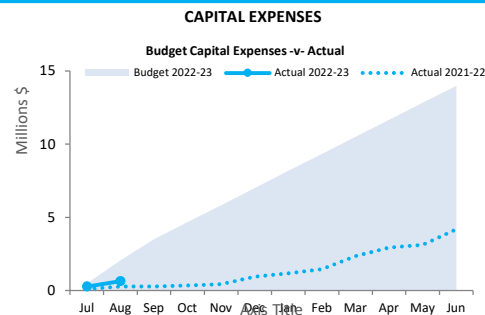
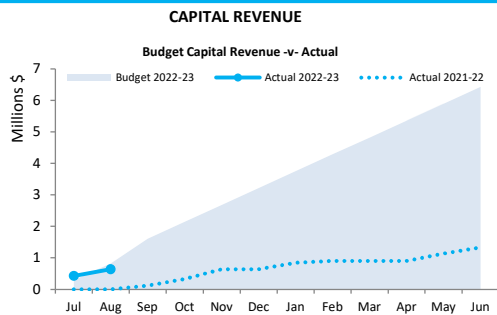
MONTHLY FINANCIAL REPORT
FOR THE PERIOD ENDED 31 AUGUST 2022

SUMMARY INFORMATION - GRAPHS

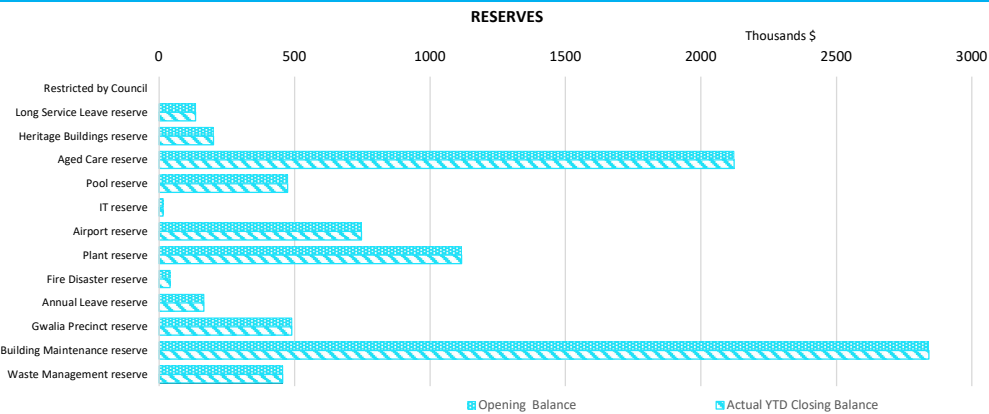
OPERATING ACTIVITIES



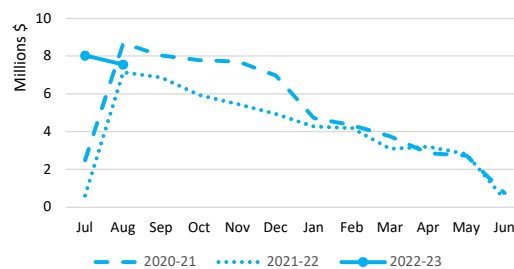
INVESTING ACTIVITIES



FINANCING ACTIVITIES



Closing funding surplus / (deficit)



This information is to be read in conjunction with the accompanying Financial Statements and Notes.

Please refer to the compilation report

MONTHLY FINANCIAL REPORT
FOR THE PERIOD ENDED 31 AUGUST 2022

EXECUTIVE SUMMARY

Funding surplus / (deficit) Components

Funding surplus / (deficit)				
	Adopted Budget	YTD Budget (a)	YTD Actual (b)	Var. \$ (b)-(a)
Opening	\$0.19 M	\$0.19 M	\$0.18 M	(\$0.01 M)
Closing	\$0.00 M	\$5.90 M	\$7.56 M	\$1.66 M

Refer to Statement of Financial Activity

Cash and cash equivalents		
	\$14.63 M	% of total
Unrestricted Cash	\$5.83 M	39.8%
Restricted Cash	\$8.80 M	60.2%

Refer to Note 2 - Cash and Financial Assets

Payables		
	\$0.42 M	% Outstanding
Trade Payables	\$0.03 M	
0 to 30 Days		100.0%
Over 30 Days		0.0%
Over 90 Days		0%

Refer to Note 5 - Payables

Receivables		
	\$0.41 M	% Collected
Rates Receivable	\$3.37 M	56.9%
Trade Receivable	\$0.41 M	% Outstanding
Over 30 Days		65.8%
Over 90 Days		9.4%

Refer to Note 3 - Receivables

Key Operating Activities

Amount attributable to operating activities			
Adopted Budget	YTD Budget (a)	YTD Actual (b)	Var. \$ (b)-(a)
\$2.97 M	\$6.94 M	\$7.19 M	\$0.25 M

Refer to Statement of Financial Activity

Rates Revenue		
	\$7.71 M	% Variance
YTD Actual	\$7.71 M	
YTD Budget	\$7.69 M	0.2%

Refer to Statement of Financial Activity

Operating Grants and Contributions		
	\$0.35 M	% Variance
YTD Actual	\$0.35 M	
YTD Budget	\$0.57 M	(38.6%)

Refer to Note 10 - Operating Grants and Contributions

Fees and Charges		
	\$0.59 M	% Variance
YTD Actual	\$0.59 M	
YTD Budget	\$0.57 M	2.8%

Refer to Statement of Financial Activity

Key Investing Activities

Amount attributable to investing activities			
Adopted Budget	YTD Budget (a)	YTD Actual (b)	Var. \$ (b)-(a)
(\$7.56 M)	(\$1.23 M)	\$0.19 M	\$1.42 M

Refer to Statement of Financial Activity

Proceeds on sale		
	\$0.00 M	%
YTD Actual	\$0.00 M	
Adopted Budget	\$0.76 M	(100.0%)

Refer to Note 6 - Disposal of Assets

Asset Acquisition		
	\$0.64 M	% Spent
YTD Actual	\$0.64 M	
Adopted Budget	\$13.99 M	(95.4%)

Refer to Note 7 - Capital Acquisitions

Capital Grants		
	\$0.64 M	% Received
YTD Actual	\$0.64 M	
Adopted Budget	\$5.67 M	(88.7%)

Refer to Note 7 - Capital Acquisitions

Key Financing Activities

Amount attributable to financing activities			
Adopted Budget	YTD Budget (a)	YTD Actual (b)	Var. \$ (b)-(a)
\$4.40 M	\$0.00 M	(\$0.00 M)	(\$0.00 M)

Refer to Statement of Financial Activity

Borrowings	
Principal repayments	\$0.00 M
Interest expense	\$0.00 M
Principal due	\$0.00 M

Refer to Note 7 - Borrowings

Reserves	
Reserves balance	\$8.80 M
Interest earned	\$0.00 M

Refer to Note 8 - Cash Reserves

This information is to be read in conjunction with the accompanying Financial Statements and notes.

Please refer to the compilation report

SHIRE OF LEONORA | 3

KEY TERMS AND DESCRIPTIONS**FOR THE PERIOD ENDED 31 AUGUST 2022****NATURE OR TYPE DESCRIPTIONS****REVENUE****RATES**

All rates levied under the *Local Government Act 1995*. Includes general, differential, specified area rates, minimum rates, interim rates, back rates, ex-gratia rates, less discounts and concessions offered. Excludes administration fees, interest on instalments, interest on arrears, service charges and sewerage rates.

OPERATING GRANTS, SUBSIDIES AND CONTRIBUTIONS

Refers to all amounts received as grants, subsidies and contributions that are not non-operating grants.

NON-OPERATING GRANTS, SUBSIDIES AND CONTRIBUTIONS

Amounts received specifically for the acquisition, construction of new or the upgrading of identifiable non financial assets paid to a local government, irrespective of whether these amounts are received as capital grants, subsidies, contributions or donations.

REVENUE FROM CONTRACTS WITH CUSTOMERS

Revenue from contracts with customers is recognised when the local government satisfies its performance obligations under the contract.

FEES AND CHARGES

Revenues (other than service charges) from the use of facilities and charges made for local government services, sewerage rates, rentals, hire charges, fee for service, photocopying charges, licences, sale of goods or information, fines, penalties and administration fees. Local governments may wish to disclose more detail such as rubbish collection fees, rental of property, fines and penalties, and other fees and charges.

SERVICE CHARGES

Service charges imposed under *Division 6 of Part 6 of the Local Government Act 1995*. *Regulation 54 of the Local Government (Financial Management) Regulations 1996* identifies these as television and radio broadcasting, underground electricity and neighbourhood surveillance services. Exclude rubbish removal charges.

INTEREST EARNINGS

Interest and other items of a similar nature received from bank and investment accounts, interest on rate instalments, interest on rate arrears and interest on debtors.

OTHER REVENUE / INCOME

Other revenue, which can not be classified under the above headings, includes dividends, discounts, rebates, reimbursements etc.

PROFIT ON ASSET DISPOSAL

Excess of assets received over the net book value for assets on their disposal.

EXPENSES**EMPLOYEE COSTS**

All costs associated with the employment of person such as salaries, wages, allowances, benefits such as vehicle and housing, superannuation, employment expenses, removal expenses, relocation expenses, worker's compensation insurance, training costs, conferences, safety expenses, medical examinations, fringe benefit tax, etc.

MATERIALS AND CONTRACTS

All expenditures on materials, supplies and contracts not classified under other headings. These include supply of goods and materials, legal expenses, maintenance agreements, communication expenses, advertising expenses, membership, periodicals, publications, hire expenses, rental, postage and freight etc. Local governments may wish to disclose more detail such as contract services, consultancy, information technology, rental or lease expenditures.

UTILITIES (GAS, ELECTRICITY, WATER)

Expenditures made to the respective agencies for the provision of power, gas or water. Exclude expenditures incurred for the reinstatement of roadwork on behalf of these agencies.

INSURANCE

All insurance other than worker's compensation and health benefit insurance included as a cost of employment.

LOSS ON ASSET DISPOSAL

Shortfall between the value of assets received over the net book value for assets on their disposal.

DEPRECIATION ON NON-CURRENT ASSETS

Depreciation expense raised on all classes of assets. Excluding Land.

INTEREST EXPENSES

Interest and other costs of finance paid, including costs of finance for loan debentures, overdraft accommodation and refinancing expenses.

OTHER EXPENDITURE

Statutory fees, taxes, allowance for impairment of assets, member's fees or State taxes. Donations and subsidies made to community groups.

Please refer to the compilation report

SHIRE OF LEONORA | 4

STATEMENT OF FINANCIAL ACTIVITY
FOR THE PERIOD ENDED 31 AUGUST 2022

BY NATURE OR TYPE

	Ref	Adopted Budget	YTD Budget	YTD Actual	Variance \$	Variance %	Var.
	Note	(a)	(b)	(c)	(c) - (b)	((c) - (b))/(b)	
		\$	\$	\$	\$	%	
Opening funding surplus / (deficit)	1(c)	191,874	191,874	182,461	(9,413)	(4.91%)	
Revenue from operating activities							
Rates		7,775,027	7,694,527	7,711,803	17,276	0.22%	
Operating grants, subsidies and contributions	10	2,616,472	570,260	350,029	(220,231)	(38.62%)	▼
Fees and charges		2,414,398	570,218	586,256	16,038	2.81%	
Interest earnings		8,000	1,332	6,163	4,831	362.69%	
Other revenue		242,805	32,516	50,568	18,052	55.52%	▲
Profit on disposal of assets	6	24,753	0	0	0	0.00%	
		13,081,455	8,868,853	8,704,819	(164,034)	(1.85%)	
Expenditure from operating activities							
Employee costs		(2,410,184)	(399,744)	(608,297)	(208,553)	(52.17%)	▼
Materials and contracts		(6,991,250)	(1,155,962)	(699,081)	456,881	39.52%	▲
Utility charges		(245,100)	(40,860)	(33,717)	7,143	17.48%	
Depreciation on non-current assets		(1,834,984)	(305,874)	(331,017)	(25,143)	(8.22%)	▼
Insurance expenses		(311,912)	(311,912)	(170,401)	141,511	45.37%	▲
Other expenditure		(130,878)	(22,378)	(661)	21,717	97.05%	▲
Loss on disposal of assets	6	(59,968)	0	0	0	0.00%	
		(11,984,276)	(2,236,730)	(1,843,174)	393,556	(17.60%)	
Non-cash amounts excluded from operating activities	1(a)	1,870,199	305,874	331,187	25,313	8.28%	▲
Amount attributable to operating activities		2,967,378	6,937,997	7,192,832	254,835	3.67%	
Investing activities							
Proceeds from non-operating grants, subsidies and contributions	11	5,668,103	823,340	826,225	2,885	0.35%	
Proceeds from disposal of assets	6	760,600	0	0	0	0.00%	
Payments for property, plant and equipment and infrastructure	7	(13,987,955)	(2,052,503)	(639,450)	1,413,053	68.85%	▲
Amount attributable to investing activities		(7,559,252)	(1,229,163)	186,775	1,415,938	(115.20%)	
Financing Activities							
Transfer from reserves	8	4,400,000	0	0	0	0.00%	
Transfer to reserves	8	0	0	(4,558)	(4,558)	0.00%	
Amount attributable to financing activities		4,400,000	0	(4,558)	(4,558)	0.00%	
Closing funding surplus / (deficit)	1(c)	0	5,900,708	7,557,510	1,656,802	(28.08%)	▲

KEY INFORMATION

▲ ▼ Indicates a variance between Year to Date (YTD) Budget and YTD Actual data as per the adopted materiality threshold.

Refer to Note 12 for an explanation of the reasons for the variance.

This statement is to be read in conjunction with the accompanying Financial Statements and Notes.

**MONTHLY FINANCIAL REPORT
FOR THE PERIOD ENDED 31 AUGUST 2022**

BASIS OF PREPARATION

BASIS OF PREPARATION

The financial report has been prepared in accordance with Australian Accounting Standards (as they apply to local governments and not-for-profit entities) and interpretations of the Australian Accounting Standards Board, and the *Local Government Act 1995* and accompanying Regulations.

The *Local Government Act 1995* and accompanying Regulations take precedence over Australian Accounting Standards where they are inconsistent.

The *Local Government (Financial Management) Regulations 1996* specify that vested land is a right-of-use asset to be measured at cost, and is considered a zero cost concessionary lease. All right-of-use assets under zero cost concessionary leases are measured at zero cost rather than at fair value, except for vested improvements on concessionary land leases such as roads, buildings or other infrastructure which continue to be reported at fair value, as opposed to the vested land which is measured at zero cost. The measurement of vested improvements at fair value is a departure from AASB 16 which would have required the Shire to measure any vested improvements at zero cost.

Accounting policies which have been adopted in the preparation of this financial report have been consistently applied unless stated otherwise. Except for cash flow and rate setting information, the financial report has been prepared on the accrual basis and is based on historical costs, modified, where applicable, by the measurement at fair value of selected non-current assets, financial assets and liabilities.

THE LOCAL GOVERNMENT REPORTING ENTITY

All funds through which the Shire controls resources to carry on its functions have been included in the financial statements forming part of this financial report.

All monies held in the Trust Fund are excluded from the financial statements.

SIGNIFICANT ACCOUNTING POLICES

CRITICAL ACCOUNTING ESTIMATES

The preparation of a financial report in conformity with Australian Accounting Standards requires management to make judgements, estimates and assumptions that effect the application of policies and reported amounts of assets and liabilities, income and expenses.

The estimates and associated assumptions are based on historical experience and various other factors believed to be reasonable under the circumstances; the results of which form the basis of making the judgements about carrying values of assets and liabilities not readily apparent from other sources. Actual results may differ from these estimates.

The balances, transactions and disclosures impacted by accounting estimates are as follows:

- estimation of fair values of certain financial assets
- estimation of fair values of fixed assets shown at fair value
- impairment of financial assets

GOODS AND SERVICES TAX

Revenues, expenses and assets are recognised net of the amount of GST, except where the amount of GST incurred is not recoverable from the Australian Taxation Office (ATO). Receivables and payables are stated inclusive of GST receivable or payable. The net amount of GST recoverable from, or payable to, the ATO is included with receivables or payables in the statement of financial position. Cash flows are presented on a gross basis. The GST components of cash flows arising from investing or financing activities which are recoverable from, or payable to, the ATO are presented as operating cash flows.

ROUNDING OFF FIGURES

All figures shown in this statement are rounded to the nearest dollar.

PREPARATION TIMING AND REVIEW

Date prepared: All known transactions up to 12 September 2022

**NOTES TO THE STATEMENT OF FINANCIAL ACTIVITY
FOR THE PERIOD ENDED 31 AUGUST 2022**

**NOTE 1
STATEMENT OF FINANCIAL ACTIVITY INFORMATION**

(a) Non-cash items excluded from operating activities

The following non-cash revenue and expenditure has been excluded from operating activities within the Statement of Financial Activity in accordance with *Financial Management Regulation 32*.

	Notes	Adopted Budget	YTD Budget (a)	YTD Actual (b)
Non-cash items excluded from operating activities		\$	\$	\$
Adjustments to operating activities				
Less: Profit on asset disposals	6	(24,753)	0	0
Less: Movement in liabilities associated with restricted cash		0	0	170
Add: Loss on asset disposals	6	59,968	0	0
Add: Depreciation on assets		1,834,984	305,874	331,017
Total non-cash items excluded from operating activities		1,870,199	305,874	331,187

(b) Adjustments to net current assets in the Statement of Financial Activity

The following current assets and liabilities have been excluded from the net current assets used in the Statement of Financial Activity in accordance with *Financial Management Regulation 32* to agree to the surplus/(deficit) after imposition of general rates.

		Adopted Budget Opening 30 June 2022	Last Year Closing 30 June 2022	Year to Date 31 August 2022
Adjustments to net current assets				
Less: Reserves - restricted cash	8	(8,797,221)	(8,797,221)	(8,801,779)
Add: Provisions employee related provisions	9	300,043	300,043	300,213
Total adjustments to net current assets		(8,497,178)	(8,497,178)	(8,501,566)

(c) Net current assets used in the Statement of Financial Activity

Current assets

Cash and cash equivalents	2	11,076,288	11,076,288	14,626,935
Rates receivables	3	107,031	107,031	3,369,696
Receivables	3	452,568	376,342	412,863
Other current assets	4	71,829	71,829	55,854
Less: Current liabilities				
Payables	5	(510,256)	(443,443)	(415,933)
Contract liabilities	9	(2,191,170)	(2,191,170)	(1,673,101)
Provisions	9	(317,238)	(317,238)	(317,238)
Less: Total adjustments to net current assets	1(b)	(8,497,178)	(8,497,178)	(8,501,566)
Closing funding surplus / (deficit)		191,874	182,461	7,557,510

CURRENT AND NON-CURRENT CLASSIFICATION

In the determination of whether an asset or liability is current or non-current, consideration is given to the time when each asset or liability is expected to be settled. Unless otherwise stated assets or liabilities are classified as current if expected to be settled within the next 12 months, being the Council's operational cycle.

NOTES TO THE STATEMENT OF FINANCIAL ACTIVITY
FOR THE PERIOD ENDED 31 AUGUST 2022

OPERATING ACTIVITIES
NOTE 2
CASH AND FINANCIAL ASSETS

Description	Classification	Unrestricted	Restricted	Total Cash	Trust	Institution	Interest Rate	Maturity Date
		\$	\$	\$	\$			
Municipal	Cash and cash equivalents	5,823,886	0	5,823,886	0	NAB	Variable	Nil
Cash on hand	Cash and cash equivalents	1,270	0	1,270	0	Cash on hand	Nil	Nil
Reserves	Cash and cash equivalents	0	8,801,779	8,801,779	0	NAB	Variable	Nil
Total		5,825,156	8,801,779	14,626,935	0			
Comprising								
Cash and cash equivalents		5,825,156	8,801,779	14,626,935	0			
		5,825,156	8,801,779	14,626,935	0			

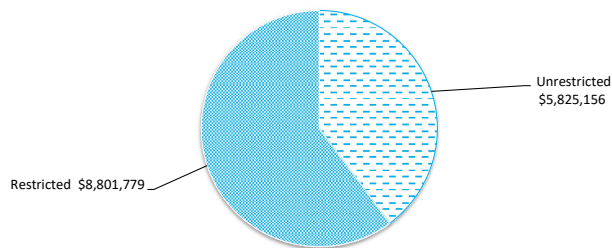
KEY INFORMATION

Cash and cash equivalents include cash on hand, cash at bank, deposits available on demand with banks and other short term highly liquid investments with original maturities of three months or less that are readily convertible to known amounts of cash and which are subject to an insignificant risk of changes in value. Bank overdrafts are reported as short term borrowings in current liabilities in the statement of net current assets.

The local government classifies financial assets at amortised cost if both of the following criteria are met:

- the asset is held within a business model whose objective is to collect the contractual cashflows, and
- the contractual terms give rise to cash flows that are solely payments of principal and interest.

Financial assets at amortised cost held with registered financial institutions are listed in this note other financial assets at amortised cost are provided in Note 4 - Other assets.



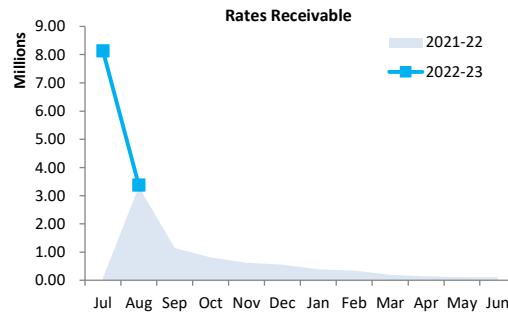
Please refer to the compilation report

SHIRE OF LEONORA | 8

NOTES TO THE STATEMENT OF FINANCIAL ACTIVITY
FOR THE PERIOD ENDED 31 AUGUST 2022

OPERATING ACTIVITIES
NOTE 3
RECEIVABLES

Rates receivable	30 Jun 2022	31 Aug 2022
	\$	\$
Opening rates arrears	100,035	107,031
Levied	7,005,810	7,711,803
Less - collections	(6,998,814)	(4,449,138)
Gross rates collectable	107,031	3,369,696
Net rates collectable	107,031	3,369,696
% Collected	98.5%	56.9%



Receivables - general	Credit	Current	30 Days	60 Days	90+ Days	Total
	\$	\$	\$	\$	\$	\$
Receivables - general	0	118,447	122,907	71,940	32,325	345,619
Percentage	0.0%	34.3%	35.6%	20.8%	9.4%	
Balance per trial balance						
Sundry receivable						345,619
GST receivable						67,244
Total receivables general outstanding						412,863

Amounts shown above include GST (where applicable)

KEY INFORMATION

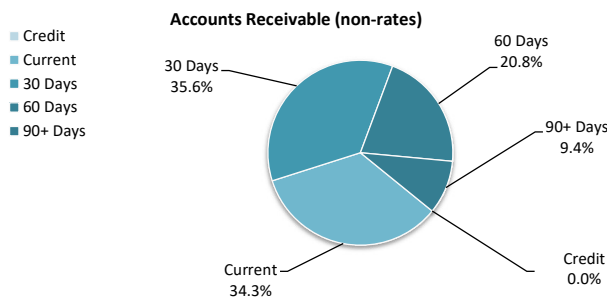
Trade and other receivables include amounts due from ratepayers for unpaid rates and service charges and other amounts due from third parties for goods sold and services performed in the ordinary course of business.

Trade receivables are recognised at original invoice amount less any allowances for uncollectable amounts (i.e. impairment). The carrying amount of net trade receivables is equivalent to fair value as it is due for settlement within 30 days.

Classification and subsequent measurement

Receivables which are generally due for settlement within 30 days except rates receivables which are expected to be collected within 12 months are classified as current assets. All other receivables such as, deferred pensioner rates receivable after the end of the reporting period are classified as non-current assets.

Trade and other receivables are held with the objective to collect the contractual cashflows and therefore the Shire measures them subsequently at amortised cost using the effective interest rate method.



Please refer to the compilation report

SHIRE OF LEONORA | 9

NOTES TO THE STATEMENT OF FINANCIAL ACTIVITY
FOR THE PERIOD ENDED 31 AUGUST 2022

OPERATING ACTIVITIES
NOTE 4
OTHER CURRENT ASSETS

	Opening Balance 1 July 2022	Asset Increase	Asset Reduction	Closing Balance 31 August 2022
Other current assets	\$	\$	\$	\$
Inventory				
Fuel	71,829	55,472	(71,447)	55,854
Total other current assets	71,829	55,472	(71,447)	55,854

Amounts shown above include GST (where applicable)

KEY INFORMATION

Inventory

Inventories are measured at the lower of cost and net realisable value.

Net realisable value is the estimated selling price in the ordinary course of business less the estimated costs of completion and the estimated costs necessary to make the sale.

Please refer to the compilation report

SHIRE OF LEONORA | 10

NOTES TO THE STATEMENT OF FINANCIAL ACTIVITY
FOR THE PERIOD ENDED 31 AUGUST 2022

OPERATING ACTIVITIES
NOTE 5
PAYABLES

Payables - general	Credit	Current	30 Days	60 Days	90+ Days	Total
	\$	\$	\$	\$	\$	\$
Payables - general	0	31,381	0	0	0	31,381
Percentage	0%	100%	0%	0%	0%	
Balance per trial balance						
Sundry creditors						31,381
ATO liabilities						35,250
Other payables						337,135
Credit card						11,666
Prepaid rates						501
Total payables general outstanding						415,933

Amounts shown above include GST (where applicable)

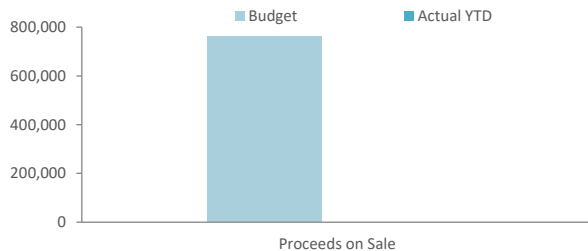
KEY INFORMATION

Trade and other payables represent liabilities for goods and services provided to the Shire prior to the end of the period that are unpaid and arise when the Shire becomes obliged to make future payments in respect of the purchase of these goods and services. The amounts are unsecured, are recognised as a current liability and are normally paid within 30 days of recognition. The carrying amounts of trade and other payables are considered to be the same as their fair values, due to their short-term nature.

NOTES TO THE STATEMENT OF FINANCIAL ACTIVITY
FOR THE PERIOD ENDED 31 AUGUST 2022

OPERATING ACTIVITIES
NOTE 6
DISPOSAL OF ASSETS

Asset Ref.	Asset description	Budget				YTD Actual			
		Net Book Value	Proceeds	Profit	(Loss)	Net Book Value	Proceeds	Profit	(Loss)
		\$	\$	\$	\$	\$	\$	\$	\$
	Buildings								
249	35 Hoover Street Leonora	144,000	150,000	6,000	0	0	0	0	0
	Plant and equipment								
	Health								
PE43	EHO vehicle	36,370	30,000	0	(6,370)	0	0	0	0
PE44	Doctor's vehicle	29,462	30,000	538	0	0	0	0	0
	Transport								
287	2016 Grader John Deere 670G	147,000	155,000	8,000	0	0	0	0	0
	Prime Mover (Water Cart) Iveco	96,822	70,000	0	(26,822)	0	0	0	0
656	2018 Ford Ranger Grader Utility	26,600	22,800	0	(3,800)	0	0	0	0
660	Holden Colorado space	28,700	30,000	1,300	0	0	0	0	0
PE41	Toyota Hilux cab tray top 4WD	32,804	30,000	0	(2,804)	0	0	0	0
657	Ford Ranger works crew	25,900	22,800	0	(3,100)	0	0	0	0
PE45	Toyota Hilux cab tray top 4WD	33,569	30,000	0	(3,569)	0	0	0	0
PE42	Reporting Officer's vehicle	36,033	30,000	0	(6,033)	0	0	0	0
PE46	Water Cart 3 Tonne Tipper	31,290	30,000	0	(1,290)	0	0	0	0
	Economic services								
PE46	Toyota Hilux dual cab 4WD	25,185	30,000	4,815	0	0	0	0	0
	Other property and services								
658	MWS vehicle	25,900	30,000	4,100	0	0	0	0	0
PE53	DCEO vehicle	45,954	40,000	0	(5,954)	0	0	0	0
PE47	Admin Kluger	30,226	30,000	0	(226)	0	0	0	0
		795,815	760,600	24,753	(59,968)	0	0	0	0



Please refer to the compilation report

NOTES TO THE STATEMENT OF FINANCIAL ACTIVITY
FOR THE PERIOD ENDED 31 AUGUST 2022

INVESTING ACTIVITIES
NOTE 7
CAPITAL ACQUISITIONS

Capital acquisitions	Adopted		YTD Actual	YTD Actual Variance
	Budget	YTD Budget		
	\$	\$	\$	\$
Land and Buildings	6,692,000	1,115,333	398,340	(716,993)
Plant and equipment	1,672,939	0	0	0
Infrastructure - roads	3,295,603	549,267	25,763	(523,504)
Infrastructure - improvements & infrastructure	2,327,413	387,902	215,347	(172,555)
Payments for Capital Acquisitions	13,987,955	2,052,503	639,450	(1,413,053)
Capital Acquisitions Funded By:				
	\$	\$	\$	\$
Capital grants and contributions	5,668,103	823,340	639,450	(183,890)
Other (disposals & C/Fwd)	760,600	0	0	0
Cash backed reserves				
Aged Care reserve	(2,000,000)	0	0	0
Pool reserve	(300,000)	0	0	0
Plant reserve	(900,000)	0	0	0
Building Maintenance reserve	(1,200,000)	0	0	0
Contribution - operations	11,959,252	1,229,163	0	(1,229,163)
Capital funding total	13,987,955	2,052,503	639,450	(1,413,053)

SIGNIFICANT ACCOUNTING POLICIES

Each class of fixed assets within either plant and equipment or infrastructure, is carried at cost or fair value as indicated less, where applicable, any accumulated depreciation and impairment losses.

Assets for which the fair value as at the date of acquisition is under \$5,000 are not recognised as an asset in accordance with *Financial Management Regulation 17A (5)*. These assets are expensed immediately.

Where multiple individual low value assets are purchased together as part of a larger asset or collectively forming a larger asset exceeding the threshold, the individual assets are recognised as one asset and capitalised.

Initial recognition and measurement for assets held at cost

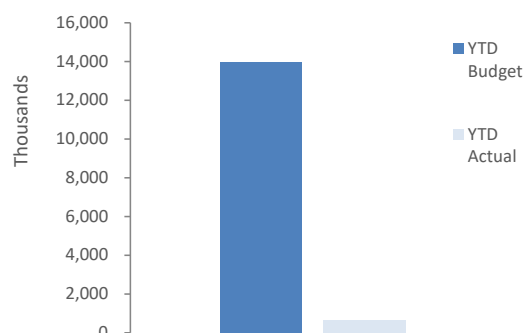
Plant and equipment including furniture and equipment is recognised at cost on acquisition in accordance with *Financial Management Regulation 17A*. Where acquired at no cost the asset is initially recognise at fair value. Assets held at cost are depreciated and assessed for impairment annually.

Initial recognition and measurement between mandatory revaluation dates for assets held at fair value

In relation to this initial measurement, cost is determined as the fair value of the assets given as consideration plus costs incidental to the acquisition. For assets acquired at zero cost or otherwise significantly less than fair value, cost is determined as fair value at the date of acquisition. The cost of non-current assets constructed by the Shire includes the cost of all materials used in construction, direct labour on the project and an appropriate proportion of variable and fixed overheads.

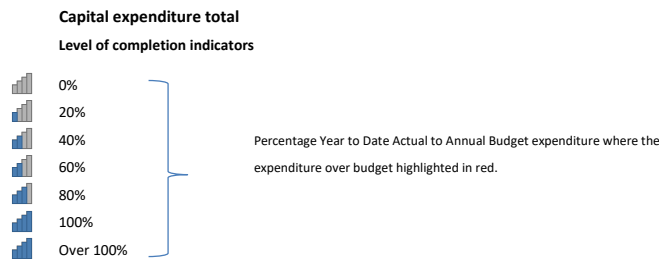
Please refer to the compilation report

Payments for Capital Acquisitions



NOTES TO THE STATEMENT OF FINANCIAL ACTIVITY
FOR THE PERIOD ENDED 31 AUGUST 2022

INVESTING ACTIVITIES
NOTE 7
CAPITAL ACQUISITIONS (CONTINUED)



Level of completion indicator, please see table at the end of this note for further detail.

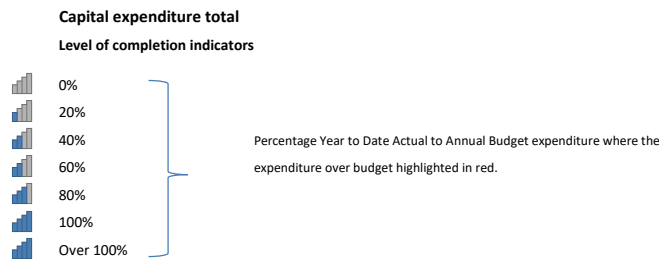
Account Description	Adopted		YTD Actual	Variance (Under)/Over	
	Budget	YTD Budget			
	\$	\$	\$	\$	
Land and Buildings					
CP2306	1 QV Bathrms/wet areas, int paint & flooring	30,000	5,000	0	(5,000)
CP2308	Leonora Early Learning Centre Toilets	50,000	8,333	0	(8,333)
CP2309	CEO's House	750,000	125,000	0	(125,000)
CP2310	13 FitzGerald Street Enclose Outdoor Area	60,000	10,000	0	(10,000)
CP2311	11A Walton Street Front Fence & Shed	25,000	4,167	0	(4,167)
CP2312	11B Walton Street Front Fence & Shed	25,000	4,167	0	(4,167)
CP2315	40A Hoover Street Kitchen, Bathroom & Shed	35,000	5,833	0	(5,833)
CP2316	40B Hoover Street Kitchen, Bathroom & Shed	35,000	5,833	0	(5,833)
CP2317	11 Queen Vic - back verandah/patio enclose	20,000	3,333	0	(3,333)
CP2318	26 Queen Vic - Carport	25,000	4,167	0	(4,167)
CP2319	51 Gwalia - Carport	25,000	4,167	0	(4,167)
CP2320	Cohen - Retaining Wall, fence & Shed	40,000	6,667	0	(6,667)
CP2320	Transportable Accommodation 3brd x 3 bthrm	190,000	31,667	0	(31,667)
CP2321	Aged Care Village	5,362,000	893,667	398,340	(495,327)
CP2368	Archival Room, Gwalia Compactus	20,000	3,333	0	(3,333)
Total Land and Buildings		6,692,000	1,115,333	398,340	(716,993)
Plant and Equipment					
CP2303	CCTV Trailer	22,000	0	0	0
CP2305	Toyota Hilux Dual Cab (Health Officer)	52,000	0	0	0
CP2307	Doctor Vehicle Kluger 2WD Petrol Wagon	54,255	0	0	0
CP2326	10 x Skip Bins	35,000	0	0	0
CP2336	Grader John Deere 670G	495,000	0	0	0
CP2337	Prime Mover - water cart truck	300,000	0	0	0
CP2339	Grader Driver's Vehicle (Ranger)	62,000	0	0	0
CP2340	Toyota Hilux dual Cab 4WD (WS)	52,000	0	0	0
CP2341	Toyota Hilux dual Cab 4WD (P & G)	52,000	0	0	0
CP2342	Ranger 4WD Dual Cab Tradein \$'s reqd	62,000	0	0	0
CP2343	Town Water Cart	72,000	0	0	0
CP2345	Small Tipper 3 Tonne - Townsite	20,000	0	0	0
CP2346	Trailer (Tipping) - Town Crew	14,000	0	0	0
CP2347	Trailer Sub Pump, hydraulic	18,000	0	0	0
CP2362	Reporting Officer's Vehicle	69,205	0	0	0
CP2364	RADS Grant - Airport Framework	50,000	0	0	0
CP2369	Toyota Hilux dual Cab 4WD (M)	65,254	0	0	0
CP2370	MWS's Vehicle	73,000	0	0	0
CP2372	DCEO Vehicle	75,225	0	0	0
CP2373	Admin Spare Kluger	30,000	0	0	0
Total Plant and Equipment		1,672,939	0	0	0

Please refer to the compilation report

SHIRE OF LEONORA | 14

NOTES TO THE STATEMENT OF FINANCIAL ACTIVITY
FOR THE PERIOD ENDED 31 AUGUST 2022

INVESTING ACTIVITIES
NOTE 7
CAPITAL ACQUISITIONS (CONTINUED)



Level of completion indicator, please see table at the end of this note for further detail.

Account Description	Adopted		YTD Actual	Variance (Under)/Over
	Budget	YTD Budget		
	\$	\$	\$	\$
Infrastructure Other				
IO30003 Standpipe - Electric Monitor	0	0	8,817	8,817
CP2301 Upgrade of CCTV System (Asset No I43)	45,871	7,645	0	(7,645)
CP2302 Upgrade of CCTV System Shire Depot	30,000	5,000	0	(5,000)
CP2325 Town Planning Development	500,000	83,333	0	(83,333)
CP2327 Masonic Hall Perimetre Fence	10,000	1,667	0	(1,667)
CP2328 Barnes Federal Theatre Perimetre Fence	10,000	1,667	0	(1,667)
CP2329 Swimming Pool Retiling	1,048,100	174,683	0	(174,683)
CP2330 Multi-Purpose Court Upgrade plus LED Lights	124,415	20,736	0	(20,736)
CP2331 Oval Lights LED	5,000	833	0	(833)
CP2332 Small Childrens Swing Set Yungakapi Park	5,000	833	0	(833)
CP2353 Fencing - Shire Common	25,000	4,167	0	(4,167)
CP2354 Footpaths (Concrete)	110,000	18,333	0	(18,333)
CP2355 Electric Security Gates Depot (Airport Style)	25,000	4,167	0	(4,167)
CP2357 Carport Depot	34,000	5,667	0	(5,667)
CP2358 Re-line Shed Depot	34,000	5,667	0	(5,667)
CP2359 Fuel Storage Unit - Self Bunded Depot	67,000	11,167	0	(11,167)
CP2363 Airport Fencing - RADS	248,027	41,338	206,530	165,192
CP2374 Antennae Internet	6,000	1,000	0	(1,000)
Total Infrastructure Other	2,327,413	387,902	215,347	(172,555)
Infrastructure Roads				
IR30004 Glenorn Yundamindra Road	0	0	16,675	16,675
CP2349 Old Agnew SLK 21.00 to SLK 41.00 Check	900,000	150,000	9,088	(140,912)
CP2350 Town RAV Network R2R	1,755,603	292,601	0	(292,601)
CP2351 Agnew Lake Miranda	640,000	106,667	0	(106,667)
Total Infrastructure Roads	3,295,603	549,267	25,763	(523,504)
				0
Grand Total	13,987,955	2,052,503	639,450	(1,413,053)

Please refer to the compilation report

SHIRE OF LEONORA | 15

NOTES TO THE STATEMENT OF FINANCIAL ACTIVITY
FOR THE PERIOD ENDED 31 AUGUST 2022

OPERATING ACTIVITIES
NOTE 8
RESERVE ACCOUNTS

Reserve accounts

Reserve name	Opening Balance	Budget Interest Earned	Actual Interest Earned	Budget Transfers In (+)	Actual Transfers In (+)	Budget Transfers Out (-)	Actual Transfers Out (-)	Budget Closing Balance	Actual YTD Closing Balance
	\$	\$	\$	\$	\$	\$	\$	\$	\$
Restricted by Council									
Long Service Leave reserve	134,623	0	76	0	0	0	0	134,623	134,699
Heritage Buildings reserve	200,041	0	113	0	0	0	0	200,041	200,154
Aged Care reserve	2,121,478	0	1,203	0	0	(2,000,000)	0	121,478	2,122,681
Pool reserve	474,036	0	269	0	0	(300,000)	0	174,036	474,305
IT reserve	15,000	0	0	0	0	0	0	15,000	15,000
Airport reserve	746,453	0	0	0	0	0	0	746,453	746,453
Plant reserve	1,115,615	0	633	0	0	(900,000)	0	215,615	1,116,248
Fire Disaster reserve	39,940	0	23	0	0	0	0	39,940	39,963
Annual Leave reserve	165,420	0	94	0	0	0	0	165,420	165,514
Gwalia Precinct reserve	488,875	0	277	0	0	0	0	488,875	489,152
Building Maintenance reserve	2,839,603	0	1,611	0	0	(1,200,000)	0	1,639,603	2,841,214
Waste Management reserve	456,137	0	259	0	0	0	0	456,137	456,396
	8,797,221	0	4,558	0	0	(4,400,000)	0	4,397,221	8,801,779

Please refer to the compilation report

SHIRE OF LEONORA | 16

NOTES TO THE STATEMENT OF FINANCIAL ACTIVITY
FOR THE PERIOD ENDED 31 AUGUST 2022

OPERATING ACTIVITIES
NOTE 9
OTHER CURRENT LIABILITIES

	Note	Opening Balance 1 July 2022	Liability transferred from/(to) non current	Liability Increase	Liability Reduction	Closing Balance 31 August 2022
		\$		\$	\$	\$
Other current liabilities						
Other liabilities						
- Contract liabilities		355,439	0	81,988	(175,077)	662,727
- Capital grant/contribution liabilities		1,835,731	0	0	(424,980)	1,010,374
Total other liabilities		2,191,170	0	81,988	(600,057)	1,673,101
Employee Related Provisions						
Annual leave		172,113	0	0	0	172,113
Long service leave		145,125	0	0	0	145,125
Total Employee Related Provisions		317,238	0	0	0	317,238
Total other current liabilities		2,508,408	0	81,988	(600,057)	1,990,339

Amounts shown above include GST (where applicable)

A breakdown of contract liabilities and associated movements is provided on the following pages at Note 10 and 11

KEY INFORMATION

Provisions

Provisions are recognised when the Shire has a present legal or constructive obligation, as a result of past events, for which it is probable that an outflow of economic benefits will result and that outflow can be reliably measured. Provisions are measured using the best estimate of the amounts required to settle the obligation at the end of the reporting period.

Employee Related Provisions

Short-term employee benefits

Provision is made for the Shire's obligations for short-term employee benefits. Short-term employee benefits are benefits (other than termination benefits) that are expected to be settled wholly before 12 months after the end of the annual reporting period in which the employees render the related service, including wages, salaries and sick leave. Short-term employee benefits are measured at the (undiscounted) amounts expected to be paid when the obligation is settled.

The Shire's obligations for short-term employee benefits such as wages, salaries and sick leave are recognised as a part of current trade and other payables in the calculation of net current assets.

Other long-term employee benefits

The Shire's obligations for employees' annual leave and long service leave entitlements are recognised as employee related provisions in the statement of financial position.

Long-term employee benefits are measured at the present value of the expected future payments to be made to employees. Expected future payments incorporate anticipated future wage and salary levels, durations of service and employee departures and are discounted at rates determined by reference to market yields at the end of the reporting period on government bonds that have maturity dates that approximate the terms of the obligations. Any remeasurements for changes in assumptions of obligations for other long-term employee benefits are recognised in profit or loss in the periods in which the changes occur. The Shire's obligations for long-term employee benefits are presented as non-current provisions in its statement of financial position, except where the Shire does not have an unconditional right to defer settlement for at least 12 months after the end of the reporting period, in which case the obligations are presented as current provisions.

Contract liabilities

An entity's obligation to transfer goods or services to a customer for which the entity has received consideration (or the amount is due) from the customer.

Capital grant/contribution liabilities

Grants to acquire or construct recognisable non-financial assets to identified specifications be constructed to be controlled by the Shire are recognised as a liability until such time as the Shire satisfies its obligations under the agreement.

NOTES TO THE STATEMENT OF FINANCIAL ACTIVITY
FOR THE PERIOD ENDED 31 AUGUST 2022NOTE 10
OPERATING GRANTS, SUBSIDIES AND CONTRIBUTIONS

Provider	Unspent operating grant, subsidies and contributions liability					Operating grants, subsidies and contributions revenue		
	Liability	Increase in Liability	Decrease in Liability	Liability	Current Liability	Adopted Budget Revenue	YTD Budget	YTD Revenue
	1 July 2022		(As revenue)	31 Aug 2022	31 Aug 2022			Actual
	\$	\$	\$	\$	\$	\$	\$	\$
Operating grants and subsidies								
General purpose funding								
Grant - Equalisation	0	0	0	0	0	338,132	84,533	43,244
Grant - Roads (Untied)	0	0	0	0	0	230,160	57,540	42,906
Law, order, public safety								
Operational Grant - Bush Fire	0	0	0	0	0	2,682	2,682	0
Education and welfare								
Grant- Sustainability Child Care	0	0	0	0	0	68,107	0	0
Childcare Grants (Misc)	0	0	0	0	0	15,500	2,590	0
Youth Support DCP Grant	0	18,522	(12,501)	6,021	6,021	75,001	12,501	12,501
Youth Program Grants	0	0	0	0	0	5,500	920	0
LGA Suicide Prevent Grant	35,000	0	0	35,000	35,000	35,000	5,840	0
Recreation and culture								
National Australia Day Grant	0	0	0	0	0	20,000	0	0
Other grants - Various	0	0	0	0	0	115,000	19,170	0
CDC Services Grant	320,439	0	(27,599)	292,840	292,840	623,395	103,905	27,599
Indue Agreement	0	34,319	(21,527)	12,792	12,792	129,137	21,527	21,527
Other Grant Funding	0	0	0	0	0	3,000	500	0
Grant CRC Services	0	29,147	(18,950)	10,197	10,197	113,690	18,950	18,950
Transport								
Contrib. - Street Lights	0	0	0	0	0	3,699	0	0
Grants - MRWA Direct	0	0	0	0	0	179,442	179,442	183,302
RADS Grant - Airport Framework	0	0	0	0	0	50,000	0	0
RADS Grant - Security Fencing	0	0	0	0	0	248,027	0	0
Economic services								
Cactus Eradication	0	0	0	0	0	50,000	8,330	0
Gwalia Historical Precinct other grant	0	0	0	0	0	120,000	20,000	0
Leonora Golden Gift Sponsorship	0	0	0	0	0	125,000	20,830	0
Leonora Golden Gift Grant	0	0	0	0	0	66,000	11,000	0
	355,439	81,988	(80,577)	356,850	356,850	2,616,472	570,260	350,029

Please refer to the compilation report

SHIRE OF LEONORA | 18

NOTES TO THE STATEMENT OF FINANCIAL ACTIVITY
FOR THE PERIOD ENDED 31 AUGUST 2022NOTE 11
NON-OPERATING GRANTS, SUBSIDIES AND CONTRIBUTIONS

Provider	Capital grant/contribution liabilities					Non operating grants, subsidies and contributions revenue		
	Liability 1 July 2022	Increase in Liability	Decrease in Liability (As revenue)	Liability 31 Aug 2022	Current Liability 31 Aug 2022	Adopted Budget Revenue	YTD Budget	YTD Revenue Actual
	\$	\$	\$	\$	\$	\$	\$	\$
Non-operating grants and subsidies								
General purpose funding								
Grant-Infra(COVID) Yingkapayi Playground	0	0	0	0	0	100,117	0	66,745
Grant-Infra(COVID) Yingkapayi Playground	0	0	0	0	0	25,042	0	0
Grant-Infra(COVID) Public Toilets Townsite	0	0	0	0	0	15,000	0	0
Grant-Infra(COVID) Malcolm Dam Facility Upgrade	0	0	0	0	0	4,000	0	0
Housing								
Ageing in Place	1,335,354	0	(424,980)	910,374	910,374	3,500,000	583,340	424,980
Recreation and culture								
ACA Grant - Indoor Cricket Net	0	0	0	0	0	1,000	0	0
Swimming Pool - LRCl Phase 3 Grant	400,377	0	(94,500)	305,877	305,877	880,830	0	94,500
Multi-Purpose Courts Tower Street	100,000	0	0	100,000	100,000	138,516	0	0
Transport								
Grant - Roads to Recovery	0	0	0	0	0	403,598	0	0
RRG Funding-Grant	0	0	0	0	0	600,000	240,000	240,000
	1,835,731	0	(519,480)	1,316,251	1,316,251	5,668,103	823,340	826,225

Please refer to the compilation report

SHIRE OF LEONORA | 19

**NOTES TO THE STATEMENT OF FINANCIAL ACTIVITY
FOR THE PERIOD ENDED 31 AUGUST 2022**

**NOTE 12
EXPLANATION OF MATERIAL VARIANCES**

The material variance thresholds are adopted annually by Council as an indicator of whether the actual expenditure or revenue varies from the year to date Actual materially.

The material variance adopted by Council for the 2022-23 year is \$15,000 or 8.00% whichever is the greater.

Nature or type	Var. \$	Var. %	Explanation of positive variances		Explanation of negative variances	
			Timing	Permanent	Timing	Permanent
	\$	%				
Revenue from operating activities						
Operating grants, subsidies and contributions	(220,231)	(38.62%)	▼			Grant funds yet to be received
Other revenue	18,052	55.52%	▲	Sponsorship Funds for LELC & Nyunnga-Ku Women's Group-		
Expenditure from operating activities						
Employee costs	(208,553)	(52.17%)	▼			Allocations
Materials and contracts	456,881	39.52%	▲	Timing of works to be carried out		
Depreciation on non-current assets	(25,143)	(8.22%)	▼			Applied Depreciation
Insurance expenses	141,511	45.37%	▲	Insurance Partly Paid		
Other expenditure	21,717	97.05%	▲	Timing of expected expenses		
Non-cash amounts excluded from operating activities	25,313	8.28%	▲	Profit/Loss on disposal of assets - disposals yet to take place		
Investing activities						
Payments for property, plant and equipment and infrastructure	1,413,053	68.85%	▲	Tenders in progress or yet to be undertaken		
Closing funding surplus / (deficit)	1,656,802	(28.08%)	▲	Due to variances as described above		

Please refer to the compilation report

SHIRE OF LEONORA | 20

10.0 REPORTS**10.3 DEPUTY CHIEF EXECUTIVE OFFICER REPORTS****10.3.(B) ACCOUNTS FOR PAYMENT**

SUBMISSION TO:	Ordinary Council Meeting Meeting Date: 20th September 2022
AGENDA REFERENCE:	10.3.(B) SEP 22
SUBJECT:	Accounts for Payment
LOCATION/ADDRESS:	Nil
NAME OF APPLICANT:	Nil
FILE REFERENCE:	Nil
AUTHOR, DISCLOSURE OF ANY INTEREST AND DATE OF REPORT	
NAME:	Lee-Anne Trevenen
OFFICER:	Deputy Chief Executive Officer
INTEREST DISCLOSURE:	Nil
DATE:	15th September 2022
SUPPORTING DOCUMENTS:	1. Accounts Paid by Delegated Authority - Sep 22 ↓

BACKGROUND

Attached statements consist of accounts paid by Delegated Authority totalling **\$1,202,133.41** since the previous council meeting consisting of:

- (1) Direct Bank Transactions numbered from **2484** to **2513** and totalling **\$45,481.29**;
 - a. Includes Credit Card Payments of **\$9,877.25** for **July, 2022**.
- (2) Batch Payments **137, 138, 139, 140, 141, & 142** totalling **\$927,032.69**; and
- (3) Cheques **25837** to **25838** and Payroll Payments from **Pay Period Ending 09/08/2022**, to **05/09/2022** totalling **\$229,619.43**.

STATUTORY ENVIRONMENT

Local Government Act 1995 S6.10 & *Financial Management (1996) Regulation 12 & 13* apply to how the information is to be presented within this report for authorisation by Council.

POLICY IMPLICATIONS

There are no policy implications resulting from the recommendation of this report.

FINANCIAL IMPLICATIONS

There are no financial implications resulting from the recommendation of this report.

STRATEGIC IMPLICATIONS

There are no strategic implications resulting from the recommendation of this report.

RECOMMENDATIONS

That Council accepts the accounts for payment, as detailed:

- (1) Direct Bank Transactions numbered from **2484** to **2513** and totalling **\$45,481.29**;
 - a. *Includes Credit Card Payments of \$9,877.25 for July, 2022.*
- (2) Batch Payments **137, 138, 139, 140, 141, & 142** totalling **\$927,032.69**; and
- (3) Cheques **25837** to **25838** and Payroll Payments from **Pay Period Ending 09/08/2022**, to **05/09/2022** totalling **\$229,619.43**.

VOTING REQUIREMENT

Simple Majority

COUNCIL DECISION

Moved: Cr AM Moore

Seconded: Cr RM Cotterill

That Council accepts the accounts for payment, as detailed:

- (1) Direct Bank Transactions numbered from **2484** to **2513** and totalling **\$45,481.29**;
 - a. *Includes Credit Card Payments of \$9,877.25 for July, 2022.*
- (2) Batch Payments **137, 138, 139, 140, 141, & 142** totalling **\$927,032.69**; and
- (3) Cheques **25837** to **25838** and Payroll Payments from **Pay Period Ending 09/08/2022**, to **05/09/2022** totalling **\$229,619.43**.

CARRIED (6 VOTES TO 0)



**Accounts for Payment
Presented to Council
20th September, 2022**

Accounts for Payment - September, 2022 Credit Card Breakdown

Shire of Leonora					
Monthly Report – List of Credit Card Transactions Paid by Delegated Authority					
Submitted to Council on the 20th September, 2022					
The following list of accounts relate to Credit Card Transactions paid under delegation by the Chief Executive Officer, since the previous list of accounts. Payments detailed are from statements for July, 2022 as per Direct Bank Transaction 2486 totalling \$9,877.25					
CHIEF EXECUTIVE OFFICER					
Reference	Date	Name	Item	Payment by Delegated Authority	Balance
CEO 07/22 (Card 3624)	01/07/2022	Chez Pierre	Dinner for Cactus Hunter group	929.80	929.80
	01/07/2022	Puma Energy	Fuel for P1	232.57	1,162.37
	05/07/2022	Rydges Kalgoorlie	Accommodation for AE Taylor	176.89	1,339.26
	05/07/2022	Bizness Apps	Monthly subscription to hosting service for Geocaching App - July, 2022	145.76	1,485.02
	14/07/2022	Informa Connect	Conference Package for RA Norrie, PJ Craig & JG Epis	4,286.70	5,771.72
	14/07/2022	EZI Diffuse	Monthly subscription - Child HR program	78.39	5,850.11
	15/07/2022	Foxtel	Foxtel & Phoneline - 35 Hoover Street Leonora - July, 2022	276.90	6,127.01
	21/07/2022	SignBiz WA	Weed alert signs	638.00	6,765.01
	26/07/2022	Westnet Pty Ltd	Annual Hosting Fee - CRC Email Address	25.00	6,790.01
	28/07/2022	Coles Express Leonora	Fuel for P1	225.25	7,015.26
	28/07/2022	National Australia Bank	Card Fee - July, 2022	9.00	7,024.26
Total CEO Card June, 2022				\$7,024.26	
DCEO 07/22 (Card 4580)	05/07/2022	Hunter Premium Funding	General Liability Insurance, instalment - 2022/23	76.23	7,100.49
	07/07/2022	Leonora Post Office	Service provided throughy CDC Hub - July, 2022	58.70	7,159.19
	08/07/2022	Department Of Transport	Service provided throughy CDC Hub - July, 2022	48.85	7,208.04
	08/07/2022	Department Of Transport	Service provided throughy CDC Hub - July, 2022	46.85	7,254.89
	08/07/2022	Department Of Transport	Service provided throughy CDC Hub - July, 2022	46.85	7,301.74
	08/07/2022	Department Of Transport	Service provided throughy CDC Hub - July, 2022	46.80	7,348.54
	08/07/2022	Department Of Transport	Service provided throughy CDC Hub - July, 2022	46.80	7,395.34
	08/07/2022	Department Of Transport	Service Provided through CDC Hub - July, 2022	20.40	7,415.74
	08/07/2022	Department Of Transport	Service Provided through CDC Hub - July, 2022	104.40	7,520.14
	08/07/2022	Department Of Transport	Service Provided through CDC Hub - July, 2022	104.40	7,624.54
	08/07/2022	Department Of Transport	Service Provided through CDC Hub - July, 2022	104.40	7,728.94
	22/07/2022	Doubletree by Hilton Perth	Accommodation A Baxter, Conference Attendance in Perth	988.00	8,716.94
	26/07/2022	Kalgoorlie Overland Motel	Accommodation, Meals and Incidentals for Puipuilupe Tavake	298.00	9,014.94
	26/07/2022	Kalgoorlie Overland Motel	Accommodation, Meals and Incidentals for Cheryl Cotterill	298.00	9,312.94
	28/07/2022	National Australia Bank	Card Fee - July, 2022	9.00	9,321.94
Total DCEO Card June, 2022				\$2,297.68	
MWS 06/22 (Card 7960)	04/07/2022	PTC Repairs and Access	Phone case & Screen protection for Depot Mobile	139.94	9,461.88
	04/07/2022	Ampol Foodery Coolgardie	Fuel for P6	133.00	9,594.88
	06/07/2022	Bunnings Building Supplies Pty Ltd	Clothesline for 44 Gwalia Street	225.00	9,819.88
	14/07/2022	DMIRS	High Risk Work renewal for C Molloy	44.00	9,863.88
	28/07/2022	National Australia Bank	Card Fee - July, 2022	9.00	9,872.88
Total MWS Card June, 2022				\$550.94	
Other Fees / Payments 06/22	05/07/2022	National Australia Bank	International Transaction Fee - Geocaching Hosting - July, 2022	4.37	9,877.25
	Total Other Fees/Payments June, 2022				\$4.37
2472	04/07/2022	National Australia Bank	Shire Credit Cards for June, 2022	\$12,360.66	

Accounts for Payment - September, 2022 Direct Bank Transactions

Shire of Leonora					
Monthly Report – List of Direct Bank Transactions Paid by Delegated Authority					
Submitted to Council on the 20th September, 2022					
The following list of accounts relate to Direct Bank Transactions paid under delegation by the Chief Executive Officer, since the previous list of accounts. Transactions are numbered from 2484 to 2513 and totalling \$45,481.29					
CHIEF EXECUTIVE OFFICER					
Transaction	Date	Name	Item	Payment by Delegated Authority	Balance
2484	01/08/2022	Westnet	Monthly Hosting of CRC E-mail Address July, 2022	11.00	11.00
2485	03/08/2022	National Australia Bank	Audit Cert Fee	70.00	81.00
2486	02/08/2022	National Australia Bank	Shire Credit Cards for July, 2022	9,877.25	9,958.25
2487	15/08/2022	Australian Super	Superannuation PPE:8/08/2022	2,415.09	12,373.34
2488	15/08/2022	Aware Super	Superannuation PPE:8/08/2022	9,702.94	22,076.28
2489	15/08/2022	Christian Super	Superannuation PPE:8/08/2022	73.50	22,149.78
2490	15/08/2022	CBUS	Superannuation PPE:8/08/2022	548.66	22,698.44
2491	15/08/2022	HESTA	Superannuation PPE:8/08/2022	288.05	22,986.49
2492	15/08/2022	Host Plus	Superannuation PPE:8/08/2022	859.34	23,845.83
2493	15/08/2022	ING Superannuation	Superannuation PPE:8/08/2022	162.27	24,008.10
2494	15/08/2022	MLC Super Fund	Superannuation PPE:8/08/2022	75.86	24,083.96
2495	15/08/2022	MTAA Superannuation Fund	Superannuation PPE:8/08/2022	396.69	24,480.65
2496	15/08/2022	TWU Superannuation Fund	Superannuation PPE:8/08/2022	469.31	24,949.96
2497	15/08/2022	Wealth Personal Super	Superannuation PPE:8/08/2022	151.72	25,101.68
2498	15/08/2022	3E Advantage	Fees and Charges for Printers July, 2022	4,756.55	29,858.23
2499	18/08/2022	National Australia Bank	POS Merchant Rev Fee for CRC	0.60	29,858.83
2500	24/08/2022	Click Super	Transaction & Facility Fees Superannuation July, 2022	29.59	29,888.42
2501	24/08/2022	Australian Super	Superannuation PPE:22/08/2022	2,394.87	32,283.29
2502	24/08/2022	Aware Super	Superannuation PPE:22/08/2022	9,670.80	41,954.09
2503	24/08/2022	Christian Super	Superannuation PPE:22/08/2022	73.50	42,027.59
2504	24/08/2022	CBUS	Superannuation PPE:22/08/2022	543.79	42,571.38
2505	24/08/2022	HESTA	Superannuation PPE:22/08/2022	288.05	42,859.43
2506	24/08/2022	Host Plus	Superannuation PPE:22/08/2022	1,027.63	43,887.06
2507	24/08/2022	ING Superannuation	Superannuation PPE:22/08/2022	245.85	44,132.91
2508	24/08/2022	MLC Super Fund	Superannuation PPE:22/08/2022	151.72	44,284.63
2509	24/08/2022	MTAA Superannuation Fund	Superannuation PPE:22/08/2022	392.15	44,676.78
2510	24/08/2022	TWU Superannuation Fund	Superannuation PPE:22/08/2022	536.34	45,213.12
2511	24/08/2022	Wealth Personal Super	Superannuation PPE:22/08/2022	139.74	45,352.86
2512	30/08/2022	National Australia Bank	NAB connect fee access and usage - August, 2022	50.73	45,403.59
2513	31/08/2022	National Australia Bank	Muni Account Fees August, 2022	77.70	45,481.29
GRAND TOTAL				\$45,481.29	

Accounts for Payment - September, 2022 Batch Payments 137 - 142

Shire of Leonora					
Monthly Report – List of Accounts Paid by Delegated Authority					
Submitted to Council on the 20th September, 2022					
<p>Batch Payments 137, 138,, 139, 140, 141 & 142, totalling \$927,032.69 have been paid by delegated authority by the Chief Executive Officer and has been checked and are fully supported by remittances and duly certified invoices with checks being carried out as to prices, computations and costing. Bank Details are reconciled against those invoices by two officers.</p>					
<p>_____</p> <p>CHIEF EXECUTIVE OFFICER</p>					
Batch Ref	Date	Name	Item	Payment by delegated Authority	Balance
BP 137.01	12/08/2022	Alex Baxter	Reimbursement for LIWA Conference 1/8/22 - 2/8/22 Meals and Parking	257.69	257.69
BP 137.02	12/08/2022	Arlene Collings-	Prints and Books for Resale at Gwalia	1,150.00	1,407.69
BP 137.03	12/08/2022	AYA Group Pty Ltd	Consumables Provided to the Childcare Centre, Hoover House, CRC and the Information Centre	871.33	2,279.02
BP 137.04	12/08/2022	Calimo Pty Ltd	Construction of Leonora Retirement Village Progress Claim # 1	408,870.00	411,149.02
BP 137.05	12/08/2022	Canine Control	Ranger Service for 1st to 3rd August, 2022	4,215.20	415,364.22
BP 137.06	12/08/2022	Cheryl Cotterill.	Reimbursement for Meals for Training 24/7/22 - 26/7/22	165.00	415,529.22
BP 137.07	12/08/2022	Concept Media	Advertising in the Australia's Golden Outback	720.23	416,249.45
BP 137.08	12/08/2022	Conway Highbury Pty Ltd	Changes to Existing Local Laws	907.50	417,156.95
BP 137.09	12/08/2022	CyberSecure Pty Limited	Monthly Data Protection August, 2022	250.80	417,407.75
BP 137.10	12/08/2022	Dunning's	Refill 38 Drums of Av Gas @ \$3.15321 per litre inc GST	23,964.36	441,372.11
BP 137.11	12/08/2022	Horizon Power	Fees and Charges for Street Lights and Decorative Street Lights 1/7/22 - 31/7/22	5,842.39	447,214.50
BP 137.12	12/08/2022	In2balance	Annual Licence, Maintenance and Support Fees for 2022/23 Rate Book Online and Fixed Assets Online	23,100.00	470,314.50
BP 137.13	12/08/2022	Leonora District High School P&C	Financial Support in Aid of the Leonora Rain Dance Saturday, 10th September, 2022	2,000.00	472,314.50
BP 137.14	12/08/2022	Local Health Authorities Analytical Comm	Analytical Services 2022/23	509.30	472,823.80
BP 137.15	12/08/2022	Luck Thai Cleaning	Cleaning of Shire Facilities	7,040.00	479,863.80
BP 137.16	12/08/2022	Magnum Road Maintenance - MRM	Supply Grader Operator for Maintenance Grading on Albion Downs and Old Agnew Roads and Maintaining Equipment	1,452.00	481,315.80
BP 137.17	12/08/2022	Mandy Wynne -	Various Works Associated with Accounting / Reckon August, 2022	1,605.12	482,920.92
BP 137.18	12/08/2022	MLG OZ Pty Ltd	50 Tone of 20mm Road base	1,527.63	484,448.55

Accounts for Payment - September, 2022 Batch Payments 137 - 142

Batch Ref	Date	Name	Item	Payment by delegated Authority	Balance
BP 137.19	12/08/2022	Netlogic Information Technology	Server and PC Monitoring, and Resolution of Minor Technical Issues for August, 2022 and 4 New Monitors for Main Office	2,211.50	486,660.05
BP 137.20	12/08/2022	Office National Kalgoorlie	Urgent Repairs to Main Office Printer	1,010.24	487,670.29
BP 137.21	12/08/2022	PFD Food Services Pty Ltd	Consumables for Hoover House	638.40	488,308.69
BP 137.22	12/08/2022	Prime Media Group Ltd	Promoting Leonora TV July, 2022	1,050.50	489,359.19
BP 137.23	12/08/2022	Puipuilupe Tavake.	Reimbursement for Meals for Training 24/7/22 - 26/7/22	165.00	489,524.19
BP 137.24	12/08/2022	RF Young	Pick up Signs and Install New Signs at Glenorn Yundamindra - Old Laverton Rd Intersection	6,640.11	496,164.30
BP 137.25	12/08/2022	Stratco (WA) Pty Ltd	2 Pallets of Quickset Concrete 20kg Bags for Depot	1,092.00	497,256.30
BP 137.26	12/08/2022	Tamara Watson	Reimbursement for Shelving, Cooking Day and Meals for Childcare Staff	877.95	498,134.25
BP 137.27	12/08/2022	Toll Transport Pty Ltd	Freight for Depot, Main Office and Gwalia	629.72	498,763.97
BP 137.28	12/08/2022	Wurth Australia Pty Ltd	Parts and Consumables for Depot	1,735.00	500,498.97
Total - Batch Payment 137				500,498.97	
BP 138.01	19/08/2022	Air Liquide W.A. Ltd	Rental Fees for August, 2022	26.06	500,525.03
BP 138.02	19/08/2022	Allied Pumps Pty Ltd	Davey Pump Spare Parts for Hoover House	988.49	501,513.52
BP 138.03	19/08/2022	Department of Fire and Emergency Services	2022/23 ESL Quarter 1	50,662.19	552,175.71
BP 138.04	19/08/2022	Elite Gym Hire	Gym Equipment Hire for the Month of August, 2022	1,499.74	553,675.45
BP 138.05	19/08/2022	Hersey's Safety Pty Ltd	Hi Vis Shirts, Long Pants and Boots for Depot	446.05	554,121.50
BP 138.06	19/08/2022	Horizon Power	Fees and Charges for LOT 849 Trump St 18/6/22 - 16/8/22	426.88	554,548.38
BP 138.07	19/08/2022	Kleenheat Gas	1 House Hold Gas Bottle for Lot 240 Hoover Street	127.03	554,675.41
BP 138.08	19/08/2022	Luck Thai Cleaning	Cleaning of Shire Facilities 1/8/22 - 14/8/22	7,227.00	561,902.41
BP 138.09	19/08/2022	Magnum Road Maintenance - MRM	Supply Grader Operator for Maintenance Grading on Old Agnew Road 14 - 17/8/22	2,904.00	564,806.41
BP 138.10	19/08/2022	McLeod's Barristers and Solicitors	Lease for Leonora Bowls Club	1,880.61	566,687.02
BP 138.11	19/08/2022	McMahon Burnett Transport	Freight for Main Office	106.17	566,793.19
BP 138.12	19/08/2022	Moore Australia	Accounting Services for July, 2022	22,653.40	589,446.59
BP 138.13	19/08/2022	Netlogic Information Technology	Server and PC Monitoring, and Resolution of Minor Technical Issues for August, 2022 and One Year Anti-virus Subscription for All Shire PC	2,212.50	591,659.09

Accounts for Payment - September, 2022 Batch Payments 137 - 142

Batch Ref	Date	Name	Item	Payment by delegated Authority	Balance
BP 138.14	19/08/2022	Office National Kalgoorlie	Stationery for Medical Centre, Main Office, Depot, CRC and Information Centre	1,190.67	592,849.76
BP 138.15	19/08/2022	Outback Parks&Lodges	Ranger Accommodation for 1/8/22 - 3/8/22	330.00	593,179.76
BP 138.16	19/08/2022	PFD Food Services Pty Ltd	Consumables for Hoover House	652.15	593,831.91
BP 138.17	19/08/2022	Tamara Watson	Reimbursement for Coffee Machine for Childcare Centre	1,099.00	594,930.91
BP 138.18	19/08/2022	Telstra	Fees and Charges for Camp Requisites 10/8/22 - 9/9/22 and Fees and Charges for Shire Accounts 21/7/22 - 16/8/22	2,883.64	597,814.55
BP 138.19	19/08/2022	Toll Transport Pty Ltd	Freight for Cactus Haters	35.34	597,849.89
BP 138.20	19/08/2022	Wildflora Factory	Assorted Seeds for Resale at Information Centre	419.20	598,269.09
BP 138.21	19/08/2022	Xstra Group Pty Ltd	PABX Hosting Provision and Support per Extension and Rental Service	521.27	598,790.36
Total - Batch Payment 138				98,291.39	
BP 139.01	22/08/2022	Home Migration Services	Sponsorship for N Zangmo First Instalment	3,300.00	602,090.36
Total - Batch Payment 139				3,300.00	
BP 140.01	26/08/2022	AusQ WA Pty Ltd	Update Traffic Management Plans	1,892.00	603,982.36
BP 140.02	26/08/2022	Baileys Fertilisers (AKC Pty Ltd)	Supply 2 Pallets of NPK Blue Mini and 1 Pallet Granulated Gypsum for Oval	4,180.00	608,162.36
BP 140.03	26/08/2022	Bidfood Kalgoorlie	Cleaning Supplies for Hoover House	454.79	608,617.15
BP 140.04	26/08/2022	Bitz Batteries	Supply Battery for P591	174.37	608,791.52
BP 140.05	26/08/2022	Bridgestone Mining Solutions	Supply 6 New Grader Tyres	10,820.73	619,612.25
BP 140.06	26/08/2022	Bunnings Building Supplies Pty Ltd	Supply 1 Pallet (56 bags) of Cement for Depot	601.34	620,213.59
BP 140.07	26/08/2022	Cleverpatch	Books, Toys and Consumables for Childcare Centre and Hats for Childcare Staff	2,710.40	622,923.99
BP 140.08	26/08/2022	Community Information Support Services	Annual Membership Licence and Support 9/8/22 - 9/8/23	3,150.00	626,073.99
BP 140.09	26/08/2022	Coolgardie Tyre Service	Repair Loaders Tyre with New O Rings	152.35	626,226.34
BP 140.10	26/08/2022	Department of Planning, Lands & Heritage	Cost Associated with Casement Over Portion of LOT 500 on Deposited Plan 417098 - Former Portion ...	6.30	626,232.64
BP 140.11	26/08/2022	Goldfields Canvas	Supply 8 Cargo Nets for the Containers for Change Bulk Bins	1,100.00	627,332.64
BP 140.12	26/08/2022	GTN Services	Replace Rear Quarter Window and Repair and Polish Front Drivers Window on P6, Scheduled Servicing on P782 and P4	1,881.87	629,214.51

Accounts for Payment - September, 2022 Batch Payments 137 - 142

Batch Ref	Date	Name	Item	Payment by delegated Authority	Balance
BP 140.13	26/08/2022	Harvey Norman AV/IT Superstore Kalgoorlie	1 Washing Machine for Lot 289 Queen Victoria St, 1 Fridge for Lot 250 Queen Victoria St and 1 Split System Aircon for Single Persons Quarters (Depot)	3,120.00	632,334.51
BP 140.14	26/08/2022	Horizon Power	Fees and Charges from 18/6/22 - 16/8/22	21,273.54	653,608.05
BP 140.15	26/08/2022	Kleenheat Gas	Rental Fees and Supply 7 45kg Gas Bottles for Depot	934.59	654,542.64
BP 140.16	26/08/2022	Leonora Motor Inn	Meals and Accommodation for D Burnside 17/8/22 - 19/8/22	304.50	654,847.14
BP 140.17	26/08/2022	LGISWA	Workers Compensation Endorsement Period 30/06/2021 to 30/06/2022	11,079.55	665,926.69
BP 140.18	26/08/2022	Magnum Road Maintenance - MRM	Supply Grader Operator for Maintenance Grading on Old Agnew Road	3,630.00	669,556.69
BP 140.19	26/08/2022	Modern Teaching Aids Pty Ltd	Toys, Furniture and Cleaning Supplies for Childcare Centre	8,477.79	678,034.48
BP 140.20	26/08/2022	NAPA Auto Parts	Supply 3 Cel-Fi-Go Mobile Phone Booster Kits Graders Camp and Supply 3 AM/FM Antenna for Depot	2,961.75	680,996.23
BP 140.21	26/08/2022	Netlogic Information Technology	Server and PC Monitoring, and Resolution of Minor Technical Issues for August, 2022	387.45	681,383.68
BP 140.22	26/08/2022	Northern Goldfields Electrical Pty Ltd	Supply and Install New Hand Dryers at J G Epis Centre, Repair Faulty Power Point and Extension Cord and Supply and Install New Element in Oven at Hoover House	2,420.40	683,804.08
BP 140.23	26/08/2022	Office National Kalgoorlie	Travel charges for Shire photocopier maintenance for August, 2022	385.00	684,189.08
BP 140.24	26/08/2022	Outback Parks&Lodges	Ranger Accommodation for 15/8/22 and 21/8/22	330.00	684,519.08
BP 140.25	26/08/2022	OWNA Corp Pty Ltd	Premium App Subscription for Childcare Centre 22/8/22 - 21/9/22	30.00	684,549.08
BP 140.26	26/08/2022	Penns Cartage Contractors	Freight for Depot	285.71	684,834.79
BP 140.27	26/08/2022	PFD Food Services Pty Ltd	Consumables for Hoover House	803.85	685,638.64
BP 140.28	26/08/2022	Reward Hospitality	Toiletries for Hoover House	1,778.55	687,417.19
BP 140.29	26/08/2022	RF Young	Install Signs on the Darlot Road plus 10% Levy	6,308.50	693,725.69
BP 140.30	26/08/2022	TAPS Industries Pty Ltd	Investigate and Repair Hot Water System and Fridge at J. G. Epis Centre and Unblock Drains at Lot 229 Hoover St	577.50	694,303.19
BP 140.31	26/08/2022	Toll Transport Pty Ltd	Freight for Main Office, Pool and Depot	82.62	694,385.81

Accounts for Payment - September, 2022 Batch Payments 137 - 142

Batch Ref	Date	Name	Item	Payment by delegated Authority	Balance
BP 140.32	26/08/2022	Tradelink Pty Ltd	Supply 3 Oredit Retic Controllers for 11 A and B Walton St and Oval Caretaker Residence	739.13	695,124.94
BP 140.33	26/08/2022	WesTrac Pty Ltd	Supply 2 9x3404 Batteries for P232	773.39	695,898.33
Total - Batch Payment 140				93,807.97	
BP 141.01	02/09/2022	A Flash of Life	To Continue on with Consultant Services and Associated Works in Relation to the Safer Leonora Plan	10,000.00	705,898.33
BP 141.02	02/09/2022	AYA Group Pty Ltd	Consumables Provided to the Hoover House, Childcare and CRC	1,480.77	707,379.10
BP 141.03	02/09/2022	BOC Limited	Monthly Container Service for Medical Centre and Depot	132.21	707,511.31
BP 141.04	02/09/2022	Canine Control	Ranger Service for 15th to 17th August, 2022	4,215.20	711,726.51
BP 141.05	02/09/2022	Circle H Contracting Pty Ltd	Loader Hire @ \$450.00 Per Day and Hourly Hire of 2 Double Side Tippers @ \$245p/h and Meals and Accommodation @ \$230 pp/day for Old Agnew Road 25/8/22 - 30/8/22	66,517.55	778,244.06
BP 141.06	02/09/2022	Construction Training Fund-	BCITF Levy Payment for 83 Hall Street	181.75	778,425.81
BP 141.07	02/09/2022	Coyles Mower & Chainsaw Centre	Repairs to MS391 Farm Boss Chainsaw and 1 Pull Starter for Robin Pump, Air Filter for Diesel Pump and Backpack Blower for Depot	1,376.90	779,802.71
BP 141.08	02/09/2022	Creative Spaces	Brochures for Gwalia Unwind	565.40	780,368.11
BP 141.09	02/09/2022	Eagle Petroleum (WA) Pty Ltd	Deliver Approximate 30,000 Litres of Diesel to Depot @ \$1.6224 per litre	53,546.34	833,914.45
BP 141.10	02/09/2022	Horizon Power	Fees and Charges for LOT 16 Tower Street 27/07/22 - 24/08/2022 20 994 9	85.89	834,000.34
BP 141.11	02/09/2022	Landgate	Mining Tenements Chargeable Schedule NO. M2022/8	323.00	834,323.34
BP 141.12	02/09/2022	Leonora Motor Inn	Accommodation for Mr P Craig 26th August to 27th August, 2022	135.00	834,458.34
BP 141.13	02/09/2022	Luck Thai Cleaning	Cleaning of Shire Facilities 15/8/22 - 28/8/22	7,301.25	841,759.59
BP 141.14	02/09/2022	Magnum Road Maintenance - MRM	Supply Grader Operator for Maintenance Grading on Old Agnew 23/8/22 - 29/8/22	5,082.00	846,841.59
BP 141.15	02/09/2022	Multiple Trades and Maintenance	Test and Report Backflow Device at Town Park	1,326.08	848,167.67
BP 141.16	02/09/2022	Northern Star Resources Ltd-	P39/05822/P39/05821 surrendered 25/8/2021	661.36	848,829.03
BP 141.17	02/09/2022	PFD Food Services Pty Ltd	Consumables for Hoover House	867.05	849,696.08
BP 141.18	02/09/2022	Telstra	Fees and Charges for CRC 10/08/22 - 10/09/22	2,511.17	852,207.25
BP 141.19	02/09/2022	Toll Transport Pty Ltd	Freight for Depot and Library	281.75	852,489.00

Accounts for Payment - September, 2022 Batch Payments 137 - 142

Batch Ref	Date	Name	Item	Payment by delegated Authority	Balance
BP 141.20	02/09/2022	WA Planning & Logistics	Proposed Landfill Site and Solid Waste Depot - LOT 51 Laverton-Leonora Road	2,112.00	854,601.00
BP 141.21	02/09/2022	Xstra Group Pty Ltd	PABX Hosting Provision and Support per Extension and Rental Service September, 2022	527.57	855,128.57
Total - Batch Payment 141				159,230.24	
BP 142.01	09/09/2022	Aaxxa	Supply Various Size RHS Printed, Roof Battens, Z Purlins and Weldmesh for Depot	5,796.56	860,925.13
BP 142.02	09/09/2022	AFGRI Equipment Australia Pty Ltd	Circle Shims and Parts for P2396	6,890.81	867,815.94
BP 142.03	09/09/2022	Alcolizer Technology	Breathalyzer 6 Month Calibration	99.00	867,914.94
BP 142.04	09/09/2022	Avdata Australia	Miscellaneous Charges - Standpipe Billing (Avdata) June, 2022	19.80	867,934.74
BP 142.05	09/09/2022	Batteries N More	Supply 1 Gas Soldering Iron, 2 Gas Refills and 2 Trail Cams for Depot	267.85	868,202.59
BP 142.06	09/09/2022	Cherie Zagorianos.	Rent for 2 Shop Space in Tower St for Nyunngaku Womens Group September, 2022	1,300.00	869,502.59
BP 142.07	09/09/2022	CyberSecure Pty Limited	Monthly Data Protection August, 2022	250.80	869,753.39
BP 142.08	09/09/2022	Debbie Jordan	Reimbursement for Working With Children Check	87.00	869,840.39
BP 142.09	09/09/2022	Department of Premier and Cabinet	Advertising of Rates Changes for Northern Star Village from RV to UV	109.20	869,949.59
BP 142.10	09/09/2022	Des Taylor	Emergency Repairs to Loader Tyre, Supply 3 Bags of Dog Biscuits and 1 Tray of Tinned Food, Patch...	959.60	870,909.19
BP 142.11	09/09/2022	Dynamic Gift International Pty Ltd	1000 X Stubby Holders and 500 Hat Pins for Resale at Gwalia	4,317.50	875,226.69
BP 142.12	09/09/2022	Eagle Petroleum (WA) Pty Ltd	Fuel Cards for August, 2022	1,428.20	876,654.89
BP 142.13	09/09/2022	European Foods	30kgs Coffee for Hoover House	690.00	877,344.89
BP 142.14	09/09/2022	Flex Industries Pty Ltd	Filter Kits and Parts for P012 and P596	2,474.45	879,819.34
BP 142.15	09/09/2022	GTN Services	Supply Drive Balts for Cement Mixer at Depot	68.08	879,887.42
BP 142.16	09/09/2022	Horizon Power	Fees and Charges for Street Lighting 1/8/22 - 31/8/22	5,842.39	885,729.81
BP 142.17	09/09/2022	In Safe Hands	Training for S Deki	44.00	885,773.81
BP 142.18	09/09/2022	INSTANT RACKING	New Traylor for Gwalia	2,800.00	888,573.81
BP 142.19	09/09/2022	Kalgoorlie Case & Drill Pty Ltd	Supply 1 3 Drawer Tool Box, 5 X Tek Bits, 5 X Phillips Short and 3 X Phillips Long for Depot	795.00	889,368.81
BP 142.20	09/09/2022	Kleenheat Gas	Supply 2 House Hold Gas Bottles for 11B Walton St and Supply 1 House Hold Gas Bottle for 29 Hoover St	423.78	889,792.59

Accounts for Payment - September, 2022 Batch Payments 137 - 142

Batch Ref	Date	Name	Item	Payment by delegated Authority	Balance
BP 142.21	09/09/2022	Lee-Anne Trevenen	Reimbursement for Hoover House and Childcare Centre	1,160.53	890,953.12
BP 142.22	09/09/2022	Leonora Post Office	Postage and Supplies for Main Office and Information Centre	685.25	891,638.37
BP 142.23	09/09/2022	Magnum Road Maintenance - MRM	Supply Grader Operator for Maintenance Grading on Old Agnew Road	3,630.00	895,268.37
BP 142.24	09/09/2022	Marketforce	Advertising for Call for Tender 01/2023 Road Grader and Works and Services Manager in the West Australia	3,960.85	899,229.22
BP 142.25	09/09/2022	McMahon Burnett Transport	Freight for Main Office	318.52	899,547.74
BP 142.26	09/09/2022	Moore Australia	Accounting Services for August, 2022	9,520.50	909,068.24
BP 142.27	09/09/2022	Netlogic Information Technology	Server and PC Monitoring, and Resolution of Minor Technical Issues for August, 2022	1,308.95	910,377.19
BP 142.28	09/09/2022	Nim Zangmo.	Reimbursement for Working With Children Check	87.00	910,464.19
BP 142.29	09/09/2022	Office National Kalgoorlie	Stationery for Dr, Gwalia, Depot and CRC	1,687.41	912,151.60
BP 142.30	09/09/2022	PFD Food Services Pty Ltd	Consumables for Hoover House	673.90	912,825.50
BP 142.31	09/09/2022	Pier Street Medical	Medical for M Molloy	80.35	912,905.85
BP 142.32	09/09/2022	Prime Media Group Ltd	Promoting Leonora TV August, 2022	1,100.00	914,005.85
BP 142.33	09/09/2022	Prosegur Australia Pty Ltd	ATM Fees and Charges August, 2022	2,928.38	916,934.23
BP 142.34	09/09/2022	Receptive Security	Technician to Attended Bowls Club, Replace Battery and Reset Timer on Alarm System	594.00	917,528.23
BP 142.35	09/09/2022	Richel Berry.	Reimbursement for Consumables for Hoover House	562.39	918,090.62
BP 142.36	09/09/2022	Sally Cronin.	Reimbursement for Working With Children Check	87.00	918,177.62
BP 142.37	09/09/2022	Sonam Deki.	Reimbursement for Working With Children Check	87.00	918,264.62
BP 142.38	09/09/2022	Steven Tweedie	Staff Training Intro to LG Employees, Accountable Plus Ethical Decision Making	2,200.00	920,464.62
BP 142.39	09/09/2022	Tennant Australia	Supply 2 Oil Filters for Depot	137.08	920,601.70
BP 142.40	09/09/2022	TM McColgan	Reimbursement for Womens Group	1,773.01	922,374.71
BP 142.41	09/09/2022	Toll Transport Pty Ltd	Freight for Hoover House Coffee Machine and Main Office	4,138.77	926,513.48
BP 142.42	09/09/2022	Vanguard Press	Freight and Handling of Northern Goldfields Tourism Maps and Brochures	519.21	927,032.69
Total - Batch Payment 136				71,904.12	
GRAND TOTAL				927,032.69	

Accounts for Payment - September 2022 Cheques & Payroll Liabilities

Shire of Leonora					
Monthly Report – List of Accounts Paid by Delegated Authority					
Submitted to Council on the 20th September, 2022					
The following list of accounts has been paid under delegation by the Chief Executive Officer, since the previous list of accounts. Transactions contain Cheques 25837 to 25838 and Payroll Liability payments since the previous list of accounts paid by Delegated Authority totalling \$229,619.43					
CHIEF EXECUTIVE OFFICER					
Cheque	Date	Name	Item	Payment by Delegated Authority	Balance
25837	19/08/2022	Australian Taxation Office	BAS July, 2022	41,207.00	41,207.00
25838	12/09/2022	Depratment of Transport	Registration for P2515	277.60	41,484.60
PL09082022	11/08/2022	Shire of Leonora	Payroll deductions PPE: 8/08/2022	1,841.34	43,325.94
PL23082022	25/08/2022	Shire of Leonora	Payroll deductions PPE: 22/08/2022	2,175.55	45,501.49
PPE05092022	06/09/2022	Shire of Leonora	Salaries & Wages PPE: 5/09/2022	91,029.87	136,531.36
PPE23082022	23/08/2022	Shire of Leonora	Salaries & Wages PPE: 22/08/2022	93,088.07	229,619.43
GRAND TOTAL				229,619.43	

10.0 REPORTS**10.4 ENVIRONMENTAL HEALTH OFFICER REPORTS**

Nil

10.0 REPORTS**10.5 ELECTED MEMBERS REPORTS**

Nil

11.0 APPLICATIONS FOR LEAVE OF ABSENCE

Nil

12.0 MOTIONS OF WHICH PREVIOUS NOTICE HAS BEEN GIVEN

Nil

13.0 QUESTIONS FROM MEMBERS WITHOUT NOTICE

Nil

14.0 NEW BUSINESS OF AN URGENT NATURE INTRODUCED BY DECISION OF THE MEETING**14.1 ELECTED MEMBERS**

Nil

14.0 NEW BUSINESS OF AN URGENT NATURE INTRODUCED BY DECISION OF THE MEETING**COUNCIL DECISION****Moved: Cr RM Cotterill****Seconded: Cr AE Taylor**

That late item 14.2.(A) Nambi Village Housing be accepted for consideration at the meeting.

CARRIED (6 VOTES TO 0)

14.0 NEW BUSINESS OF AN URGENT NATURE INTRODUCED BY DECISION OF THE MEETING**14.2 OFFICERS****14.2.(A) NAMBI VILLAGE HOUSING**

SUBMISSION TO:	Ordinary Council Meeting Meeting Date: 20th September 2022
AGENDA REFERENCE:	14.2.(A) SEP 22
SUBJECT:	Nambi Village Housing
LOCATION/ADDRESS:	Lot 1327 Leonora-Nambi Road, Leonora
NAME OF APPLICANT:	Nambi Village Housing (House 21)
FILE REFERENCE:	23.2.0
AUTHOR, DISCLOSURE OF ANY INTEREST AND DATE OF REPORT	
NAME:	Dave Hadden
OFFICER:	Environmental Health Officer/Building Surveyor
INTEREST DISCLOSURE:	Nil
DATE:	19th September 2022
SUPPORTING DOCUMENTS:	Nil

BACKGROUND**Summary**

Staff carried out an inspection of all Nambi housing stock with the exception of House 18 on the 7th June 2022. All of the homes were found to be unfit for human habitation. The homes were found to be in various states of poor cleanliness to dangerous condition. While staff and Council have previously tried unsuccessfully to entice the responsible agencies over the years to take responsibility for the condition of these homes, there appears to be a reluctance or inability from the Department of Communities (CHL) point of view to carry out required repairs when brought to their attention.

Community members (tenants) have been complaining to Council that the CHL Repairs Hotline (1300424573) is not working resulting in tenants giving up ringing the hotline to report maintenance needs including, in some cases dangerous conditions requiring immediate repair.

This failure by the CHL hotline and lead maintenance agency (Lakes) to adequately manage maintenance needs across the Goldfields Community Housing stock has led to the point that staff have advised the Aboriginal Lands Trust by email on the 13th June 2022 of Councils EHO/Building Surveyors concerns regarding the condition of the Nambi Village housing stock. Further warning that an Unfit for Human Habitation Notice may be served on the Aboriginal Lands Trust against eight homes in the village (in a descending order of risk) requiring repairs to return the homes to a habitable standard or that the homes be demolished if unable to be returned to a habitable standard within the required timeline.

Primarily, the main issues with the homes are uncleanliness, lack of windows, internal damage to walls, while most wet areas have tiles missing allowing water penetration into wall cavities and rooms next to the bathrooms creating conducive conditions for mould growth. Bathrooms and

toilets are filthy and non-functional in most cases. Kitchen cabinets, electrical appliances (stoves) throughout the homes require repair/thorough cleaning/replacement.

The Shire has received legal advice that, for the purposes of the Health (Miscellaneous Provisions) Act 1911, the owner of the land and, therefore, the houses on the land, is the Aboriginal Affairs Planning Authority (AAPA) and that the Aboriginal Land Trust (ALT) may be regarded as an occupier for the purposes of the Health Act.

In view of the above, it is recommended that Council approve the serving of notices under section 139 of the Health (Miscellaneous Provisions) Act 1911 on the AAPT, as owner, and the ALT, as occupier, requiring the AAPT and the ALT to clean and repair the homes and render them fit for human habitation.

CHL are unable to provide clear advice on which properties in the Village are currently tenanted. The majority of the homes in Nambi appear vacant but it yet to be determined clearly by CHL if there are listed tenancies against those properties. However, by giving notices under s.139 of the Act, the houses which are tenanted will not have to be vacated while waiting to be repaired.

STATUTORY ENVIRONMENT

Health (Miscellaneous Provisions) Act 1911 and Shire of Leonora Health Local Laws Part 3, 3.1.1.

POLICY IMPLICATIONS

There are no policy implications resulting from the recommendation of this report.

FINANCIAL IMPLICATIONS

There will be Financial implications resulting from the engagement of Councils Barristers and Solicitors to provide advice and representation should prosecution actions be required for noncompliance with the Notice.

STRATEGIC IMPLICATIONS

There are no strategic implications resulting from the recommendation of this report.

RECOMMENDATIONS

That Council request staff to give the statutory bodies responsible for the houses at Nambi Village notices under Section 139 of the Health (Miscellaneous Provisions) Act 1911 requiring the houses to be cleaned and repaired so that they are fit for human habitation and so that the houses comply with the relevant requirements contained in Parts 2 and 3 of the Shire of Leonora Health Local Laws 1999.

VOTING REQUIREMENT

Absolute Majority

COUNCIL DECISION**Moved: Cr AM Moore****Seconded: Cr LR Petersen**

That Council request staff to give the statutory bodies responsible for the houses at Nambi Village notices under Section 139 of the Health (Miscellaneous Provisions) Act 1911 requiring the houses to be cleaned and repaired so that they are fit for human habitation and so that the houses comply with the relevant requirements contained in Parts 2 and 3 of the Shire of Leonora Health Local Laws 1999.

CARRIED BY ABSOLUTE MAJORITY (6 VOTES TO 0)

15.0 MEETING CLOSED TO PUBLIC

15.1 MATTERS FOR WHICH THE MEETING MAY BE CLOSED

Nil

15.0 MEETING CLOSED TO PUBLIC

15.2 PUBLIC READING OF RESOLUTIONS THAT MAY BE MADE PUBLIC

16.0 STATE COUNCIL AGENDA

Nil

17.0 NEXT MEETING

Tuesday 18th October 2022

18.0 CLOSURE OF MEETING

There being no further business, the Chairperson, Shire President, Cr PJ Craig declared the meeting closed at 10:39.