


SHIRE OF LEONORA



**MINUTES OF ORDINARY COUNCIL MEETING
HELD IN COUNCIL CHAMBERS, LEONORA
ON TUESDAY 16TH APRIL, 2024
COMMENCING AT 9:33.**

SHIRE OF LEONORA
ORDER OF BUSINESS FOR MEETING HELD
TUESDAY 16TH APRIL, 2024.

COLOUR

CODING	1	DECLARATION OF OPENING/ ANNOUNCEMENT OF VISITORS	4
	2	DISCLAIMER NOTICE	4
	3	COUNCIL MEETING INFORMATION NOTES	4
	4	PUBLIC QUESTION TIME	4
	4.1	RESPONSE TO PREVIOUS PUBLIC QUESTIONS TAKEN ON NOTICE	4
	4.2	PUBLIC QUESTION TIME	4
	5	ANNOUNCEMENTS FROM THE PRESIDING MEMBER	4
	6	RECORD OF ATTENDANCE / APOLOGIES / LEAVE OF ABSENCE	5
	6.1	ATTENDANCE	5
	6.2	APOLOGIES	5
	6.3	APPLICATIONS FOR LEAVE OF ABSENCE	5
	6.4	APPROVED LEAVE OF ABSENCE	5
	7	DECLARATION OF INTEREST	5
	7.1	DECLARATIONS OF FINANCIAL INTEREST	5
	7.2	DECLARATIONS OF PROXIMITY INTEREST	5
	7.3	DECLARATIONS OF IMPARTIALITY INTEREST	5
White	8	CONFIRMATION OF MINUTES FROM PREVIOUS MEETING	6
	9	PRESENTATIONS	6
	9.1	PETITIONS	6
	9.2	PRESENTATIONS	6
	9.3	DEPUTATIONS	6
	9.4	DELEGATES REPORTS	6
	10	REPORTS	7
Orange	10.1	REPORTS OF #SAFERLEONORA COMMITTEE	6
Orange	10.2	REPORTS OF AUDIT AND RISK COMMITTEES	6
Pink	10.3	CHIEF EXECUTIVE OFFICER REPORTS	7

	(A) Review of Plan for the Future	7
	(B) RFT 04/2024 - Gravel Sheeting of Leinster Downs Road	37
Blue	10.4 MANAGER OF BUSINESS SERVICES REPORTS	40
	(A) Monthly Financial Statements - March, 2024	40
	(B) Accounts for Payment - March - April, 2024	51
Green	10.5 ENVIRONMENTAL HEALTH OFFICER REPORTS	63
Yellow	10.6 ELECTED MEMBERS REPORTS	63
11	MOTIONS OF WHICH PREVIOUS NOTICE HAS BEEN GIVEN	63
12	QUESTION FROM MEMBERS WITHOUT NOTICE	63
13	NEW BUSINESS OF AN URGENT NATURE INTRODUCED BY DECISION OF THE MEETING	63
	13.1 ELECTED MEMBERS	63
	13.2 OFFICERS	63
14	MEETING CLOSED TO PUBLIC	63
	14.1 MATTERS FOR WHICH THE MEETING MAY BE CLOSED	63
	14.2 PUBLIC READING OF RESOLUTIONS THAT MAY BE MADE PUBLIC	63
15	STATE COUNCIL AGENDA	63
16	NEXT MEETING	63
17	CLOSURE OF MEETING	63

1.0 DECLARATION OF OPENING / ANNOUNCEMENT OF VISITORS

1.1 The Shire President CR PJ Craig declared the meeting open at 9:33am.

1.2 Visitors or members of the public in attendance
Nil

2.0 DISCLAIMER NOTICE

3.0 COUNCIL MEETING INFORMATION NOTES

4.0 PUBLIC QUESTION TIME

4.1 RESPONSE TO PREVIOUS PUBLIC QUESTIONS TAKEN ON NOTICE
Nil

4.2 PUBLIC QUESTION TIME
Nil

5.0 ANNOUNCEMENT FROM THE PRESIDING MEMBER

Shire President, Cr PJ Craig made the following announcements:

- Deputy Premier Rita Saffioti came through Leonora, and was able to meet with us briefly on 27 March, 2024. Discussions around the bypass road and also land availability and development for the region occurred though no actions to note.
- Attended the Audit Planning meeting on 19 April, 2024. Overall very positive as an Entrance Meeting, providing an overview of the timeline and expectations for the Auditors, the OAG and the Shire. Biggest takeaway is the potential for the final audit documentation to be prepared and ready for adoption at the meeting held November, 2024 which is earlier than previous years.
- Mr Bob Majstrovich, longstanding contractor and member of the Leonora Community has passed away. His contributions to the development of the Shire of Leonora over the years has been immeasurable, and his passing is a great loss. His funeral will be held 26th April with myself in attendance. A wreath has already been organised on behalf of the Council, and it's hoped that we will have the opportunity to speak to the contributions Mr Majstrovich has made to the community during this time.

ORDINARY COUNCIL MEETING MINUTES

6.0 RECORD OF ATTENDANCE / APOLOGIES / LEAVE OF ABSENCE

6.1 Attendance

President (Chairperson)

PJ Craig

Deputy President

RA Norrie

Councillors

RM Cotterill

F Harris

AE Taylor

LR Petersen

TM Nardone

Chief Executive Officer

TD Matson

Manager of Business Services

K Lord

Manager of Community Services

A Baxter

Manager of Works and Services

P Warner

6.2 Apologies

Nil

6.3 Applications for Leave of Absence

Nil

6.4 Approved Leave of Absence

7.0 DECLARATION OF INTEREST

7.1 Declaration of Financial Interest

Nil

7.2 Declaration of Proximity Interest

Nil

7.3 Declaration of Impartiality Interest

Nil

8.0 CONFIRMATION OF MINUTES FROM PREVIOUS MEETING

COUNCIL DECISION

Moved: Cr LR Petersen

Seconder: Cr RA Norrie

That the minutes of the Ordinary Council Meeting held on 19 March, 2024 be confirmed

CARRIED (7 VOTES TO 0)

*For: Cr RA Norrie, Cr F Harris, Cr RM Cotterill, Cr AE Taylor,
Cr T Nardone, Cr LR Petersen, Cr PJ Craig*

9.0 PRESENTATIONS

9.1 Petitions

Nil

9.2 Presentations

Nil

9.3 Deputations

Nil

9.4 Delegates Reports

Nil

10.0 REPORTS

10.1 REPORTS OF #SAFERLEONORA COMMITTEE

Nil

10.0 REPORTS

10.2 REPORTS OF AUDIT AND RISK COMMITTEES

Nil

10.0 REPORTS

10.3 CHIEF EXECUTIVE OFFICER REPORTS

10.3.(A) REVIEW OF PLAN FOR THE FUTURE

SUBMISSION TO: Ordinary Council Meeting
Meeting Date: 16th April 2024

AGENDA REFERENCE: 10.3.(A) APR 24

SUBJECT: Review of Plan for the Future

LOCATION/ADDRESS: Leonora

NAME OF APPLICANT: N/A

FILE REFERENCE: 1.51

AUTHOR, DISCLOSURE OF ANY INTEREST AND DATE OF REPORT

NAME: Ty Matson

OFFICER: Chief Executive Officer

INTEREST DISCLOSURE: Nil

DATE: 10th April 2024

SUPPORTING DOCUMENTS:

1. SoL Plan for the Future - Amendments
2. SoL Plan for the Future - Summary
3. SoL Plan for the Future - Minor Review

BACKGROUND

On 26 August 2012 the Minister for Local Government introduced regulations (contained within the *Local Government (Administration) Regulations 1996* which established new requirements for the Plan for the Future under the *Local Government Act 1995*. This was known as the introduction of the Integrated Planning Framework.

Under these regulations, local governments were required to develop and adopt (by absolute majority) two key documents, a Strategic Community Plan (SCP) and a Corporate Business Plan (CBP), which were to act as main drivers of the annual budget. A core component of Corporate Business Planning includes a 4-year service delivery program, aligned to the strategic direction identified during the Strategic Community Planning, and accompanied by financial projections.

These two documents (i.e. SCP and CBP) are supported and informed by other key documents, including the Asset Management Plan, Long Term Financial Plan and Workforce Plan. The last major review of the Strategic Community Plan undertaken in 2021, resulted in the updated plan being prepared as a Plan for the Future, for an integrated approach to Strategic Community Planning and Corporate Business Planning.

In accordance with Regulations, a local government is to review its current Plan for the Future each year prior to adopting the Budget. The attached amendments are the outcome of workshops with the Shire of Leonora executive team on 19 February 2024, to undertake a minor review of the 'Plan for the Future – 2021-2031'.

The Shire of Leonora – Plan for the Future Minor Review 2024 is attached for consideration.

STAKEHOLDER ENGAGEMENT

Not required

STATUTORY ENVIRONMENT

Section 5.56 of the *Local Government Act 1995* requires local governments to Plan for the Future, ensuring that plans made are in accordance with any regulations made about planning for the future of the district. Regulation 19C of the *Local Government (Administration) Regulations 1996* requires the creation of a Strategic Community Plan in accordance with the following:

1. A local government is to ensure that a strategic community plan is made for its district in accordance with this regulation in respect of each financial year after the financial year ending 30 June 2013.
2. A strategic community plan for a district is to cover the period specified in the plan, which is to be at least 10 financial years.
3. A strategic community plan for a district is to set out the vision, aspirations and objectives of the community in the district.
4. A local government is to review the current strategic community plan for its district at least once every 4 years.
5. In making or reviewing a strategic community plan, a local government is to have regard to —
 - (a) the capacity of its current resources and the anticipated capacity of its future resources; and
 - (b) strategic performance indicators and the ways of measuring its strategic performance by the application of those indicators; and
 - (c) demographic trends.
6. Subject to subregulation (9), a local government may modify its strategic community plan, including extending the period the plan is made in respect of.
7. A council is to consider a strategic community plan, or modifications of such a plan, submitted to it and is to determine* whether or not to adopt the plan or the modifications.

**Absolute majority required.*

8. If a strategic community plan is, or modifications of a strategic community plan are, adopted by the council, the plan or modified plan applies to the district for the period specified in the plan.
9. A local government is to ensure that the electors and ratepayers of its district are consulted during the development of a strategic community plan and when preparing modifications of a strategic community plan.
10. A strategic community plan for a district is to contain a description of the involvement of the electors and ratepayers of the district in the development of the plan or the preparation of modifications of the plan.

Regulation 19DA requires that a corporate business plan is made for the district covering at least 4 years and setting out, consistent with any relevant priorities set out in the strategic community plan for the district, a local government's priorities for dealing with the objectives and aspirations of the community in the district.

Section 5.96A (1)(e) of the *Local Government Act 1995* also requires the current plan for the future documents to be published on the official local government website.

POLICY IMPLICATIONS

There are no policy implications resulting from the recommendation of this report.

FINANCIAL IMPLICATIONS

Moore Australia were engaged in July 2022 to provide integrated planning and reporting services for a three-year service period, being the 2022/23, 2023/24 and 2024/25 financial years. This engagement includes facilitating the minor review of the Plan for the Future. Provision is included in the relevant budget for Moore Australia to deliver these integrated planning and reporting services.

Future financial implications will exist in terms of the delivery of some of the strategies identified within the plan and these will continue to be considered and costed.

STRATEGIC IMPLICATIONS

The Strategic Community Plan provides the overall strategic direction for the community, for Council and for others who deliver services and play a part in the community. The plan can be used as a guiding document, not only with respect to the Shire of Leonora's responsibilities, but with respect to the broader community's responsibilities; and those of other agencies, private investors, residents and so on. As such the plan is of significant strategic importance.

RISK MANAGEMENT

Not applicable

RECOMMENDATIONS

1. That Council adopt by absolute majority, the minor review of the Shire of Leonora Plan for the Future 2021-2031, as attached, as required by Section 5.56 of the *Local Government Act 1995*.

VOTING REQUIREMENT

Absolute Majority

Signed: 21 MAY 2024

President: _____

ORDINARY COUNCIL MEETING MINUTES

16 APRIL 2024

COUNCIL DECISION

Moved: Cr RA Norrie

Seconded: Cr F Harris

1. That Council adopt by absolute majority, the minor review of the Shire of Leonora Plan for the Future 2021-2031, as attached, as required by Section 5.56 of the *Local Government Act 1995*.

CARRIED BY ABSOLUTE MAJORITY (7 VOTES TO 0)

***For: Cr RA Norrie, Cr F Harris, Cr RM Cotterill, Cr AE Taylor,
Cr T Nardone, Cr LR Petersen, Cr PJ Craig***

Shire of Leonora – Plan for the Future Minor Review 2024

The following amendments are the outcome of workshops with the Shire of Leonora executive team, on 19 February 2024, to undertake a desktop review of the Plan for the Future.

Amended Actions

Action No.	2023 Action	2024 Action
1.1.3.1	Identify and implement appropriate sport and recreation opportunities, as part of a regional northern goldfields approach	Identify and implement appropriate sport and recreation opportunities
1.2.2.2	Ensure appropriate management of new aged care accommodation precinct	Ensure appropriate management of independent living precinct
1.3.1.1	Implement Community Health Plan initiatives in line with annual budget process	Implement Public Health Plan initiatives in line with annual budget process
3.1.4.1	Consider initiatives and seek funding for control of invasive weeds and feral animals	Consider initiatives and seek funding for control of invasive weeds
3.2.5.2	Seek funding for restoration of Gwalia State Hotel and investigate opportunities for utilisation	Investigate opportunities for utilisation of restored Gwalia State Hotel
4.1.2.1	Ongoing training and development for elected members	Ongoing training and development for council members

2023 Completed | Removed Actions

Action No.	Actions	Comment
1.1.1.4	Consider opportunities to participate in competitions promoting the district	Remove - not relevant

Plan for the Future

Strategic Community Plan
2021 - 2031

SUMMARY





OUR VISION

A proactive, sustainable, safe and friendly place to be

Objectives, outcomes and strategies to achieve the Plan:

SOCIAL OBJECTIVE

An empowered and spirited community

Strategic Outcome

- 1.1 A great sense of community
- 1.2 Engaged and supported community
- 1.3 Community health and well-being initiatives

Strategies

- 1.1.1 Exhibit the community spirit and showcase attractions of the Shire
- 1.1.2 Promote sense of community
- 1.1.3 Support community in sporting, recreational and volunteering initiatives
- 1.1.4 Celebrate our cultural and social diversity
- 1.2.1 Support youth engagement initiatives and programs
- 1.2.2 Ensure appropriate infrastructure and facilities, servicing the health and social needs of our senior residents
- 1.3.1 Support and advocate for community health and wellbeing initiatives and provision of services to the community
- 1.3.2 Become the regional service hub for the Northern Goldfields

ECONOMIC OBJECTIVE

The economic hub of the northern goldfields

Strategic Outcome

- 2.1 The economic focal point for business and industry in the Northern Goldfields
- 2.2 Increased awareness of the district and regional attractions

Strategies

- 2.1.1 Attract new industry, business, investment and encourage economic diversity and growth of local business
- 2.1.2 Develop Leonora as an intermodal transportation hub for the Northern Goldfields and alternate route to the Pilbara, Midwest and the great Australian outback
- 2.1.3 Improve essential infrastructure and services to promote growth
- 2.2.1 Promote the northern goldfields region and assist development of tourism initiatives
- 2.2.2 Enhance and maintain local attractions and associated infrastructure

ENVIRONMENT OBJECTIVE

Forward thinking management of the built and natural environment

Strategic Outcome

- 3.1 Sustainable and effective environmental management
- 3.2 Infrastructure and services meeting the needs of our community

Strategies

- 3.1.1 Ensure appropriate resource recovery process and facilities
- 3.1.2 Manage hazardous materials and seek waste minimisation
- 3.1.3 Collaborate with mining companies, seeking reduction in adverse effects of mining activity to the townsite
- 3.1.4 Support pest and weed control within the district
- 3.1.5 Protect local natural attractions
- 3.2.1 Provide appropriate community infrastructure
- 3.2.2 Pursue appropriate road, rail and air transport infrastructure network
- 3.2.3 Preserve the Shire's historic heritage assets for future generations
- 3.2.4 Ensure the Shire's historic Gwalia buildings remain for future generations by specific asset management planning
- 3.2.5 Progress transfer of ownership of the Gwalia State Hotel to the Shire of Leonora

LEADERSHIP OBJECTIVE

An innovative and proactive local government

Strategic Outcome

- 4.1 An innovative, strategically focused Council leading our community
- 4.2 An effective organisation, providing strong leadership and services

Strategies

- 4.1.1 Effectively represent and promote the Shire of Leonora
- 4.1.2 Provide strategic leadership and governance
- 4.2.1 Provide appropriate services to the community, professionally and efficiently
- 4.2.2 Provide a positive and safe workplace

Plan for the Future

Strategic Community Plan and
Corporate Business Plan
2021 - 2031

Minor Review: Adopted 18 July 2023

Minor Review: Draft April 2024



CONTENTS

Foreword	01
Our Plan at a Glance	02
Framework	03
About Us	05
Community Engagement	06
Aspirations and Values	08
Strategic Direction	09
Key Objective 1	10
Key Objective 2	12
Key Objective 3	14
Key Objective 4	16
Services and Facilities	17
Resources	18
Measuring our Progress	19
Strategic Risk Management	20
References	21

Shire of Leonora
16 Tower Street
PO Box 56
Leonora WA 6438
P: 08 9037 6044
F: 08 9037 6295
E: admin@leonora.wa.gov.au

WELCOME

We are pleased to present the Shire of Leonora Plan for the Future: Strategic Community Plan and Corporate Business Plan 2021 – 2031. This Plan is part of the Shire of Leonora's continued commitment in maintaining a focus to ensure we strive to work with our community to meet their needs, support their aspirations, demonstrate leadership and act with fairness.

This Plan shares our vision and objectives, aligned to the community's expressed perspective and aspirations for the future. It outlines how we will, over the next decade, work towards a brighter future for the Shire of Leonora community.

This could not have been produced without the input of the local community. We are grateful to the community for their participation and especially to those who took the time to provide input into the strategic community planning process. Your responses gave us valuable insight into your vision for the future of the Shire of Leonora.

We have endeavoured to capture the community's aspirations and have reflected these in our vision and desired outcomes. As a local government we will work in partnership with the community, and other key stakeholders, to deliver these outcomes using the strategies we have detailed in this Plan.

In recent years, the Shire of Leonora has undertaken infrastructure developments which will be of ongoing benefit to our resident population, local business and visitors to the Shire of Leonora. During the development of this Plan, we recognised this progress and identified the need to ensure the Shire has sufficient resources and capacity to maintain our infrastructure and current levels of services to the community.

Peter Craig, President
Jim Epis, Chief Executive Officer

December 2021



FOREWORD



OUR VISION

A proactive, sustainable, safe and friendly place to be

OUR STRATEGIC OBJECTIVES

SOCIAL

An empowered and spirited community

How we see this... the Outcomes

- 1.1 A great sense of community
- 1.2 Engaged and supported community
- 1.3 Community health and well-being initiatives

ECONOMIC

The economic hub of the northern goldfields

How we see this... the Outcomes

- 2.1 The economic focal point for business and industry in the Northern Goldfields
- 2.2 Increased awareness of the district and regional attractions

ENVIRONMENT OBJECTIVE

Forward thinking management of the built and natural environment

How we see this... the Outcomes

- 3.1 Sustainable and effective environmental management
- 3.2 Infrastructure and services meeting the needs of our community

LEADERSHIP OBJECTIVE

An innovative and proactive local government

How we see this... the Outcomes

- 4.1 An innovative, strategically focused Council leading our community
- 4.2 An effective organisation, providing strong leadership and services



INTEGRATED PLANNING AND REPORTING

All Western Australian local governments are required to prepare a Plan for the Future for their district, comprising of two key strategic documents, a Strategic Community Plan and Corporate Business Plan. Local governments are required to have regard for the Plan for the Future when forming their annual budget.

Plan for the Future

This Plan for the Future is an integrated approach, combining the Strategic Community Plan and Corporate Business Plan into one document, reflecting their strategic alignment and integration.

Strategic Community Planning

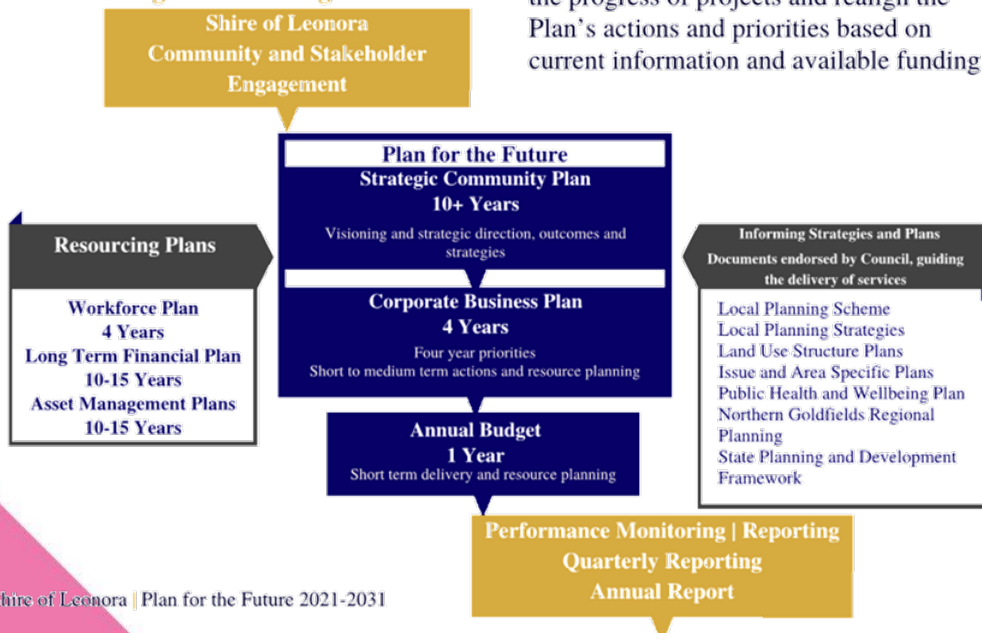
The Strategic Community Plan is Council's principal 10-year strategy and planning tool, guiding the remainder of the Shire's strategic planning. Community engagement underpins the Strategic Community Plan.

An essential element of the development process is to enable community members and stakeholders to participate in shaping the future of the community, identifying issues and solutions.

Review of the Plan

In accordance with statutory requirements, the Strategic Community Plan is reviewed and updated on a 4-year review cycle including community consultation, with a desktop review being undertaken every 2 years.

The Integrated Planning Structure



Corporate Business Planning

Achieving the community's vision and the Shire's strategic objectives requires development of actions to address each strategy contained within the Strategic Community Plan.

A core component of Corporate Business Planning includes a 4-year service delivery program, aligned to the strategic direction identified during the Strategic Community Planning, and accompanied by financial projections. These projections are undertaken through the long term financial planning process.

Review of the Plan

In accordance with statutory requirements, the Corporate Business Plan component of this Plan for the Future is reviewed and updated annually to assess the progress of projects and realign the Plan's actions and priorities based on current information and available funding.

FRAMEWORK



INTEGRATED PLANNING AND REPORTING

Strategic Community Planning

The Shire of Leonora intends to use the Strategic Community Plan in several ways, including:

- Guide Council's priority setting and decision making;
- Be a mechanism for the ongoing integration of local planning initiatives;
- Inform the decision making of other agencies and organisations, including community and State Government;
- Provide a rationale to pursue grants and other resources by demonstrating how specific projects align with the aspirations of our community, within the strategic direction of the Shire;
- Inform potential investors and developers of our community's key priorities, and the way we intend to grow and develop;
- Engage local businesses, community groups and residents in various ways to contribute to the Shire's future; and
- Provide a framework for monitoring progress against our vision.

Importantly, plans are only effective if adequate resources are dedicated to ensuring objectives can be delivered. The informing plans detailed next provide this more detailed level of service and resource planning.

Strategic Resourcing Plan

The Shire took a combined approach to asset management, long term financial and workforce planning processes to produce an overarching Strategic Resourcing Plan. A key objective of the Strategic Resource Plan is to highlight and define key long term strategies to maintain financial and asset services to the community over the long term.

Asset Management Planning Component

The Shire has developed an Asset Management Plan for major asset classes in accordance with Council's Asset Management Policy. The Asset Management Plan forms a component of an overall Asset Management Strategy which addresses the Shire's current processes and sets out the steps required to continuously improve the management of Shire controlled assets.

Capital renewal requirements are contained within the Asset Management Plan and have been planned for to the extent the financial and workforce resources are available to enable the renewals to occur.

Long Term Financial Planning Component

The Shire of Leonora is planning for a positive and sustainable future. The Shire seeks to maintain, and where possible, improve service levels into the future while maintaining a healthy financial position.

During the development of this Plan for the Future, the Long Term Financial Plan was considered to ensure integration, resulting in an update to the capital works program.

Workforce Planning Component

The Workforce Plan provides the workforce management and resource strategies necessary to deliver the objectives, outcomes and strategies of the Shire's Strategic Community Plan. Workforce issues have been considered during the development of this Plan for the Future.

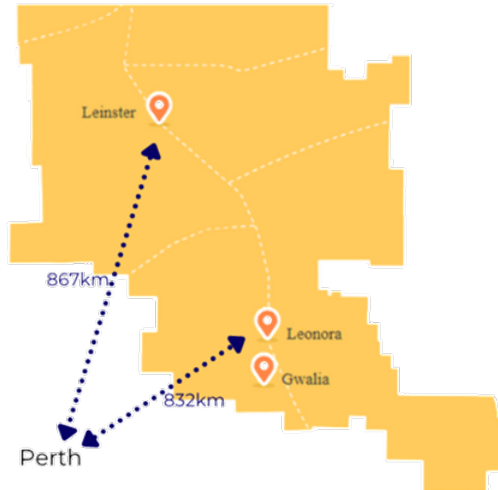
SHIRE OF LEONORA



Landscape

In the centre of Western Australia's golden outback is the Shire of Leonora:

- **32,189** square kilometres
- **Towns:** Leonora, Leinster, Gwalia (ghost town)
- **832** kilometres north east of Perth
- **771** dwellings
- **Day time temperatures** averaging 15°C in winter to 38°C in summer



Heritage



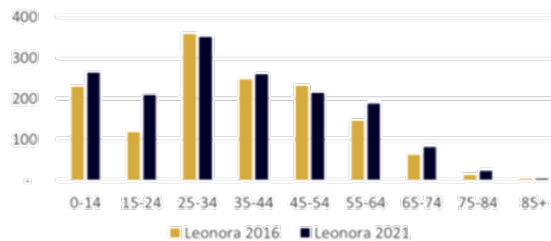
The thriving town of Leonora grew from the resourcefulness of early gold prospectors and miners and the tenacity of pastoralists. Leonora was gazetted in 1898 and by 1899 there were three hotels, three bakeries, a wide variety of shops, post office, police and fire stations, school, banks, church and Cobb & co services.

The area has an extensive Indigenous history, with a number of native title determinations approved.

People

- **2,000** est. FIFO/DIDO population
- **2021** 1,596 resident population
- **2016** 1,412 resident population
- **2011** 2,512 resident population
- **Stable** population base
- **Low** unemployment rate

Resident Population by Age



ABOUT US

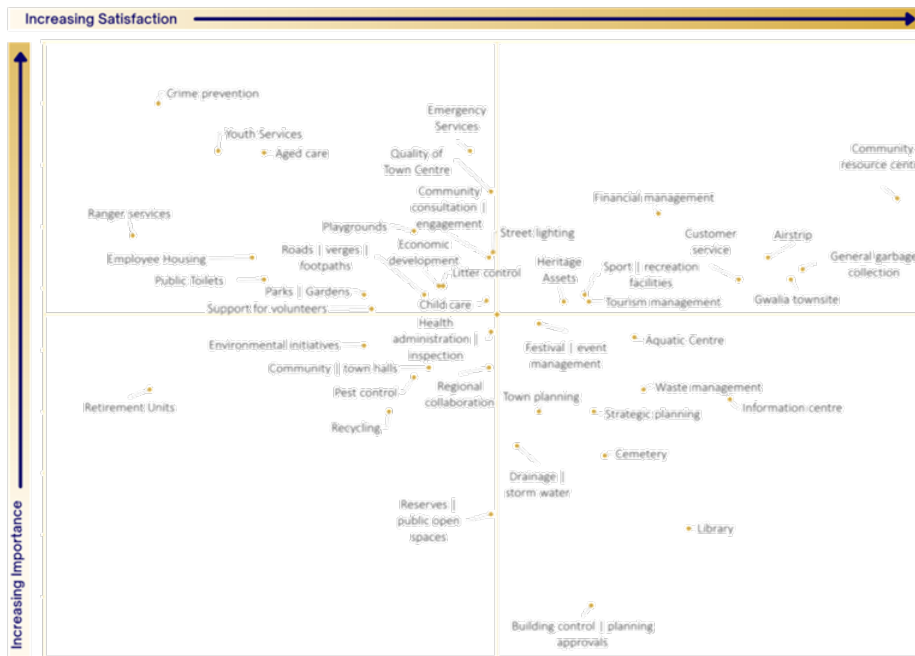
OUR COMMUNITY'S VOICE



Survey Responses

Survey respondents rated their perspective of the importance and their level of satisfaction with current and anticipated Shire services, facilities and support. Based on the survey results, the importance and satisfaction of various Shire services, community facilities and infrastructure were determined, relative to each other.

Importance and Satisfaction with current services



How these results are calculated:

Services and facilities with a higher than average importance to the community are reflected in the top half of the chart. Services and facilities the community is most satisfied with are reflected in the right half of the chart.

The overall satisfaction and importance averages have remained at a similar level from 2017, when a similar survey was undertaken. The ratings are also included on page 19.

COMMUNITY ENGAGEMENT



THE ROAD FORWARD

The feedback received during our most recent community engagement process, continues to align with engagement responses received in 2017 during the previous iteration of the Strategic Community Plan. Our community have identified the following aspirations and values.

ASPIRATIONS AND VALUES



Sense of community and home

The strong sense of community is valued, with many active volunteer, sporting and community groups.

Appropriate services and facilities are highly important to support our strong community.

Essential health and wellbeing services, along with crime prevention and safety services are not viewed as adequate, with a keen need for state and federal government service provision to be increased in these areas.

The rich heritage and natural beauties of the region are identified as highly important to protect and retain.



Economic Prosperity

Located in an intensely rich resource area, there is great potential, and desire, to both maintain and increase the strong and diverse local economy. Maximising opportunities for mining and support services is integral to the region's future stability.

In a history rich area, including the restored ghost town of Gwalia, Hoover House and Museum, along with beautiful natural wonders and the much anticipated annual Golden Gift foot and horse races, there is growing visitor interest and a desire from the local community to attract more.



Northern Goldfields Intermodal Hub

Leonora is in an ideal location for a strategic intermodal hub for the northern goldfields, with high quality road and rail infrastructure already well established.

With well utilised air transport facilities servicing the local mining operations, business and community, there is opportunity to increase these facilities to support future growth and demand in the region.

OBJECTIVES AND DESIRED OUTCOMES

The Shire of Leonora has set out the following four key themes within this Plan as it delivers services to the community. An objective has been defined for each of our four key themes aligned with our vision and values. Each of the four objectives has a number of desired outcomes the Shire is aiming to achieve over the 10+ years of this Plan.

The following summarises the desired outcomes of working toward the strategic objectives in achieving the Shire's vision.

SOCIAL OBJECTIVE

An empowered and spirited community

Outcomes

- 1.1 A great sense of community
- 1.2 Engaged and supported community
- 1.3 Community health and well-being initiatives

ECONOMIC OBJECTIVE

The economic hub of the northern goldfields

Outcomes

- 2.1 The economic focal point for business and industry in the Northern Goldfields
- 2.2 Increased awareness of the district and regional attractions

ENVIRONMENT OBJECTIVE

Forward thinking management of the built and natural environment

Outcomes

- 3.1 Sustainable and effective environmental management
- 3.2 Infrastructure and services meeting the needs of our community

LEADERSHIP OBJECTIVE

An innovative and proactive local government

Outcomes

- 4.1 An innovative, strategically focused Council leading our community
- 4.2 An effective organisation, providing strong leadership and services

In progressing towards these desired outcomes, Council's role may vary from 'doing', to collaborating, to advocating on behalf of the community.

Strategies and detailed actions to achieve these outcomes have been developed as part of the Corporate Business Planning process and are detailed on the following pages.

The actions listed will include short, medium and long term deliverables, and in many cases will be ongoing considerations and have developing results. The community will be informed of the progress we are making with these actions through the Annual Report.





KEY OBJECTIVE 1

10

SOCIAL

An empowered and spirited community

How we see this... the Outcomes

- 1.1 A great sense of community
- 1.2 Engaged and supported community
- 1.3 Community health and well-being initiatives



Our strategies and actions to achieve these desired outcomes...

A great sense of community

Strategy 1.1.1

Exhibit the community spirit and showcase attractions of the Shire

Actions to achieve our strategy

- 1.1.1.1 | Promote and support regional and local arts, cultural and festival events
- 1.1.1.2 | Collaborate with regional tourism groups, promoting the Shire and region
- 1.1.1.3 | Enhance, develop and promote the Golden Gift

Strategy 1.1.2

Promote sense of community

Actions to achieve our strategy

- 1.1.2.1 | Advocate on behalf of the community for improved cooperation amongst State and Federal agencies, seek funding for local service provision
- 1.1.2.2 | Participate in regional forums, seeking improved cooperation amongst State and Federal agencies and funding for local service provision
- 1.1.2.3 | Communicate regularly with our community, encouraging inclusion and motivating involvement

Strategy 1.1.3

Support community in sporting, recreational and volunteering initiatives

Actions to achieve our strategy

- 1.1.3.1 | Identify and implement appropriate sport and recreation opportunities
- 1.1.3.2 | Encourage and support volunteerism
- 1.1.3.3 | Support community group access to external financial assistance grants
- 1.1.3.4 | Maintain community grant allocation program

Strategy 1.1.4

Celebrate our cultural and social diversity

Actions to achieve our strategy

- 1.1.4.1 | Consider opportunities to recognise and celebrate our culture and people
- 1.1.4.2 | Encourage and support initiatives promoting an inclusive community

SOCIAL

An empowered and spirited community

Our strategies and actions to achieve these desired outcomes...

Engaged and supported community

Strategy 1.2.1

Support youth engagement initiatives and programs

Actions to achieve our strategy

1.2.1.1 | Advocate for consistent social support services to help protect at risk local youth

1.2.1.2 | Seek to increase local youth services and activities

1.2.1.3 | Promote and support opportunities for local work experience

Strategy 1.2.2

Ensure appropriate infrastructure and facilities, servicing the health and social needs of our senior residents

Actions to achieve our strategy

1.2.2.1 | Continue engaging with our senior residents and relevant community agencies, develop understanding of challenges and service requirements

1.2.2.2 | Ensure appropriate management of independent living precinct

1.2.2.3 | Identify opportunities for increased access and utilisation of facilities for our senior residents

1.2.2.4 | Support senior engagement initiatives and programs

Community health and well-being initiatives

Strategy 1.3.1

Support and advocate for community health and wellbeing initiatives and provision of services to the community

Actions to achieve our strategy

1.3.1.1 | Implement Public Health Plan initiatives in line with annual budget process

1.3.1.2 | Advocate and lobby for programs and initiatives to address drug, alcohol and gambling abuse

1.3.1.3 | Facilitate the Driver Equity Program

Strategy 1.3.2

Become the regional service hub for the Northern Goldfields

Actions to achieve our strategy

1.3.2.1 | Advocate and lobby relevant government agencies, seeking to address healthcare and well-being issues within the northern goldfields region

1.3.2.2 | Promote and support the improvement of regional services in Leonora

1.3.2.3 | Advocate for improved health and associated services to the Leonora community and surrounds

1.3.2.4 | Advocate for provision of adequate social support services and facilities to protect at risk population



KEY OBJECTIVE 1



KEY OBJECTIVE 2

12

ECONOMIC

The economic hub of the northern goldfields

How we see this... the Outcomes

- 2.1 The economic focal point for business and industry in the Northern Goldfields
- 2.2 Increased awareness of the district and regional attractions



Our strategies and actions to achieve these desired outcomes...

The economic focal point for business and industry in the Northern Goldfields

Strategy 2.1.1

Attract new industry, business, investment and encourage economic diversity and growth of local business

Actions to achieve our strategy

- 2.1.1.1 | Develop Eastern Precinct Plan
- 2.1.1.2 | Communicate with education providers, seeking localised and reliable access to further education choices
- 2.1.1.3 | Develop and maintain stakeholder relationships
- 2.1.1.4 | Engage with potential investors
- 2.1.1.5 | Promote the continuation and establishment of business operations within the Shire, encouraging the local economy

Strategy 2.1.2

Develop Leonora as an intermodal transportation hub for the Northern Goldfields and alternate route to the Pilbara, Midwest and the great Australian outback

Actions to achieve our strategy

- 2.1.2.1 | Assess opportunities to attract transportation businesses to the district as part of the development of the Eastern Precinct Plan
- 2.1.2.2 | Continue to support the RRG, GEDC and other regional groups for the extension of the Goldfields Highway to the Great Northern Highway
- 2.1.2.3 | Investigate opportunities to increase road RAV access
- 2.1.2.4 | Investigate opportunities to increase rail usage

Strategy 2.1.3

Improve essential infrastructure and services to promote growth

Actions to achieve our strategy

- 2.1.3.1 | Liaise with Water Corporation to extend Leonora Townsite Sewerage Infill Program
- 2.1.3.2 | Lobby for underground power installation
- 2.1.3.3 | Support investigation of opportunities for alternative power services
- 2.1.3.4 | Continue development of liquid waste, domestic and commercial refuse site facilities and services
- 2.1.3.5 | Plan for adequate supply of residential and commercial land to meet the requirements of the community as part of the development of the Eastern Precinct Plan
- 2.1.3.6 | Source funding for development of residential and commercial land

ECONOMIC

The economic hub of the northern goldfields

Our strategies and actions to achieve these desired outcomes...

Increased awareness of the district and regional attractions

Strategy 2.2.1

Promote the northern goldfields region and assist development of tourism initiatives

Actions to achieve our strategy

- 2.2.1.1 | Collaborate with regional tourism groups, promoting tourism within the northern goldfields and the wider region
- 2.2.1.2 | Review and implement updated regional tourism strategy
- 2.2.1.3 | Promote Leonora as a destination

Strategy 2.2.2

Enhance and maintain local attractions and associated infrastructure

Actions to achieve our strategy

- 2.2.2.1 | Continue to implement asset management plans
- 2.2.2.2 | Maintain the walking, driving and other trails



KEY OBJECTIVE 2

13



KEY OBJECTIVE 3

14

ENVIRONMENT

Forward thinking management of the built and natural environment

How we see this... the Outcomes

- 3.1 Sustainable and effective environmental management
- 3.2 Infrastructure and services meeting the needs of our community



Our strategies and actions to achieve these desired outcomes...

Sustainable and effective environmental management

Strategy 3.1.1

Ensure appropriate resource recovery process and facilities

Actions to achieve our strategy

- 3.1.1.1 | Consider opportunities for resource recovery strategies

Strategy 3.1.2

Manage hazardous materials and seek waste minimisation

Actions to achieve our strategy

- 3.1.2.1 | Consider opportunities for community recycling and re-use initiatives

Strategy 3.1.3

Collaborate with mining companies, seeking reduction in adverse effects of mining activity to the townsite

Actions to achieve our strategy

- 3.1.3.1 | Continue dust mitigation on temporary northern bypass road to reduce the adverse impact of dust from the movement of heavy vehicles

Strategy 3.1.4

Support pest and weed control within the district

Actions to achieve our strategy

- 3.1.4.1 | Consider initiatives and seek funding for control of invasive weeds

Strategy 3.1.5

Protect local natural attractions

Actions to achieve our strategy

- 3.1.5.1 | Maintain approved access, signage and support infrastructure at natural attraction sites

ENVIRONMENT

Forward thinking management of the built and natural environment

Our strategies and actions to achieve these desired outcomes...

Infrastructure and services meeting the needs of our community

Strategy 3.2.1

Provide appropriate community infrastructure

Actions to achieve our strategy

3.2.1.1 | Maintain community and recreation infrastructure in line with asset management planning

Strategy 3.2.2

Pursue appropriate road, rail and air transport infrastructure network

Actions to achieve our strategy

3.2.2.1 | Maintain road infrastructure network and pursue funding opportunities to support appropriate road network service levels

3.2.2.2 | Investigate upgrade and development of airport terminal and infrastructure

3.2.2.3 | Advocate for maintenance of rail services and increased utilisation

Strategy 3.2.3

Preserve the Shire's historic heritage assets for future generations

Actions to achieve our strategy

3.2.3.1 | Seek funding for restoration and conservation of historic assets

3.2.3.2 | Investigate opportunities for heritage tourism signage

3.2.3.3 | Continue the Outback Grave Markers program, restoring and identifying our historic grave sites

Strategy 3.2.4

Ensure the Shire's historic Gwalia buildings remain for future generations by specific asset management planning

Actions to achieve our strategy

3.2.4.1 | Continue to engage heritage specialists in support of the conservation and restoration of Gwalia heritage assets

3.2.4.2 | Seek funding for the maintenance of historic assets

Strategy 3.2.5

Progress transfer of ownership of the Gwalia State Hotel to the Shire of Leonora

Actions to achieve our strategy

3.2.5.1 | Continue to progress the ownership transfer process of the Gwalia State Hotel to the Shire of Leonora

3.2.5.2 | Investigate opportunities for utilisation of restored Gwalia State Hotel



KEY OBJECTIVE 3



KEY OBJECTIVE 4

LEADERSHIP

An innovative and proactive local government

How we see this looking... the Outcomes

- 4.1 An innovative, strategically focused Council leading our community
- 4.2 An effective organisation, providing strong leadership and services

Our strategies and actions to achieve these desired outcomes...



An innovative, strategically focused Council leading our community

Strategy 4.1.1

Effectively represent and promote the Shire of Leonora

Actions to achieve our strategy

- 4.1.1.1 | Maintain active two way communication with the community, promoting awareness of Council initiatives
- 4.1.1.2 | Actively promoting our region and advocating on behalf of the community
- 4.1.1.3 | Participate with key stakeholders and committees

Strategy 4.1.2

Provide strategic leadership and governance

Actions to achieve our strategy

- 4.1.2.1 | Ongoing training and development for council members
- 4.1.2.2 | Maintain and support implementation of the IPR framework
- 4.1.2.3 | Encourage and support leadership within the community
- 4.1.2.4 | Provide appropriate governance and leadership to the Shire

An effective organisation, providing strong leadership and services

Strategy 4.2.1

Provide appropriate services to the community, professionally and efficiently

Actions to achieve our strategy

- 4.2.1.1 | Provide high quality customer service
- 4.2.1.2 | Maintain accountability and financial responsibility through effective planning
- 4.2.1.3 | Seek high level of compliance in organisational practices
- 4.2.1.4 | Continue to provide appropriate regulatory services

Strategy 4.2.2

Provide a positive and safe workplace

Actions to achieve our strategy

- 4.2.2.1 | Continue to provide a safe and positive workplace, ensuring WHS and mitigating risks
- 4.2.2.2 | Support training and development for employees

SERVICE DELIVERY

Services and facilities provided by the Shire have been linked with the relevant strategies identified in the Strategic Community Plan, providing a connection with the desired outcomes and community vision. The average rating of importance and satisfaction from survey respondents in 2021 is also included, with a scale of 1 being not important/satisfied, 2 being important/satisfied and 3 being very important/satisfied.

Services	Responding Strategy	Average Rating	
		Importance	Satisfaction
Facilities Infrastructure			
Aquatic centre	3.2.1	2.6	2.2
Airstrip	3.2.2	2.8	2.4
Cemetery	3.2.1	2.4	2.1
Community town halls	3.2.1	2.6	1.8
Drainage storm water	3.2.2	2.4	2.0
Employee housing	2.1.3	2.8	1.5
Gwalia townsite	3.2.4	2.7	2.5
Heritage assets	3.2.3	2.7	2.0
Library	3.2.1 4.2.1	2.3	2.3
Parks gardens	3.2.1	2.7	1.7
Playgrounds	3.2.1	2.8	1.8
Public toilets	3.2.1	2.7	1.5
Town centre	3.2.1	2.9	1.9
Reserves public open space	3.1.4 3.1.5	2.3	1.9
Retirement units	1.2.2	2.5	1.3
Roads verges footpaths	3.2.2	2.7	1.8
Sport recreation facilities	3.2.1	2.7	2.7
Street lighting	3.2.1	2.8	1.9
Shire Services			
Building control planning approvals	4.2.1	2.2	2.1
Community consultation engagement	4.1.1 4.2.1	2.8	1.9
Customer service	4.2.1	2.7	2.4
Economic development	2.1.1 2.1.2 2.1.3	2.7	1.8
Environmental initiatives	3.1.3 3.1.4	2.6	1.7
Festival event management	1.1.1	2.6	2.0
Financial management	4.1.2 4.2.1	2.8	2.2
General garbage collection	3.1.1	2.7	2.5
Health administration inspection	4.2.1	2.6	1.9
Litter control	3.1.1	2.7	1.8
Pest control	3.1.4	2.6	1.8
Ranger services	4.2.1	2.8	1.3
Recycling	3.1.4	2.5	1.7
Regional collaboration	4.1.1 4.1.2	2.6	1.9
Strategic planning	4.1.2 4.2.1	2.5	2.1
Tourism management	2.2.1	2.7	2.1
Town planning	4.1.2 4.2.1	2.5	2.0
Waste management	3.1.1	2.5	2.2
Community Support Advocacy			
Aged care	1.2.2	2.9	1.5
Child care	1.2.1 1.3.1	2.7	1.9
Community resource centre	4.2.1	2.8	2.7
Crime prevention	4.1.1	3.0	1.3
Emergency Services	1.3.1 1.3.2	2.9	1.9
Information centre	2.2.1	2.5	2.3
Support for volunteers	1.1.3	2.7	1.7
Youth Services	1.2.1	2.9	1.4





CURRENT RESOURCES

This Plan for the Future was developed with an understanding of the Shire's current resource capacity, including financial, workforce and asset resources. There are a number of projects forecast to be undertaken during the life of the Corporate Business Plan, which result in additional capital expenditure. A number of the projects are reliant on external contributions, should these not be received the project may be deferred until adequate funding is available.

As at 30 June 2022, the Shire had the following estimated current resource profile. Future resource capacity is not currently known and is partially dependent on other levels of government. The expected future resource capacity and trend was considered in the development of this Plan for the Future.

<p>Workforce</p> <p>35 FTE</p> <p>Stable</p>	<p>Infrastructure Assets</p> <p>\$82.8m</p> <p>Stable</p>	<p>Property, Plant, Equipment</p> <p>\$25.8m</p> <p>Stable</p>
<p>Cash Backed Reserves</p> <p>\$8.8m</p> <p>Stable</p>	<p>Borrowings</p> <p>Nil</p> <p>Stable</p>	<p>Annual Rates Revenue</p> <p>\$7.0m</p> <p>Stable</p>
<p>Annual Revenue (excluding Rates)</p> <p>\$5.2m</p> <p>Stable</p>	<p>Annual Expenditure (excluding Depreciation)</p> <p>\$9.1m</p> <p>Stable</p>	

KEY PERFORMANCE INDICATORS

The following key measures have been identified in line with our strategic objectives, the Shire will monitor and report our progress using these measures.

Measure	Desired Trend
Key Objective 1 Social: An empowered and spirited community	
Social Media Activity	Increase posts and engagement rate
Community participation levels in recreation activities and events	Maintain increase number of participants attendees
Recreation facilities usage rates	Increase in usage of centre
Shire attendance / participation in collaborative meetings	Maintain attendance and input
Key Objective 2 Economic: Economic hub of the northern goldfields	
Population statistics	Stable/increasing population base
Number of development approvals	Increase in usage of centre
No. building approvals	Increase
Visitor statistics	Increase
Key Objective 3 Environment: Forward thinking management of the built and natural environment	
Asset management ratios	Maintain healthy ratios
Compliance with statutory reviews required by Local Planning Framework	Maintain compliance
Key Objective 4 Leadership: Innovative and proactive Shire and Councillors	
Employee retention rates	Maintain/increase
Volunteer levels	Increase
Community and visitor awareness of Shire activities	Increase



MEASURING OUR PROGRESS



RISK MANAGEMENT

It is important to consider the external and internal context in which the Shire of Leonora operates, relative to risk, in order to understand the environment in which the Shire seeks to achieve its strategic objectives.

External Factors	Internal Factors
Increasing community expectations in relation to service levels and delivery	The objectives and strategies contained in the Council's current Strategic Community Plan
Demand for resourcing due to potential expansion in service delivery	The timing and actions contained in the Council's Corporate Business Plan
Rapid changes in information technology, changing the service delivery environment	Organisational size, structure, activities and location
Increased compliance requirements due to Government Policy and Legislation	Human resourcing levels and staff retention
Cost shifting by Federal and State Governments	The financial capacity of the Shire
Reducing external funding for infrastructure and operations	Allocation of resources to achieve strategic outcomes
Changes in mining and pastoral practices and the associated social impacts	Maintenance of corporate records
COVID-19 Pandemic	

ACKNOWLEDGEMENTS AND REFERENCES

Acknowledgement and appreciation are expressed to the ratepayers and residents of the Shire of Leonora, for their time and effort in being a part of the community engagement process and for their invaluable input into the Strategic Community Plan.

The Shire of Leonora Plan for the Future: Strategic Community Plan and Corporate Business Plan, has been developed by engaging the community and other stakeholders. Council's elected members, management and staff also provided input to the development of the Plan. Much of the information contained in this Plan has been derived from documents in the public domain and liaison with key stakeholders and the community.

Reference to the following documents or sources were made during the preparation of the Plan for the Future:

- Shire of Leonora Strategic Community Plan 2017-2027;
- Council website: www.leonora.wa.gov.au;
- Australian Bureau of Statistics, Leonora (S) (LGA55040), 2021 Census of Population and Housing General Community Profile, viewed 4 July 2022;
- Australian Bureau of Statistics, Region Summary Leinster-Leonora SA2, viewed 24 November 2021;
- Shire of Leonora Annual Financial Report 2020-21;
- Shire of Leonora Annual Financial Report 2021-22;
- *Local Government Act 1995*, Section 5.56(1);
- Local Government (Administration) Regulations 1996, Paragraph 19BA;
- Department of Local Government, Sport and Cultural Industries, Integrated Planning and Reporting: Framework and Guidelines, September 2016;
- Shire of Leonora Prospectus 2020; and
- Northern Goldfields Region Economic and Investment Prospectus 2020

Document Management

Version: 2021-2031 | V2

Status: Final

Date of Adoption: 15 February 2022

Minor Review: June 2023

Version: 2021-2031 | V3

Status: Final

Date of Adoption: 18 July 2023

Minor Review: April 2024

Version: 2021-2031 | V4

Status: Draft

Date of Adoption:

Prepared with the assistance of:

Moore Australia (WA) Pty Ltd

Telephone: (08) 9225 5355

Email: localgov-wa@moore-australia.com.au

Disclaimer

This Plan has been prepared for the exclusive use by the Shire of Leonora.

Liability limited by a scheme approved under Professional Standards Legislation.

The services provided by Moore Australia in preparing this document comprise an advisory engagement, which is not subject to assurance or other standards issued by the Australian Auditing and Assurance Standard Board and, consequently no opinions or conclusions are intended to convey assurance either expressed or implied.

Throughout this document, a reference to Moore Australia refers to Moore Australia (WA) Pty Ltd trading as agent ABN 99 433 544 961, an independent member of Moore Global Network Limited – member in principal cities throughout the world. Moore Australia (WA) is not a partner or agent of any other Moore Australia or Moore Global member firm.



10.0 REPORTS

10.3 CHIEF EXECUTIVE OFFICER REPORTS

10.3.(B) RFT 04/2024 - GRAVEL SHEETING OF LEINSTER DOWNS ROAD

SUBMISSION TO: Ordinary Council Meeting
Meeting Date: 16th April 2024

AGENDA REFERENCE: 10.3.(B) APR 24

SUBJECT: RFT 04/2024 - Gravel Sheeting of Leinster Downs Road

LOCATION/ADDRESS: Leonora

NAME OF APPLICANT: Shire of Leonora

FILE REFERENCE: 10.7 Tenders General

AUTHOR, DISCLOSURE OF ANY INTEREST AND DATE OF REPORT

NAME: Ty Matson

OFFICER: Chief Executive Officer

INTEREST DISCLOSURE: Nil

DATE: 11th April 2024

SUPPORTING DOCUMENTS: 1. RFT04-2024 Tender Assesment (confidential) (under separate cover)

BACKGROUND

On the 17th February, 2024 tenders were invited from suitably qualified contractors to carry out upgrades to a section of Leinster Downs Road from Leinster to the Goldfields Highway and includes:

- Load and cart of gravel to site from nominated gravel pits. Gravel sheeting and compaction of the road pavement to the extents specified in the Technical Specifications.
- Pumping and carting of construction water
- Traffic Management (including signage) as necessary to complete the works
- Earthworks comprising embankment fill material compacted to 92% MMDD and shaped, and the gravel sheeted base-course / top 200mm of the pavement to 98% MMDD compaction
- Construction of roadside and off-shoot drains to direct runoff into natural drain lines away from the roadway
- Supply and install guideposts over full length of works (in accordance with MRWA guidelines)
- Blend new works to existing at the extremities of works.

The works associated with this contract are expected to commence in mid-April 2024 (pending successful award by Council) and should be completed by mid-June at the latest.

The advertisement specified the closing time as 2pm on Friday 8 March, 2024. Tenders were to be submitted electronically via email by the closing date and time.

Tender submissions as received on the email tenders@leonora.wa.gov.au were downloaded by officers of the Shire, in accordance with the relevant regulations, following the 2pm closing time and date, and were forwarded to WML Consultants for assessment on 11 March 2024.

An initial assessment conducted WML was conducted, and the Manager of Works and Services, Chief Executive Officer and Manager of Business Services utilised this report when assessing the tender submissions to determine the recommendation of this report (Confidential attachment)

STAKEHOLDER ENGAGEMENT

Consultation with WML Consultation occurred in assessing the tender submissions to ensure that rates/prices as well as scoring against the qualitative criteria has been sufficiently met prior to proposing the recommendation of this report.

STATUTORY ENVIRONMENT

Local Government (Functions and General) Regulations 11 states that tenders are to be publicly invited before a Local Government enters into a Contract for another person to supply goods or services if the consideration under the Contract is expected to be worth more than \$250,000.00.

POLICY IMPLICATIONS

There are no policy implications resulting from the recommendation of this report.

FINANCIAL IMPLICATIONS

Budget provision for these works are included within the current budget. All tenders can be accommodated within the current budget provision, along with the other works associated with the projects.

STRATEGIC IMPLICATIONS

There are no strategic implications resulting from the recommendation of this report.

RISK MANAGEMENT

Road re-sheeting is required to minimise the impact of regular road use on unsealed roads within the Shire.

RECOMMENDATIONS

That Council

1. Acknowledge the tender assessment and recommendation provided by Council officers and the appointed engineering consultant, WML Consultants; and
2. Agree to award the contract to Lambron Contracting as per their submitted Tender Prices, the total being \$858,640.40 plus GST.

VOTING REQUIREMENT

Simple Majority

COUNCIL DECISION

Moved: Cr AE Taylor

Seconded: Cr RM Cotterill

That Council

1. Acknowledge the tender assessment and recommendation provided by Council officers and the appointed engineering consultant, WML Consultants; and
2. Agree to award the contract to Lambron Contracting as per their submitted Tender Prices, the total being \$858,640.40 plus GST.

CARRIED (7 VOTES TO 0)

For: Cr RA Norrie, Cr F Harris, Cr RM Cotterill, Cr AE Taylor,
Cr T Nardone, Cr LR Petersen, Cr PJ Craig

10.0 REPORTS

10.4 MANAGER OF BUSINESS SERVICES REPORTS

10.4.(A) MONTHLY FINANCIAL STATEMENTS - MARCH, 2024

SUBMISSION TO: Ordinary Council Meeting
Meeting Date: 16th April 2024

AGENDA REFERENCE: 10.4.(A) APR 24

SUBJECT: Monthly Financial Statements - March, 2024

LOCATION/ADDRESS: Nil

NAME OF APPLICANT: Nil

FILE REFERENCE: Nil

AUTHOR, DISCLOSURE OF ANY INTEREST AND DATE OF REPORT

NAME: Kiara Lord

OFFICER: Executive Officer

INTEREST DISCLOSURE: Nil

DATE: 11th April 2024

SUPPORTING DOCUMENTS: 1. Monthly Financial Statements - March, 2024

BACKGROUND

In complying with the Local Government *Financial Management Regulations 1996*, a monthly statement of financial activity must be submitted to an Ordinary Council meeting within 2 months after the end of the month to which the statement relates. The statement of financial activity is a complex document but gives a complete overview of the “cash” financial position as at the end of each month. The statement of financial activity for each month must be adopted by Council and form part of the minutes.

It is understood that parts of the statement of financial activity have been submitted to Ordinary Council meetings previously. In reviewing the Regulations, the complete statement of financial activity is to be submitted, along with the following reports that are not included in the statement.

Monthly Financial Statements for the month ended 31st March 2024, consist of:

- (a) Compilation Report
- (b) Statement of Financial Activity – 31st March, 2024
- (c) Material Variances – 31st March, 2024

STATUTORY ENVIRONMENT

Part 4 — Financial reports— s. 6.4

34. *Financial activity statement report – s. 6.4*

(1A) *In this regulation —*

committed assets means revenue unspent but set aside under the annual budget for a specific purpose.

34. (1) *A local government is to prepare each month a statement of financial activity reporting on the revenue and expenditure, as set out in the annual budget under regulation 22(1)(d), for that month in the following detail —*
- (a) annual budget estimates, taking into account any expenditure incurred for an additional purpose under section 6.8(1)(b) or (c);*
 - (b) budget estimates to the end of the month to which the statement relates;*
 - (c) actual amounts of expenditure, revenue and income to the end of the month to which the statement relates;*
 - (d) material variances between the comparable amounts referred to in paragraphs (b) and (c); and*
 - (e) the net current assets at the end of the month to which the statement relates.*
34. (2) *Each statement of financial activity is to be accompanied by documents containing —*
- (a) an explanation of the composition of the net current assets of the month to which the statement relates, less committed assets and restricted assets;*
 - (b) an explanation of each of the material variances referred to in subregulation (1)(d); and*
 - (c) such other supporting information as is considered relevant by the local government.*
34. (3) *The information in a statement of financial activity may be shown —*
- (a) according to nature and type classification; or*
 - (b) by program; or*
 - (c) by business unit.*
34. (4) *A statement of financial activity, and the accompanying documents referred to in subregulation (2), are to be —*
- (a) presented at an ordinary meeting of the council within 2 months after the end of the month to which the statement relates; and*
 - (b) recorded in the minutes of the meeting at which it is presented.*
34. (5) *Each financial year, a local government is to adopt a percentage or value, calculated in accordance with the AAS, to be used in statements of financial activity for reporting material variances.*

POLICY IMPLICATIONS

There are no policy implications resulting from the recommendation of this report.

FINANCIAL IMPLICATIONS

There are no financial implications resulting from the recommendation of this report.

STRATEGIC IMPLICATIONS

There are no strategic implications resulting from the recommendation of this report.

ORDINARY COUNCIL MEETING MINUTES

RECOMMENDATIONS

That Council accept the Monthly Financial Statements for the month ended 31st March 2024, consist of:

- (a) Compilation Report
- (b) Statement of Financial Activity – 31st March, 2024
- (c) Material Variances – 31st March, 2024

VOTING REQUIREMENT

Simple Majority

COUNCIL DECISION

Moved: Cr LR Petersen

Seconder: Cr RA Norrie

That Council accept the Monthly Financial Statements for the month ended 31st March 2024, consist of:

- (a) Compilation Report
- (b) Statement of Financial Activity – 31st March, 2024
- (c) Material Variances – 31st March, 2024

CARRIED (7 VOTES TO 0)

For: Cr RA Norrie, Cr F Harris, Cr RM Cotterill, Cr AE Taylor,
Cr T Nardone, Cr LR Petersen, Cr PJ Craig



10 April 2024

Mr Ty Matson
Chief Executive Officer
Shire of Leonora
PO Box 56
LEONORA WA 6438

Moore Australia

Level 15, Exchange Tower,
2 The Esplanade, Perth, WA 6000
PO Box 5785, St Georges Terrace, WA
6831

T +61 8 9225 5355
F +61 8 9225 6181

www.moore-australia.com.au

Dear Ty

COMPILATION REPORT TO SHIRE OF LEONORA

We have compiled the accompanying special purpose financial report of Shire of Leonora which comprise the statement of financial position as at 31 March 2024, the statement of financial activity, notes providing statement of financial activity supporting information, explanation of material variances for the year then ended and a summary of material accounting policy information. These have been prepared in accordance with *Local Government Act 1995* and associated regulations as described in Note 1 to the financial report. The specific purpose for which the special purpose financial statements have been prepared is also set out in Note 1 of the financial report. We have provided the supplementary information of Shire of Leonora as at 31 March 2024 and for the period then ended based on the records of the Shire of Leonora.

THE RESPONSIBILITY OF SHIRE OF LEONORA

The CEO of Shire of Leonora is solely responsible for information contained in the special purpose financial report and supplementary information, the reliability, accuracy and completeness of the information and for the determination that the basis of accounting used is appropriate to meet their needs and for the purpose that the financial report was prepared.

OUR RESPONSIBILITY

On the basis of information provided by Shire of Leonora we have compiled the accompanying special purpose financial report in accordance with the requirements of *APES 315 Compilation of Financial Information* and the *Local Government Act 1995*, associated regulations and to the extent that they are not inconsistent with the *Local Government Act 1995*, the Australian Accounting Standards.

We have applied our expertise in accounting and financial reporting to compile these financial statements in accordance with the basis of accounting described in Note 1 to the financial report except for the matters of non-compliance with the basis of preparation identified with Note 1 of the financial report. We have complied with the relevant ethical requirements of *APES 110 Code of Ethics for Professional Accountants*.

Supplementary information attached to the financial report has been extracted from the records of Shire of Leonora and information presented in the special purpose financial report.

ASSURANCE DISCLAIMER

Since a compilation engagement is not an assurance engagement, we are not required to verify the reliability, accuracy or completeness of the information provided to us by management to compile these financial statements. Accordingly, we do not express an audit opinion or a review conclusion on these financial statements.

The special purpose financial report was compiled exclusively for the benefit of Shire of Leonora who are responsible for the reliability, accuracy and completeness of the information used to compile them. Accordingly, the special purpose financial report may not be suitable for other purposes. We do not accept responsibility for the contents of the special purpose financial report.

Russell Barnes
Director
Moore Australia (WA) Pty Ltd

SHIRE OF LEONORA
MONTHLY FINANCIAL REPORT
(Containing the required statement of financial activity and statement of financial position)
For the period ended 31 March 2024

LOCAL GOVERNMENT ACT 1995
LOCAL GOVERNMENT (FINANCIAL MANAGEMENT) REGULATIONS 1996

TABLE OF CONTENTS

Statement of Financial Activity	2
Statement of Financial Position	3
Note 1 Basis of Preparation	4
Note 2 Statement of Financial Activity Information	5
Note 3 Explanation of Material Variances	6

SHIRE OF LEONORA
 STATEMENT OF FINANCIAL ACTIVITY
 FOR THE PERIOD ENDED 31 MARCH 2024

Note	Amended Budget Estimates (a) \$	YTD Budget Estimates (b) \$	YTD Actual (c) \$	Variance* \$ (c) - (b)	Variance* % ((c) - (b))/(b)	Var.
OPERATING ACTIVITIES						
Revenue from operating activities						
General rates	8,491,237	8,491,237	8,497,602	6,365	0.07%	
Rates excluding general rates	340,996	340,996	263,147	(77,849)	(22.83%)	▼
Grants, subsidies and contributions	2,124,528	1,778,133	861,501	(916,632)	(51.55%)	▼
Fees and charges	3,063,903	2,351,619	2,123,361	(228,258)	(9.71%)	▼
Interest revenue	136,000	93,243	120,259	27,016	28.97%	▲
Other revenue	200,118	155,310	180,901	25,591	16.48%	▲
Profit on asset disposals	158,220	158,220	72,070	(86,150)	(54.45%)	▼
	14,515,002	13,368,758	12,118,841	(1,249,917)	(9.35%)	
Expenditure from operating activities						
Employee costs	(4,799,571)	(3,613,086)	(2,942,053)	671,033	18.57%	▲
Materials and contracts	(5,379,081)	(3,884,333)	(3,192,265)	692,068	17.82%	▲
Utility charges	(414,151)	(307,027)	(308,217)	(1,190)	(0.39%)	
Depreciation	(2,658,765)	(1,994,079)	(1,987,723)	6,356	0.32%	
Insurance	(383,056)	(383,056)	(326,809)	56,247	14.68%	▲
Other expenditure	(358,388)	(262,965)	(44,020)	218,945	83.26%	▲
Loss on asset disposals	(14,680)	(14,680)	0	14,680	100.00%	▲
	(14,007,692)	(10,459,226)	(8,801,087)	1,658,139	15.85%	
Non-cash amounts excluded from operating activities	2,520,403	1,850,539	1,915,653	65,114	3.52%	▲
Amount attributable to operating activities	3,027,713	4,760,071	5,233,407	473,336	9.94%	
INVESTING ACTIVITIES						
Inflows from investing activities						
Proceeds from capital grants, subsidies and contributions	2,257,760	2,132,762	114,627	(2,018,135)	(94.63%)	▼
Proceeds from disposal of assets	637,636	189,136	189,136	0	0.00%	
	2,895,396	2,321,898	303,763	(2,018,135)	(86.92%)	
Outflows from investing activities						
Payments for property, plant and equipment	(6,128,945)	(3,863,214)	(3,494,409)	368,805	9.55%	▲
Payments for construction of infrastructure	(4,216,065)	(3,200,752)	(611,240)	2,589,512	80.90%	▲
	(10,345,010)	(7,063,966)	(4,105,649)	2,958,317	41.88%	
Amount attributable to investing activities	(7,449,614)	(4,742,068)	(3,801,886)	940,182	19.83%	
FINANCING ACTIVITIES						
Inflows from financing activities						
Transfer from reserves	3,353,152	200,000	200,000	0	0.00%	
	3,353,152	200,000	200,000	0	0.00%	
Outflows from financing activities						
Transfer to reserves	(984,233)	(71,820)	(71,820)	0	0.00%	
	(984,233)	(71,820)	(71,820)	0	0.00%	
Amount attributable to financing activities	2,368,919	128,180	128,180	0	0.00%	
MOVEMENT IN SURPLUS OR DEFICIT						
Surplus or deficit at the start of the financial year	2,052,982	2,052,982	2,052,982	0	0.00%	
Amount attributable to operating activities	3,027,713	4,760,071	5,233,407	473,336	9.94%	▲
Amount attributable to investing activities	(7,449,614)	(4,742,068)	(3,801,886)	940,182	19.83%	▲
Amount attributable to financing activities	2,368,919	128,180	128,180	0	0.00%	
Surplus or deficit after imposition of general rates	0	2,199,165	3,612,683	1,413,518	64.28%	▲

KEY INFORMATION

▲▼ Indicates a variance between Year to Date (YTD) Budget and YTD Actual data as per the adopted materiality threshold.

* Refer to Note 3 for an explanation of the reasons for the variance.

This statement is to be read in conjunction with the accompanying Financial Statements and Notes.

**SHIRE OF LEONORA
 STATEMENT OF FINANCIAL POSITION
 FOR THE PERIOD ENDED 31 MARCH 2024**

	Actual 30 June 2023	Actual as at 31 March 2024
	\$	\$
CURRENT ASSETS		
Cash and cash equivalents	11,271,986	12,656,281
Trade and other receivables	728,304	513,384
Inventories	69,855	98,607
TOTAL CURRENT ASSETS	12,070,145	13,268,272
NON-CURRENT ASSETS		
Other financial assets	61,117	61,117
Inventories	45,052	45,052
Property, plant and equipment	35,177,240	37,664,429
Infrastructure	103,599,595	103,113,266
TOTAL NON-CURRENT ASSETS	138,883,004	140,883,864
TOTAL ASSETS	150,953,149	154,152,136
CURRENT LIABILITIES		
Trade and other payables	593,802	130,182
Other liabilities	913,054	1,143,280
Employee related provisions	210,653	210,653
TOTAL CURRENT LIABILITIES	1,717,509	1,484,115
NON-CURRENT LIABILITIES		
Employee related provisions	104,691	104,691
Other provisions	1,885,887	1,885,887
TOTAL NON-CURRENT LIABILITIES	1,990,578	1,990,578
TOTAL LIABILITIES	3,708,087	3,474,693
NET ASSETS	147,245,062	150,677,443
EQUITY		
Retained surplus	50,614,527	54,175,088
Reserve accounts	8,510,307	8,382,127
Revaluation surplus	88,120,228	88,120,228
TOTAL EQUITY	147,245,062	150,677,443

This statement is to be read in conjunction with the accompanying notes.

NOTES TO THE STATEMENT OF FINANCIAL ACTIVITY FOR THE PERIOD ENDED 31 MARCH 2024

1 BASIS OF PREPARATION AND SIGNIFICANT ACCOUNTING POLICIES

BASIS OF PREPARATION

This prescribed financial report has been prepared in accordance with the *Local Government Act 1995* and accompanying regulations.

Local Government Act 1995 requirements

Section 6.4(2) of the *Local Government Act 1995* read with the *Local Government (Financial Management) Regulations 1996*, prescribe that the financial report be prepared in accordance with the *Local Government Act 1995* and, to the extent that they are not inconsistent with the Act, the Australian Accounting Standards. The Australian Accounting Standards (as they apply to local governments and not-for-profit entities) and Interpretations of the Australian Accounting Standards Board were applied where no inconsistencies exist.

The *Local Government (Financial Management) Regulations 1996* specify that vested land is a right-of-use asset to be measured at cost, and is considered a zero cost concessionary lease. All right-of-use assets under zero cost concessionary leases are measured at zero cost rather than at fair value, except for vested improvements on concessionary land leases such as roads, buildings or other infrastructure which continue to be reported at fair value, as opposed to the vested land which is measured at zero cost. The measurement of vested improvements at fair value is a departure from AASB 16 which would have required the Shire to measure any vested improvements at zero cost.

Local Government (Financial Management) Regulations 1996, regulation 34 prescribes contents of the financial report. Supporting information does not form part of the financial report.

Accounting policies which have been adopted in the preparation of this financial report have been consistently applied unless stated otherwise. Except for cash flow and rate setting information, the financial report has been prepared on the accrual basis and is based on historical costs, modified, where applicable, by the measurement at fair value of selected non-current assets, financial assets and liabilities.

THE LOCAL GOVERNMENT REPORTING ENTITY

All funds through which the Shire controls resources to carry on its functions have been included in the financial statements forming part of this financial report.

All monies held in the Trust Fund are excluded from the financial statements.

Judgements and estimates

The preparation of a financial report in conformity with Australian Accounting Standards requires management to make judgements, estimates and assumptions that effect the application of policies and reported amounts of assets and liabilities, income and expenses.

The estimates and associated assumptions are based on historical experience and various other factors believed to be reasonable under the circumstances; the results of which form the basis of making the judgements about carrying values of assets and liabilities that are not readily apparent from other sources. Actual results may differ from these estimates.

The balances, transactions and disclosures impacted by accounting estimates are as follows:

- estimated fair value of certain financial assets
- impairment of financial assets
- estimation of fair values of land and buildings, infrastructure
- estimation uncertainties made in relation to lease accounting

SIGNIFICANT ACCOUNTING POLICIES

Significant accounting policies utilised in the preparation of these statements are as described within the 2023-24 Annual Budget. Please refer to the adopted budget document for details of these policies.

PREPARATION TIMING AND REVIEW

Date prepared: All known transactions up to 08 April 2024

SHIRE OF LEONORA
NOTES TO THE STATEMENT OF FINANCIAL ACTIVITY
FOR THE PERIOD ENDED 31 MARCH 2024

2 STATEMENT OF FINANCIAL ACTIVITY INFORMATION

(a) Net current assets used in the Statement of Financial Activity

	Amended Budget Opening 1 July 2023	Actual as at 30 June 2023	Actual as at 31 March 2024
Current assets	\$	\$	\$
Cash and cash equivalents	11,271,987	11,271,986	12,656,281
Trade and other receivables	654,942	728,304	513,384
Inventories	60,608	69,855	98,607
	11,987,537	12,070,145	13,268,272
Less: current liabilities			
Trade and other payables	(237,071)	(593,802)	(130,182)
Other liabilities	(1,138,801)	(913,054)	(1,143,280)
Employee related provisions	(300,689)	(210,653)	(210,653)
	(1,676,561)	(1,717,509)	(1,484,115)
Net current assets	10,310,976	10,352,636	11,784,157
Less: Total adjustments to net current assets	2(c) (8,214,796)	(8,299,654)	(8,171,474)
Closing funding surplus / (deficit)	2,096,180	2,052,982	3,612,683

(b) Non-cash amounts excluded from operating activities

The following non-cash revenue and expenditure has been excluded from operating activities within the Statement of Financial Activity in accordance with *Financial Management Regulation 32*.

	Amended Budget Estimates 30 June 2024	YTD Budget 31 March 2024	YTD Actual 31 March 2024
	\$	\$	\$
Adjustments to operating activities			
Less: Profit on asset disposals	(158,220)	(158,220)	(72,070)
Add: Loss on asset disposals	14,680	14,680	0
Add: Depreciation	2,658,765	1,994,079	1,987,723
Movement in current employee provisions associated with restricted cash	5,178	0	0
Total non-cash amounts excluded from operating activities	2,520,403	1,850,539	1,915,653

(c) Current assets and liabilities excluded from budgeted deficiency

The following current assets and liabilities have been excluded from the net current assets used in the Statement of Financial Activity in accordance with *Financial Management Regulation 32* to agree to the surplus/(deficit) after imposition of general rates.

	Amended Budget Opening 1 July 2023	Actual as at 30 June 2023	Actual as at 31 Mar 2024
	\$	\$	\$
Adjustments to net current assets			
Less: Reserve accounts	(8,510,307)	(8,510,307)	(8,382,127)
Add: Current liabilities not expected to be cleared at the end of the year:			
- Current portion of employee benefit provisions held in reserve	295,511	210,653	210,653
Total adjustments to net current assets	2(a) (8,214,796)	(8,299,654)	(8,171,474)

CURRENT AND NON-CURRENT CLASSIFICATION

In the determination of whether an asset or liability is current or non-current, consideration is given to the time when each asset or liability is expected to be settled. Unless otherwise stated assets or liabilities are classified as current if expected to be settled within the next 12 months, being the Council's operational cycle.

SHIRE OF LEONORA
 NOTES TO THE STATEMENT OF FINANCIAL ACTIVITY
 FOR THE PERIOD ENDED 31 MARCH 2024

3 EXPLANATION OF MATERIAL VARIANCES

The material variance thresholds are adopted annually by Council as an indicator of whether the actual expenditure or revenue varies from the year to date actual materially.
 The material variance adopted by Council for the 2023-24 year is \$15,000 or 8.00% whichever is the greater.

Description	Var. \$	Var. %	
	\$	%	
Revenue from operating activities			
Rates excluding general rates			
Interim UV rating.	(77,849)	(22.83%)	▼
Grants, subsidies and contributions			
Youth program, driver access and equity, FRRR Strengthening Rural Communities, donations for dignity, other recreation, Local Partners 2021-9085 CRC, Main Roads WA, cactus eradication, heritage advisory and Golden Gift grants YTD actuals are lower than the YTD budget.	(916,632)	(51.55%)	▼
Fees and charges			
Childcare centre income, liquid waste disposal fees, swimming pool fees, PAX fees, airport sale of fuel, building permits, Hoover House accommodation, sale of Gwalia merchandise, Office 3 rent and plant hire private works YTD actuals are lower than YTD budget.	(228,258)	(9.71%)	▼
Commercial refuse charges income is higher than the YTD budget. Rates instalment fees, rent and hire facilities are profiled as 9/12th of the budget.			
Interest revenue			
YTD budgets are profiled as 9/12th of the annual budget.	27,016	28.97%	▲
Other revenue			
Childcare miscellaneous funding, staff housing reimbursements, Nyunng Community Priority Brokerage 5, proceeds land held for resale, timing of Golden Gift income, diesel fuel rebates YTD actuals are lower than YTD budget.	25,591	16.48%	▲
Profit on asset disposals			
Plant and equipment items budgeted for trade has not yet occurred.	(86,150)	(54.45%)	▼
Expenditure from operating activities			
Employee costs			
YTD budgets are profiled as 9/12th of the annual budget. There are some employment positions vacant. Childcare Centre, Youth Services, cemeteries, community resource centre, Gwalia, administration overheads YTD actuals are lower than YTD budget. Roadworks and depot maintenance, admin FBT, personal leave, plant cost repair wages YTD actuals are higher than YTD budget.	671,033	18.57%	▲
Materials and contracts			
Some YTD budgets are profiled as 9/12th of the annual budget. Rates valuations, Rodeo sponsorship, strategic plan development, GVROC project, CCTV maintenance, driver access & equity, property management services, refuse site maintenance, town planning, Nyunnga-Ku Women's Group, local partner trans 2021-9085, roadworks bush grading, aerodrome maintenance, Barnes federal theatre, Gwalia Historical Precinct, Leonora Golden Gift YTD actuals are lower than YTD budget. Recreation Centre repairs, Community-led job, roadworks maintenance, administration and works overheads, plant costs YTD actuals are higher than YTD budget.	692,068	17.82%	▲

SHIRE OF LEONORA
 NOTES TO THE STATEMENT OF FINANCIAL ACTIVITY
 FOR THE PERIOD ENDED 31 MARCH 2024

3 EXPLANATION OF MATERIAL VARIANCES

The material variance thresholds are adopted annually by Council as an indicator of whether the actual expenditure or revenue varies from the year to date actual materially.
 The material variance adopted by Council for the 2023-24 year is \$15,000 or 8.00% whichever is the greater.

Description	Var. \$ \$	Var. % %	
Insurance Insurance premiums were lower than the expected estimated budget.	56,247	14.68%	▲
Other expenditure Meeting attendance fees, member travel, member phone, donations, Golden Quest Trail donation and athletics events prize YTD actuals are lower than YTD budget.	218,945	83.26%	▲
Loss on asset disposals Plant and equipment items budgeted for trade has not yet occurred.	14,680	100.00%	▲
Non-cash amounts excluded from operating activities Depreciation and asset disposals.	65,114	3.52%	▲
Inflows from investing activities			
Proceeds from capital grants, subsidies and contributions LRCI Phase 4, Ageing in place, LRCI Phase 3 grants are not yet received. R2R and RRG contract liabilities.	(2,018,135)	(94.63%)	▼
Outflows from investing activities			
Payments for property, plant and equipment Building capital works are profiled as 9/12th of the annual budget.	368,805	9.55%	▲
Payments for construction of infrastructure Roadworks are profiled as 9/12th of the annual budget. Improvement capital works are profiled as 9/12th of the annual budget.	2,589,512	80.90%	▲
Surplus or deficit after imposition of general rates Due to variances described above	1,413,518	64.28%	▲

10.0 REPORTS

10.4 MANAGER OF BUSINESS SERVICES REPORTS

10.4.(B) ACCOUNTS FOR PAYMENT - MARCH - APRIL, 2024

SUBMISSION TO: Ordinary Council Meeting
Meeting Date: 16th April 2024

AGENDA REFERENCE: 10.4.(B) APR 24

SUBJECT: Accounts for Payment - March - April, 2024

LOCATION/ADDRESS: Nil

NAME OF APPLICANT: Nil

FILE REFERENCE: Nil

AUTHOR, DISCLOSURE OF ANY INTEREST AND DATE OF REPORT

NAME: Kiara Lord

OFFICER: Manager Business Services

INTEREST DISCLOSURE: Nil

DATE: 11th April 2024

SUPPORTING DOCUMENTS: 1. Accounts for Payment - April, 2024

BACKGROUND

Attached statements consist of accounts paid by Delegated Authority totalling **\$772,749.89** since the previous council meeting consisting of:

- (1) Direct Bank Transactions numbered from **3167** to **3206** and totalling **\$61,700.28**;
 - a. *Includes Credit Card Payments of \$21,032.62 for March, 2024; and*
- (2) Batch Payments **211, 212, 213, & 214** totalling **\$492,769.61**; and
- (3) Payroll Payments from **Pay Periods Ending 18/03/2024 & 01/04/2024** totalling **\$218,280.00**

STATUTORY ENVIRONMENT

Local Government Act 1995 S6.10 & Financial Management (1996) Regulation 12 & 13 apply to how the information is to be presented within this report for authorisation by Council.

POLICY IMPLICATIONS

There are no policy implications resulting from the recommendation of this report.

FINANCIAL IMPLICATIONS

There are no financial implications resulting from the recommendation of this report.

STRATEGIC IMPLICATIONS

There are no strategic implications resulting from the recommendation of this report.

RECOMMENDATIONS

That Council accepts the accounts for payment, as detailed:

- (1) **3167 to 3206** and totalling **\$61,700.28**;
 - a. *Includes Credit Card Payments of \$21,032.62 for March, 2024; and*
- (2) Batch Payments **211, 212, 213, & 214** totalling **\$492,769.61**; and
- (3) Payroll Payments from **Pay Periods Ending 18/03/2024 & 01/04/2024** totalling **\$218,280.00**

VOTING REQUIREMENT

Simple Majority

COUNCIL DECISION

Moved: Cr RM Cotterill

Seconded: Cr LR Petersen

That Council accepts the accounts for payment, as detailed:

- (1) **3167 to 3206** and totalling **\$61,700.28**;
 - a. *Includes Credit Card Payments of \$21,032.62 for March, 2024; and*
- (2) Batch Payments **211, 212, 213, & 214** totalling **\$492,769.61**; and
- (3) Payroll Payments from **Pay Periods Ending 18/03/2024 & 01/04/2024** totalling **\$218,280.00**

CARRIED (7 VOTES TO 0)

***For: Cr RA Norrie, Cr F Harris, Cr RM Cotterill, Cr AE Taylor,
Cr T Nardone, Cr LR Petersen, Cr PJ Craig***



**Accounts for Payment
Presented to Council
16th April, 2024**

Signed:

President:

ORDINARY COUNCIL MEETING MINUTES

16 APRIL 2024

Accounts for Payment - Credit Card Breakdown March 2024

Shire of Leonora					
Monthly Report – List of Credit Card Transactions Paid by Delegated Authority					
Submitted to Council on the 16th April, 2024					
The following list of accounts relate to Credit Card Transactions paid under delegation by the Chief Executive Officer, since the previous list of accounts. Payments detailed are from statements for March, 2024 as per Direct Bank Transaction 3207 totalling \$21,032.62					
CHIEF EXECUTIVE OFFICER					
Reference	Date	Name	Item	Payment by Delegated Authority	Balance
CEO 03/24	01/03/2024	Preston Street Coffee	HR Meeting	9.80	9.80
	04/03/2024	Secure Parking	Parking for meeting	6.50	16.30
	05/03/2024	Starlink Australia	Internet for CEO house	139.00	155.30
	06/03/2024	ESR Gear	Cases for Councilor iPads	1,161.89	1,317.19
	07/03/2024	Equestrian App	Ghost writer app for Windows	240.83	1,558.02
	11/03/2024	Whitehouse Hotel	Meeting with President P. Craig	148.10	1,706.12
	11/03/2024	Coles-	Catering and consumables for Hoover House	363.81	2,069.93
	12/03/2024	Canva	Canva subscription for socials	209.90	2,279.83
	13/03/2024	Queen Bees Coffee	Coffee beans for admin	45.45	2,325.28
	13/03/2024	Woolworths	Easter egg hunt for LELC	57.25	2,382.53
	14/03/2024	Australian Dash Cams	Dash cams for P1 & P4	2,256.00	4,638.53
	15/03/2024	Bunnings	Electrical items for CEO house	79.90	4,718.43
	18/03/2024	De Bernales Tavern	CEO & President - Meeting GVROC	83.23	4,801.66
	18/03/2024	North Metro Tafe	CDO Training	191.30	4,992.96
	21/03/2024	Bunnings	Gun safe & supplies	882.14	5,875.10
	22/03/2024	Claremont Firearms	Supplies for animal control	1,955.00	7,830.10
	22/03/2024	Leonora Post Office	PO Box rental - 1 year	194.00	8,024.10
	25/03/2024	Leonora Post Office	Application for firearms licence	432.00	8,456.10
	25/03/2024	Clearwater Motel Apartments	Accommodation for R. Norrie - Conference GVROC	189.00	8,645.10
	26/03/2024	Starlink Australia	Internet - Youth Centre	139.00	8,784.10
28/03/2024	National Australia Bank	Card fee - March 2024	9.00	8,793.10	
Total CEO Card March, 2024				\$8,793.10	
MBS 03/24	11/03/2024	Virgin Australia	Flights for MBS - Finance conference	753.31	753.31
	18/03/2024	Kinatico Ltd	Police check - new employee	54.90	808.21
	19/03/2024	Kinatico Ltd	Police check - new employee	54.90	863.11
	21/03/2024	City of Kalgoorlie /Boulder	Parking fees MBS travel	30.00	893.11
	21/03/2024	Crown Towers Perth	MBS Accommodation Finance conference	1,062.08	1,955.19
	25/03/2024	Live Payments	Taxi fare MBS transport	42.63	1,997.82
	25/03/2024	Crown Towers Perth	MBS breakfast	36.41	2,034.23
	25/03/2024	Ampol Kalgoorlie	Fuel for P128	80.85	2,115.08
	25/03/2024	Crown Towers Perth	Unconfirmed mini bar charge	171.96	2,287.04

Accounts for Payment - Credit Card Breakdown March 2024

Reference	Date	Name	Item	Payment by Delegated Authority	Balance
	28/03/2024	National Australia Bank	Card fee - March 2024	9.00	2,296.04
	Total MBS Card March, 2024			\$2,296.04	
MCS 03/24	11/03/2024	BNB Supplies	Linen for Hoover House	1,720.08	1,720.08
	12/03/2024	Vistaprint	Items for resale at information centre	509.48	2,229.56
	18/03/2024	Ciollins Debden	2024 Diary for MCS	27.08	2,256.64
	22/03/2024	Woolworths	Supplies for Easter event - Easter Hunt	1,004.00	3,260.64
	27/03/2024	Woolworths	Supplies for Easter Event - Easter raffle	535.60	3,796.24
	28/03/2024	National Australia Bank	Card fee - March 2024	9.00	3,805.24
	Total MCS Card March, 2024			\$3,805.24	
MWS 03/24	01/03/2024	Department Of Transport	Change of plates and replacement plates	77.60	77.60
	01/03/2024	Department Of Transport	Registration fees	40.70	118.30
	04/03/2024	Department Of Transport	Job Support Hub - ID	47.50	165.80
	04/03/2024	Department Of Transport	Job Support Hub - ID	47.50	213.30
	04/03/2024	Department Of Transport	Job Support Hub - ID	47.50	260.80
	04/03/2024	Department Of Transport	Driver Assistance Program - Licencing fees	46.85	307.65
	04/03/2024	Department Of Transport	Driver Assistance Program - Licencing fees	46.85	354.50
	04/03/2024	Department Of Transport	Job Support Hub - ID	32.20	386.70
	04/03/2024	Department Of Transport	Job Support Hub - ID	32.20	418.90
	04/03/2024	Department Of Transport	Job Support Hub - ID	32.20	451.10
	04/03/2024	Department Of Transport	Driver Assistance Program - Licencing fees	32.20	483.30
	04/03/2024	Department Of Transport	Job Support Hub - ID	23.75	507.05
	04/03/2024	Department Of Transport	Driver Assistance Program - Licencing fees	21.20	528.25
	04/03/2024	Department Of Transport	Driver Assistance Program - Licencing fees	21.20	549.45
	04/03/2024	Department Of Transport	Driver Assistance Program - Licencing fees	149.40	698.85
	04/03/2024	Department Of Transport	Driver Assistance Program - Licencing fees	149.40	848.25
	04/03/2024	Department Of Transport	Driver Assistance Program - Licencing fees	113.70	961.95
04/03/2024	Department Of Transport	Driver Assistance Program - Licencing fees	113.70	1,075.65	

Signed:

President:

Accounts for Payment - Credit Card Breakdown March 2024

Reference	Date	Name	Item	Payment by Delegated Authority	Balance
	04/03/2024	Department Of Transport	Driver Assistance Program - Licencing fees	113.70	1,189.35
	05/03/2024	Super Cheap Auto	Parts for tools	25.49	1,214.84
	07/03/2024	Hitchins Technologies	Pool chemicals for 1 Queen Vic	2,465.10	3,679.94
	08/03/2024	Coles Express Leonora	Coffee	3.50	3,683.44
	11/03/2024	Kmart	Supplies for Grader camp	198.00	3,881.44
	13/03/2024	Department Of Transport	Rego swap	31.10	3,912.54
	13/03/2024	Department Of Transport	Rego plate replacement	161.60	4,074.14
	13/03/2024	Resources Trading	Parts for repairs	143.00	4,217.14
	18/03/2024	Coyles Mower & Chainsaw Centre	Parts and repairs to Hoover House gardening equipment	151.00	4,368.14
	19/03/2024	Kmart	Supplies for Grader camp	392.75	4,760.89
	25/03/2024	Coles Express Leonora	Supplies for yard dog	36.00	4,796.89
	25/03/2024	Boc Gas & Gear	Tool parts	138.05	4,934.94
	27/03/2024	Leonora Post Office	SD Card	45.99	4,980.93
	28/03/2024	Country Comfort	Accommodation for staff collecting new vehicle	254.56	5,235.49
	28/03/2024	National Australia Bank	Card fee - March 2024	9.00	5,244.49
	Total MWS Card March, 2024			\$5,244.49	
CRC 03/24	14/03/2024	Central Regional TAFE	Training course - JSH	26.07	26.07
	14/03/2024	Central Regional TAFE	Training course - JSH	567.51	593.58
	22/03/2024	Leonora Post Office	JSH - Photo ID	43.90	637.48
	22/03/2024	Leonora Post Office	JSH - Photo ID	43.90	681.38
	22/03/2024	Leonora Post Office	JSH - Photo ID	43.90	725.28
	22/03/2024	Leonora Post Office	JSH - Photo ID	87.80	813.08
	25/03/2024	Leonora Post Office -	JSH - Photo ID	21.95	835.03
	28/03/2024	National Australia Bank	Card fee - March 2024	9.00	844.03
		Total MWS Card February, 2024			\$844.03
Other Fees /Payments 03/24	06/03/2024	National Australia Bank	NAB Internation transaction fee	34.86	34.86
	07/03/2024	National Australia Bank	NAB Internation transaction fee	7.22	42.08
	28/03/2024	National Australia Bank	NAB Internation transaction fee	7.64	49.72
		Total Other Fees/Payments March, 2024			\$49.72
3207	2/04/2024	National Australia Bank	Credit Card Charges - April, 2024	\$21,032.62	

Accounts for Payment - March to April 2024 Direct Bank Transactions

Shire of Leonora					
Monthly Report – List of Direct Bank Transactions Paid by Delegated Authority					
Submitted to Council on the 16th April, 2024					
The following list of accounts relate to Direct Bank Transactions paid under delegation by the Chief Executive Officer, since the previous list of accounts. Transactions are numbered from 3167 to 3206 and totalling \$61,700.28					
CHIEF EXECUTIVE OFFICER					
Transaction	Date	Name	Item	Payment by Delegated Authority	Balance
3167	18/03/2024	3E Advantage Pty Ltd	Printing charges - February 2024	3,728.24	3,728.24
3177	26/03/2024	Click Super	Cleaning house fees and chagres - March 2024	36.19	3,764.43
3178	28/03/2024	National Australia Bank	Account keeping fees - March 2024	16.80	3,781.23
3179	28/03/2024	National Australia Bank	Merchant fees - CRC	20.00	3,801.23
3180	28/03/2024	National Australia Bank	Merchant fees - LELC	20.00	3,821.23
3181	28/03/2024	National Australia Bank	Merchant fees - Airport/depot	20.00	3,841.23
3182	28/03/2024	National Australia Bank	Merchant fees - Airport/events	20.00	3,861.23
3183	28/03/2024	National Australia Bank	Merchant fees - Info centre	20.27	3,881.50
3184	28/03/2024	National Australia Bank	Merchant fees -Rec centre	23.63	3,905.13
3185	28/03/2024	National Australia Bank	NAB connect fee access and usage	60.98	3,966.11
3186	28/03/2024	National Australia Bank	Merchant fee - Admin/museum	722.01	4,688.12
3187	12/03/2024	Australian Retirement Trust	Superannuation PPE: 04/03/2024	934.92	5,623.04
3188	12/03/2024	Australian Super	Superannuation PPE: 04/03/2024	6,598.73	12,221.77
3189	12/03/2024	Aware Super	Superannuation PPE: 04/03/2024	8,323.04	20,544.81
3190	12/03/2024	Construction and Building Unions Superann	Superannuation PPE: 04/03/2024	524.60	21,069.41
3191	12/03/2024	Host Plus	Superannuation PPE: 04/03/2024	489.79	21,559.20
3192	12/03/2024	MTAA Superannuation Fund	Superannuation PPE: 04/03/2024	299.93	21,859.13
3193	12/03/2024	Rest Superannuation	Superannuation PPE: 04/03/2024	264.26	22,123.39
3194	12/03/2024	The Trustee for Mercer Super Trust	Superannuation PPE: 04/03/2024	301.99	22,425.38
3195	12/03/2024	TWU Superannuation Fund	Superannuation PPE: 04/03/2024	805.73	23,231.11
3196	12/03/2024	Wealth Personal Superannuation	Superannuation PPE: 04/03/2024	167.47	23,398.58
3197	22/03/2024	Australian Retirement Trust	Superannuation PPE: 18/03/2024	605.74	24,004.32
3198	22/03/2024	Australian Super	Superannuation PPE: 18/03/2024	5,724.79	29,729.11
3199	22/03/2024	Aware Super	Superannuation PPE: 18/03/2024	8,183.43	37,912.54
3200	22/03/2024	Construction and Building Unions Superann	Superannuation PPE: 18/03/2024	575.65	38,488.19
3201	22/03/2024	Host Plus	Superannuation PPE: 18/03/2024	548.78	39,036.97
3202	22/03/2024	MTAA Superannuation Fund	Superannuation PPE: 18/03/2024	278.32	39,315.29
3203	22/03/2024	Rest Superannuation	Superannuation PPE: 18/03/2024	309.50	39,624.79
3204	22/03/2024	The Trustee for Mercer Super Trust	Superannuation PPE: 18/03/2024	278.68	39,903.47
3205	22/03/2024	TWU Superannuation Fund	Superannuation PPE: 18/03/2024	550.31	40,453.78
3206	22/03/2024	Wealth Personal Superannuation	Superannuation PPE: 18/03/2024	213.88	40,667.66
3187	2/04/2024	National Australia Bank	Credit Card Charges - April, 2024	21,032.62	61,700.28
GRAND TOTAL				\$61,700.28	

Signed:

President:

ORDINARY COUNCIL MEETING MINUTES

16 APRIL 2024

Accounts for Payment - March to April 2024 Batch Payments 211 - 214

Shire of Leonora					
Monthly Report – List of Accounts Paid by Delegated Authority					
Submitted to Council on the 16th April, 2024					
<p>Batch Payments 211, 212, 213, & 214, totalling \$492,769.61 has been paid by delegated authority by the Chief Executive Officer and has been checked and are fully supported by remittances and duly certified invoices with checks being carried out as to prices, computations and costing. Bank Details are reconciled against those invoices by two officers.</p>					
CHIEF EXECUTIVE OFFICER					
Batch Ref	Date	Name	Item	Payment by delegated Authority	Balance
BP211.01	15/03/2024	Artgold	Art program - February 2024	3,520.00	3,520.00
BP211.02	15/03/2024	Bidfood Kalgoorlie	Catering and consumables for Hoover House	508.04	4,028.04
BP211.03	15/03/2024	Bunnings Building Supplies Pty Ltd	Gardening supplies for Hoover House gardens	464.87	4,492.91
BP211.04	15/03/2024	Central Hotel	Catering for training courses and meetings	969.00	5,461.91
BP211.05	15/03/2024	Eagle Petroleum (WA) Pty Ltd	Fuel card transactions - February 2024	3,926.63	9,388.54
BP211.06	15/03/2024	Elite Gym Hire	Gym equipment for April 2024	1,649.34	11,037.88
BP211.07	15/03/2024	Engenuity Engineering	CEO New house earthworks - Engineer Report	715.00	11,752.88
BP211.08	15/03/2024	Golden Quest Trails Association	Finnacial membership Golden Quest Discovery Trail 2023-24	12,650.00	24,402.88
BP211.09	15/03/2024	Goldfields Pest Control	Annual termite and pest control residential properties	7,535.00	31,937.88
BP211.10	15/03/2024	Grandstand Ventures	Entertainment for GG 2024 Ross Vegas and Silent Disco	3,355.00	35,292.88
BP211.11	15/03/2024	Harvey Norman AV/IT Kalgoorlie	Vacuum for LELC and cases for depot	627.95	35,920.83
BP211.12	15/03/2024	Hersey's Safety Pty Ltd	Provision of PPE for town crew	794.20	36,715.03
BP211.13	15/03/2024	Kleenheat Gas	Gas bottle for staff accommodation	298.84	37,013.87
BP211.14	15/03/2024	Landgate	Mining tenements chagable M2024/02	44.00	37,057.87
BP211.15	15/03/2024	Leinster Smash Repairs	Replace windscreen on 1L	1,131.20	38,189.07
BP211.16	15/03/2024	LivingStyles	80 chairs	8,530.00	46,719.07
BP211.17	15/03/2024	Mcleods Barristers and Solicitors	Legal expenses for matterers regarding Genesis Minerals application	599.50	47,318.57
BP211.18	15/03/2024	Moore Australia	Accounting and finance consulting	5,967.50	53,286.07
BP211.19	15/03/2024	Netlogic Information Technology	Computer consulting	2,475.00	55,761.07
BP211.20	15/03/2024	Nomad Pumping	Unblock overflowing urinal at aerodrome toilets	429.00	56,190.07
BP211.21	15/03/2024	Northern Goldfields Electrical Pty Ltd	Electrical work at Hoover House	1,177.00	57,367.07
BP211.22	15/03/2024	PFD Food Services Pty Ltd	Catering and consumables for Hoover House	1,186.10	58,553.17
BP211.23	15/03/2024	Prosegur Australia Pty Ltd	ATM service fees - January 2024	3,008.10	61,561.27
BP211.24	15/03/2024	Reward Hospitality	Consumables for Hoover House	242.00	61,803.27
BP211.25	15/03/2024	Team Global Express Pty Ltd	Freight for depot, admin and rec centre	1,326.09	63,129.36
BP211.26	15/03/2024	Telstra	Camping requisites	110.86	63,240.22
Total - Batch Payment 211				63,240.22	

Accounts for Payment - March to April 2024 Batch Payments 211 - 214

Batch Ref	Date	Name	Item	Payment by delegated Authority	Balance
BP212.01	25/03/2024	Air Liquide W.A. Ltd	Monthly cylinder fee - Medical centre	24.38	24.38
BP212.02	25/03/2024	Australian Taxation Office	BAS February 2024	31,510.00	31,534.38
BP212.03	25/03/2024	AYA Group Pty Ltd	Consumables for LELC	264.88	31,799.26
BP212.04	25/03/2024	Canine Control	Ranger services 12/03/24 to 14/03/24	4,215.20	36,014.46
BP212.05	25/03/2024	Chefmaster Australia	Catering and consumables for Hoover House	598.30	36,612.76
BP212.06	25/03/2024	City Building Supplies	Building supplies for undercover area at pools	11,201.67	47,814.43
BP212.07	25/03/2024	City Of Kalgoorlie/Boulder	Job Support Hub quarterly contributions	58,379.06	106,193.49
BP212.08	25/03/2024	Cleverpatch	Activity supplies ie paint and cardboard for LELC	463.22	106,656.71
BP212.09	25/03/2024	Delivering Outcomes	WHS Services	26,027.00	132,683.71
BP212.10	25/03/2024	Goldfields Pest Control	Annual termite and pest inspections on commercial properties	11,300.00	143,983.71
BP212.11	25/03/2024	Hitchins Technologies	Supplies for pool at doctors house 1 Queen Vic	2,465.10	146,448.81
BP212.12	25/03/2024	Horizon Power	Power and supply charges for streetlights	5,786.58	152,235.39
BP212.13	25/03/2024	IBR Electrical and Security	Repairs to truck stop toilets lighting	396.00	152,631.39
BP212.14	25/03/2024	Kleenheat Gas	Yearly equipment service charge 11 Queen Vic	200.20	152,831.59
BP212.15	25/03/2024	Leonora Post Office	Freight and stationery for admin and museum	260.59	153,092.18
BP212.16	25/03/2024	LG Professionals WA	LG Professional membership MCS	790.48	153,882.66
BP212.17	25/03/2024	Luck Thai Cleaning	Cleaning of Shire buildings 26/02/24 to 09/03/24	8,687.25	162,569.91
BP212.18	25/03/2024	McMahon Burnett Transport	Freight for pool chemicals	340.86	162,910.77
BP212.19	25/03/2024	Netlogic Information Technology	Computer consulting and PC & server monitoring	224.00	163,134.77
BP212.20	25/03/2024	Northern Goldfields Electrical Pty Ltd	Electrical work at Hoover House and staff housing	11,105.05	174,239.82
BP212.21	25/03/2024	Office National Kalgoorlie	Stationery for LELC, depot and admin	396.28	174,636.10
BP212.22	25/03/2024	Outback Parks&Lodges	Accommodation for Ranger and contractors	704.00	175,340.10
BP212.23	25/03/2024	Peter Brown	Town crew labor hire	1,912.50	177,252.60
BP212.24	25/03/2024	PFD Food Services Pty Ltd	Catering and consumables for Hoover House	683.35	177,935.95
BP212.25	25/03/2024	Pier Street Medical	Medical for Admin staff- S. Watene	130.00	178,065.95
BP212.26	25/03/2024	Prime Media Group Ltd	Marketing of Gwalia/Hoover House on channel 7 networks	1,084.60	179,150.55
BP212.27	25/03/2024	Resources Trading	Batteries for tools	506.00	179,656.55
BP212.28	25/03/2024	Skippers Aviation Pty Ltd	Relief pool manager flights 22nd - 29th March	878.00	180,534.55
BP212.29	25/03/2024	Telstra	Phone and internet charges for Shire buildings	3,169.99	183,704.54
BP212.30	25/03/2024	Terry Sargent	EHO consultant for March 2024	8,767.00	192,471.54
BP212.31	25/03/2024	Win Television WA-	Gwalia advertising on 9 networks	588.50	193,060.04
BP212.32	25/03/2024	Xstra Group Pty Ltd	PABX Hosting, Provision and Support	539.91	193,599.95
Total - Batch Payment 212				193,599.95	

Signed:

President:

ORDINARY COUNCIL MEETING MINUTES

16 APRIL 2024

Accounts for Payment - March to April 2024 Batch Payments 211 - 214

Batch Ref	Date	Name	Item	Payment by delegated Authority	Balance
BP213.01	27/03/2024	Range Ford	Ford dual cab ute	59,630.33	59,630.33
Total - Batch Payment 213				59,630.33	
BP214.01	28/03/2024	AFGRI Equipment Australia Pty Ltd	Parts for graders	5,857.49	5,857.49
BP214.02	28/03/2024	Artgold	Art workshop	3,520.00	9,377.49
BP214.03	28/03/2024	AYA Group Pty Ltd	Consumables for Shire buildings	2,363.94	11,741.43
BP214.04	28/03/2024	Bidfood Kalgoorlie	Catering and Consumables for Hoover House	183.85	11,925.28
BP214.05	28/03/2024	Bucher Municipal	Parts for tools	312.77	12,238.05
BP214.06	28/03/2024	Canine Control	Ranger services 20/03/24 & 21/03/24	4,215.20	16,453.25
BP214.07	28/03/2024	Chefmaster Australia	Tables and Chairs for Hoover House	364.70	16,817.95
BP214.08	28/03/2024	Dial a Stamp Pty Ltd	Stamps for tourist activities at Gwalia and Information centre	137.50	16,955.45
BP214.09	28/03/2024	Eagle Petroleum (WA) Pty Ltd	Bulk diesel 26,003 Ltires @ \$1.6661 ex-GST	47,655.96	64,611.41
BP214.10	28/03/2024	Everett Butchers	Easter Meat Hamper	499.74	65,111.15
BP214.11	28/03/2024	Freo Group Pty Ltd.	Put up brackets at Telecommunications Tower	2,913.24	68,024.39
BP214.12	28/03/2024	Goldfields Pest Control	Termite control - Gwalia Museum & Hoover House	13,365.00	81,389.39
BP214.13	28/03/2024	GTN Services	Service for P1	354.15	81,743.54
BP214.14	28/03/2024	Harvey Norman AV/IT Kalgoorlie	Councillor ipads and electrical for SMQ at depot	7,640.00	89,383.54
BP214.15	28/03/2024	Horizon Power	Power and supply charges Ageing in Place	427.42	89,810.96
BP214.16	28/03/2024	Landgate	Valuation services	954.15	90,765.11
BP214.17	28/03/2024	Leonora Motor Inn	P. Craig accommodation for Genesis function	110.00	90,875.11
BP214.18	28/03/2024	Luck Thai Cleaning	Cleaning of Shire buildings	9,058.50	99,933.61
BP214.19	28/03/2024	Modern Teaching Aids Pty Ltd	Activity and Centre supplies for LELC	5,630.19	105,563.80
BP214.20	28/03/2024	Netlogic Information Technology	Additional computer consulting March 2024	1,623.75	107,187.55
BP214.21	28/03/2024	Northern Goldfields Electrical Pty Ltd	Bowls Club bollard lighting upgrade	9,520.50	116,708.05
BP214.22	28/03/2024	Outback Parks&Lodges	Accommodation for Ranger and contractors	913.00	117,621.05
BP214.23	28/03/2024	OWNA Corp Pty Ltd	Premium app subscription for LELC	360.00	117,981.05
BP214.24	28/03/2024	PFD Food Services Pty Ltd	Catering and consumables for Hoover House	1,412.45	119,393.50
BP214.25	28/03/2024	Pier Street Medical	Medical Shire staff	355.40	119,748.90
BP214.26	28/03/2024	Regional Airport Management Services Pty	Consultant for airport complainace management	21,395.00	141,143.90
BP214.27	28/03/2024	Resources Trading	Parts for tools and repairs at Hoover House	1,479.63	142,623.53
BP214.28	28/03/2024	Reward Hospitality	Tables and Chairs for Hoover House	10,243.18	152,866.71
BP214.29	28/03/2024	Squire Patton Boggs	Legal consulting Native Title Claims - Nyalpa Pirniku	1,762.20	154,628.91
BP214.30	28/03/2024	Team Global Express Pty Ltd	Freight charges admin, depot and museum	641.03	155,269.94
BP214.31	28/03/2024	Telstra	CRC phone and internet charges	3,708.00	158,977.94
BP214.32	28/03/2024	Ty Matson	Reimbursement for phone expenses as per recreation allowance.	648.00	159,625.94

Signed: 21 MAY 2024

President: _____

ORDINARY COUNCIL MEETING MINUTES

16 APRIL 2024

Accounts for Payment - March to April 2024 Batch Payments 211 - 214

Batch Ref	Date	Name	Item	Payment by delegated Authority	Balance
BP214.34	28/03/2024	Wendy Carter_	Reimbursement - Supplies for Hoover House gardens	248.26	159,874.20
BP214.35	28/03/2024	Western Australian Local Government Ass.	Staff training in Rates	2,178.00	162,052.20
BP214.36	28/03/2024	Water Corporation	Water and supply charges Shire buildings	14,246.91	176,299.11
Total - Batch Payment 214				176,299.11	
GRAND TOTAL				492,769.61	

Signed:
President:

Accounts for Payment - March to April 2024 Cheques & Payroll Liabilities

Shire of Leonora					
Monthly Report – List of Accounts Paid by Delegated Authority					
Submitted to Council on the 16th April, 2024					
The following list of accounts has been paid under delegation by the Chief Executive Officer, since the previous list of accounts. Transactions contain Wages & Payroll Liability payments since the previous list of accounts paid by Delegated Authority totalling \$218,280.00					
CHIEF EXECUTIVE OFFICER					
Cheque	Date	Name	Item	Payment by Delegated Authority	Balance
PPE19032024	19/03/2024	Shire of Leonora	Salaries & Wages: PPE 18/03/2024	100,334.03	100,334.03
PL19032024	27/03/2024	Shire of Leonora	Payroll Liabilities: PPE 18/03/2024	1,750.50	102,084.53
PPE01042024	2/04/2024	Shire of Leonora	Salaries & Wages: PPE 01/04/2024	114,594.97	216,679.50
PL01042024	3/04/2024	Shire of Leonora	Payroll Liabilities: PPE 01/04/2024	1,600.50	218,280.00
GRAND TOTAL				218,280.00	

10.0 REPORTS

10.5 ENVIRONMENTAL HEALTH OFFICER REPORTS

Nil

10.0 REPORTS

10.6 ELECTED MEMBERS REPORTS

Nil

11.0 MOTIONS OF WHICH PREVIOUS NOTICE HAS BEEN GIVEN

Nil

12.0 QUESTIONS FROM MEMBERS WITHOUT NOTICE

Nil

13.0 NEW BUSINESS OF AN URGENT NATURE INTRODUCED BY DECISION OF THE MEETING

13.1 ELECTED MEMBERS

Nil

13.0 NEW BUSINESS OF AN URGENT NATURE INTRODUCED BY DECISION OF THE MEETING

13.2 OFFICERS

Nil

14.0 MEETING CLOSED TO PUBLIC

14.1 MATTERS FOR WHICH THE MEETING MAY BE CLOSED

Nil

14.0 MEETING CLOSED TO PUBLIC

14.2 PUBLIC READING OF RESOLUTIONS THAT MAY BE MADE PUBLIC

15.0 STATE COUNCIL AGENDA

Nil

16.0 NEXT MEETING

Tuesday 21st May 2024

17.0 CLOSURE OF MEETING

There being no further business, the Chairperson, Shire President, Cr PJ Craig declared the meeting closed at 10:12.