


# SHIRE OF LEONORA



**MINUTES OF ORDINARY COUNCIL MEETING  
HELD IN COUNCIL CHAMBERS, LEONORA  
ON TUESDAY 15TH NOVEMBER, 2022  
COMMENCING AT 9:30AM.**

**SHIRE OF LEONORA**  
**ORDER OF BUSINESS FOR MEETING HELD**  
**TUESDAY 15TH NOVEMBER, 2022.**

**COLOUR****CODING**

	<b>1</b>	DECLARATION OF OPENING/ ANNOUNCEMENT OF VISITORS	<b>4</b>
	<b>2</b>	DISCLAIMER NOTICE	<b>4</b>
	<b>3</b>	COUNCIL MEETING INFORMATION NOTES	<b>4</b>
	<b>4</b>	ANNOUNCEMENTS FROM THE PRESIDING MEMBER	<b>4</b>
	<b>5</b>	RECORD OF ATTENDANCE / APOLOGIES / LEAVE OF ABSENCE	<b>4</b>
	5.1	ATTENDANCE	<b>4</b>
	5.2	APOLOGIES	<b>4</b>
	5.3	LEAVE OF ABSENCE	<b>4</b>
	<b>6</b>	DECLARATION OF INTEREST	<b>4</b>
	6.1	DECLARATIONS OF FINANCIAL INTEREST	<b>4</b>
	6.2	DECLARATIONS OF PROXIMITY INTEREST	<b>5</b>
	6.3	DECLARATIONS OF IMPARTIALITY INTEREST	<b>5</b>
	<b>7</b>	PUBLIC QUESTION TIME	<b>5</b>
	7.1	RESPONSE TO PREVIOUS PUBLIC QUESTIONS TAKEN ON NOTICE	<b>5</b>
	7.2	PUBLIC QUESTION TIME	<b>5</b>
<b>White</b>	<b>8</b>	CONFIRMATION OF MINUTES FROM PREVIOUS MEETING	<b>5</b>
	<b>9</b>	PRESENTATIONS	<b>5</b>
	9.1	PETITIONS	<b>5</b>
	9.2	PRESENTATIONS	<b>5</b>
	9.3	DEPUTATIONS	<b>5</b>
	9.4	DELEGATES REPORTS	<b>5</b>
	<b>10</b>	REPORTS	<b>7</b>
<b>Orange</b>	10.1	REPORTS OF COMMITTEES	<b>6</b>
<b>Pink</b>	10.2	CHIEF EXECUTIVE OFFICER REPORTS	<b>7</b>
	(A)	Unbudgeted Revenue & Expenditure - Purchase of Plant	<b>7</b>
	(B)	Disposition of Property/Land	<b>9</b>
<b>Blue</b>	10.3	DEPUTY CHIEF EXECUTIVE OFFICER REPORTS	<b>12</b>

---

	(A) Monthly Financial Statements	12
	(B) Accounts for Payment	36
<b>Green</b>	10.4 ENVIRONMENTAL HEALTH OFFICER REPORTS	50
<b>Yellow</b>	10.5 ELECTED MEMBERS REPORTS	50
<b>11</b>	APPLICATIONS FOR LEAVE OF ABSENCE	50
<b>12</b>	MOTIONS OF WHICH PREVIOUS NOTICE HAS BEEN GIVEN	50
<b>13</b>	QUESTION FROM MEMBERS WITHOUT NOTICE	50
<b>14</b>	NEW BUSINESS OF AN URGENT NATURE INTRODUCED BY DECISION OF THE MEETING	51
	14.1 ELECTED MEMBERS	50
	14.2 OFFICERS	51
	(A) Fire Damaged Residence	51
<b>15</b>	MEETING CLOSED TO PUBLIC	55
	15.1 MATTERS FOR WHICH THE MEETING MAY BE CLOSED	55
	15.2 PUBLIC READING OF RESOLUTIONS THAT MAY BE MADE PUBLIC	55
<b>16</b>	STATE COUNCIL AGENDA	55
<b>17</b>	NEXT MEETING	55
<b>18</b>	CLOSURE OF MEETING	55

**1.0 DECLARATION OF OPENING / ANNOUNCEMENT OF VISITORS**

**1.1** The Shire of Leonora President, Cr PJ Craig declared the meeting open at 9:30am.

**1.2 Visitors or members of the public in attendance**

**At 11:00am** Mr Rory Yates, Regional Manager, South West & Northern Goldfields, and Mr Paul Mugumbwa, CEO of Stephen Michael Foundation providing presentation in regard youth activities within the Leonora Community.

**2.0 DISCLAIMER NOTICE****3.0 COUNCIL MEETING INFORMATION NOTES****4.0 ANNOUNCEMENT FROM THE PRESIDING MEMBER**

Shire President, Cr PJ Craig made the following announcement:

- Deputy Shire President, Cr RA Norrie attended the AGO meeting in Esperance.

**5.0 RECORD OF ATTENDANCE / APOLOGIES / LEAVE OF ABSENCE****5.1 Attendance**

**President (Chairperson)**

**PJ Craig**

**Deputy President**

**RA Norrie**

**Councillors**

**RM Cotterill**

**F Harris**

**AM Moore**

**AE Taylor**

**LR Petersen**

**Chief Executive Officer**

**JG Epis**

**Deputy Chief Executive Officer**

**L Trevenen**

**Environmental Health Officer/Building Surveyor**

**D Hadden (from 11:35am)**

**Visitors**

**R Yates (11:00am to 11:35am)**

**P Mugumbwa (11:00am to 11:35am)**

**5.2 Apologies**

Nil

**5.3 Leave of Absence**

Nil

**6.0 DECLARATION OF INTEREST****6.1 Declaration of Financial Interest**

Nil



**6.2 Declaration of Proximity Interest**  
Nil

**6.3 Declaration of Impartiality Interest**  
Nil

**7.0 PUBLIC QUESTION TIME**

**7.1 RESPONSE TO PREVIOUS PUBLIC QUESTIONS TAKEN ON NOTICE**  
Nil

**7.2 PUBLIC QUESTION TIME**  
Nil

**8.0 CONFIRMATION OF MINUTES FROM PREVIOUS MEETING**

**COUNCIL DECISION**

**Moved:** Cr RA Norrie

**Seconded:** Cr AE Taylor

That the minutes of the Ordinary Council Meeting held on 18 October, 2022 be confirmed.

**CARRIED (7 VOTES TO 0)**

**9.0 PRESENTATIONS**

**9.1 Petitions**  
Nil

**9.2 Presentations**  
Nil

**9.3 Deputations**  
Nil

**9.4 Delegates Reports**  
Nil

**10.0 REPORTS**

**10.1 REPORTS OF COMMITTEES**

Nil

**10.0 REPORTS****10.2 CHIEF EXECUTIVE OFFICER REPORTS****10.2.(A) UNBUDGETED REVENUE & EXPENDITURE - PURCHASE OF PLANT**

<b>SUBMISSION TO:</b>	Ordinary Council Meeting Meeting Date: 15th November 2022
<b>AGENDA REFERENCE:</b>	10.2.(A) NOV 22
<b>SUBJECT:</b>	Unbudgeted Revenue & Expenditure - Purchase of Plant
<b>LOCATION/ADDRESS:</b>	Leonora
<b>NAME OF APPLICANT:</b>	Not Applicable
<b>FILE REFERENCE:</b>	-
<b>AUTHOR, DISCLOSURE OF ANY INTEREST AND DATE OF REPORT</b>	
<b>NAME:</b>	James Gregory Epis
<b>OFFICER:</b>	Chief Executive Officer
<b>INTEREST DISCLOSURE:</b>	Nil
<b>DATE:</b>	7th November 2022
<b>SUPPORTING DOCUMENTS:</b>	Nil

**BACKGROUND**

An opportunity to purchase a second hand Toyota Landcruiser Ute with side mounted drill rig including tandem trailer with 185 eFM compressor plus attachments exists, which will assist with scheduled operational and capital work projects during the 2022/2023 financial year and subsequent years.

Consideration has been made in previous years to add similar types of machinery to the plant fleet, however the cost of purchasing brand new vs the quantity of use required in previous years has resulted in machines being hired as and when required. Currently, some attachments that fit this equipment are held at the works depot.

There are significant works planned in the 2022/2023 financial year, and upcoming years where this type of equipment would be useful to Shire of Leonora works team. It was planned to hire machines as required, however upon considering future works that are coming up in subsequent years in consultation with works staff, it is believed that it would be most convenient to have a machine at the disposal of the works crew as and when required.

The vehicles other associated equipment attachments are considered to be fairly priced, at \$90,000 ex GST, and a value that is commensurate with the level of work required by the Shire, as opposed to purchasing a brand new machine and attachments.

The purchase was not considered in the 2022/23 budget, and therefore requires a budget amendment and absolute majority approval of the Council.

**STATUTORY ENVIRONMENT**

Section 6.8(1)(b) of the *Local Government Act 1995* provides that expenditure can be incurred when not included in the annual budget provided that it is authorised in advance by resolution (absolute majority).

**POLICY IMPLICATIONS**

There are no policy implications resulting from the recommendation of this report.

**FINANCIAL IMPLICATIONS**

There are no financial implications resulting from the recommendation of this report that will have any detrimental effect on the Shire's finances. New plant will be built into strategic resource plans and plant replacement programs in the future.

**STRATEGIC IMPLICATIONS**

Strategic references within the Shire of Leonora Strategic Community Plan 2017-2027 demonstrate connections between services and infrastructure, and the desired outcomes and community vision for the Shire of Leonora, particularly in relation to festival & event management (1.1.1), Landscaping (1.1.1, 2.2.2), Infrastructure Maintenance (3.2.1, 3.2.3, 2.1.2), Tourism Management (1.1.1, 2.2.1, 2.2.2), Employee Housing (3.2.1, 4.4.2), and Roads, Verges, Footpaths (2.1.2).

**RECOMMENDATIONS**

That the Council, by absolute majority, approve the unbudgeted expenditure for the purchase of a second hand Toyota Landcruiser Ute with side mounted drill rig including tandem trailer with 185 eFM compressor plus attachments, amount being \$90,000.00 excl. GST.

**VOTING REQUIREMENT**

Absolute Majority

**COUNCIL DECISION**

**Moved: Cr LR Petersen**

**Seconded: Cr AM Moore**

That the Council, by absolute majority, approve the unbudgeted expenditure for the purchase of a second hand Toyota Landcruiser Ute with side mounted drill rig including tandem trailer with 185 eFM compressor plus attachments, amount being \$90,000.00 excl. GST.

**CARRIED BY ABSOLUTE MAJORITY (7 VOTES TO 0)**

**10.0 REPORTS****10.2 CHIEF EXECUTIVE OFFICER REPORTS****10.2.(B) DISPOSITION OF PROPERTY/LAND**

<b>SUBMISSION TO:</b>	Ordinary Council Meeting Meeting Date: 15th November 2022
<b>AGENDA REFERENCE:</b>	10.2.(B) NOV 22
<b>SUBJECT:</b>	Disposition of Property/Land
<b>LOCATION/ADDRESS:</b>	Leonora
<b>NAME OF APPLICANT:</b>	Shire of Leonora
<b>FILE REFERENCE:</b>	Council Property 3.0
<b>AUTHOR, DISCLOSURE OF ANY INTEREST AND DATE OF REPORT</b>	
<b>NAME:</b>	James Gregory Epis
<b>OFFICER:</b>	Chief Executive Officer
<b>INTEREST DISCLOSURE:</b>	Nil
<b>DATE:</b>	1st November 2022
<b>SUPPORTING DOCUMENTS:</b>	Nil

**BACKGROUND**

Neil Francis Kelly, Sandra Michele Kelly, and Adam Thomas Kelly, by way of written communication, did on the 25<sup>th</sup> October, 2022 make an offer to purchase Lot 12 Kurrajong Street, Leonora from the Shire of Leonora.

The following day, the offer to purchase was accepted.

- Lot 12 Kurrajong Street, Leonora on Deposited Plan 63278 contained within Certificate of Title Volume 2774 Folio 71 for the amount of \$49,000.00 (GST Exclusive)

Local Public Notice of the offer was provided pursuant to Section 3.58 of the *Local Government Act 1995*.

At the conclusion of the local public notice advertising period, and if no submissions are received, the land transaction will proceed.

A notice to Dispose of the Property was published in the Kalgoorlie Miner on the 29<sup>th</sup> October, 2022. Furthermore, the notice was uploaded to the Shire's website and fixed to local notice boards on that date.

The notice detailed that any person wishing to make a submission in regards the disposition of property had until 4:00pm 14<sup>th</sup> November, 2022 to do so.

**STATUTORY ENVIRONMENT*****Local Government Act 1995* Section 3.58****3.58 Disposing of property**

(1) In this section –

***dispose*** includes to sell, lease, or otherwise dispose of, whether absolutely or not;

**property** includes the whole or any part of the interest of a local government in property, but does not include money.

- (2) Except as stated in this section, a local government can only dispose of property to –
  - (a) the highest bidder at public auction; or
  - (b) the person who at public tender called by the local government makes what is, in the opinion of the local government, the most acceptable tender, whether or not it is the highest bidder
- (3) A local government can dispose of property other than under subsection (2) if, before agreeing to dispose of the property –
  - (a) it gives local public notice of the proposed disposition –
    - (i) describing the property concerned; and
    - (ii) giving details of the proposed disposition; and
    - (iii) inviting submissions to be made to the local government before a date to be specified in the notice, being a date not less than 2 weeks after the notice is first given; and
  - (b) it considers any submissions made to it before the date specified in the notice and, if its decision is made by the council or a committee, the decision and the reasons for it are recorded in the minutes of the meeting at which the decision was made.
- (4) The details of a proposed disposition that are required by subsection (3)(a)(ii) include –
  - (a) the name of all other parties concerned; and
  - (b) the consideration to be received by the local government for the disposition; and
  - (c) the market value of the disposition –
    - (i) as ascertained by a valuation carried out not more than 6 months before the proposed disposition; or
    - (ii) as declared by a resolution of the local government on the basis of a valuation carried out more than 6 months before the proposed disposition that the local government believes to be a true indication of the value at the time of the proposed disposition.
- (5) This section does not apply to –
  - (a) a disposition of an interest in land under the Land Administration Act 1997 section 189 or 190;
  - (b) a disposition of property in the course of carrying on a trading undertaking as defined in section 3.59; or
  - (c) anything that the local government provides to a particular person, for a fee or otherwise, in the performance of a function that it has under any written law; or
  - (d) any other disposition that is excluded by regulations from the application of this section.

## **POLICY IMPLICATIONS**

There are no policy implications resulting from the recommendation of this report.

### FINANCIAL IMPLICATIONS

A current market valuation has not been provided. The Reserve Price was set in the year 2011/2012 to enable Council to recover costs as a result of the industrial land development. No profit from the sale of land was ever expected. It was to encourage business to the community. The Reserve Price for Lot 12 is \$54,000 plus GST. Sale proceeds from the proposed land transaction has been included in the 2022/2023 Budget.

### STRATEGIC IMPLICATIONS

There are no strategic implications resulting from the recommendation of this report.

### RECOMMENDATIONS

That Council resolve to endorse the actions of the Chief Executive Officer in:

- (i) accepting the offer of Neil Francis Kelly, Sandra Michele Kelly, and Adam Thomas Kelly, to purchase land known as 12 Kurrajong Street, Leonora on Deposited Plan 63278 contained within Certificate of Title Volume 2774 Folio 71;
- (ii) engaging the services of Documentary Services Pty Ltd as the settlement agent/conveyancer to act on behalf of the Shire of Leonora;
- (iii) providing Local Public Notice of the offer in accordance with section 3.58 of the *Local Government Act 1995*; and
- (iv) progressing the land transaction further after the expiration of the 14 days advertising period in which submissions could be lodged against the disposition of land.

### VOTING REQUIREMENT

Simple Majority

### COUNCIL DECISION

**Moved: Cr RM Cotterill**

**Seconded: Cr LR Petersen**

That Council resolve to endorse the actions of the Chief Executive Officer in:

- (i) accepting the offer of Neil Francis Kelly, Sandra Michele Kelly, and Adam Thomas Kelly, to purchase land known as 12 Kurrajong Street, Leonora on Deposited Plan 63278 contained within Certificate of Title Volume 2774 Folio 71;
- (ii) engaging the services of Documentary Services Pty Ltd as the settlement agent/conveyancer to act on behalf of the Shire of Leonora;
- (iii) providing Local Public Notice of the offer in accordance with section 3.58 of the *Local Government Act 1995*; and
- (iv) progressing the land transaction further after the expiration of the 14 days advertising period in which submissions could be lodged against the disposition of land.

**CARRIED (7 VOTES TO 0)**

**10.0 REPORTS****10.3 DEPUTY CHIEF EXECUTIVE OFFICER REPORTS****10.3.(A) MONTHLY FINANCIAL STATEMENTS**

<b>SUBMISSION TO:</b>	Ordinary Council Meeting Meeting Date: 15th November 2022
<b>AGENDA REFERENCE:</b>	10.3.(A) NOV 22
<b>SUBJECT:</b>	Monthly Financial Statements
<b>LOCATION/ADDRESS:</b>	Nil
<b>NAME OF APPLICANT:</b>	Nil
<b>FILE REFERENCE:</b>	Nil
<b>AUTHOR, DISCLOSURE OF ANY INTEREST AND DATE OF REPORT</b>	
<b>NAME:</b>	Lee-Anne Trevenen
<b>OFFICER:</b>	Deputy Chief Executive Officer
<b>INTEREST DISCLOSURE:</b>	Nil
<b>DATE:</b>	8th November 2022
<b>SUPPORTING DOCUMENTS:</b>	1. Monthly Financial Statements - 31st October, 2022 <a href="#">↓</a>

**BACKGROUND**

In complying with the Local Government Financial Management Regulations 1996, a monthly statement of financial activity must be submitted to an Ordinary Council meeting within 2 months after the end of the month to which the statement relates. The statement of financial activity is a complex document but gives a complete overview of the “cash” financial position as at the end of each month. The statement of financial activity for each month must be adopted by Council and form part of the minutes.

It is understood that parts of the statement of financial activity have been submitted to Ordinary Council meetings previously. In reviewing the Regulations the complete statement of financial activity is to be submitted, along with the following reports that are not included in the statement.

Monthly Financial Statements for the month ended 31st October, 2022 consisting of:

- (a) Compilation Report
- (b) Statement of Financial Activity – 31st October, 2022
- (c) Material Variances – 31st October, 2022

**STATUTORY ENVIRONMENT*****Part 4 – Financial reports— s. 6.4*****34. *Financial activity statement report – s. 6.4*****(1A) *In this regulation –***

***committed assets*** means revenue unspent but set aside under the annual budget for a specific purpose.



34. (1) *A local government is to prepare each month a statement of financial activity reporting on the revenue and expenditure, as set out in the annual budget under regulation 22(1)(d), for that month in the following detail —*
- (a) annual budget estimates, taking into account any expenditure incurred for an additional purpose under section 6.8(1)(b) or (c);*
  - (b) budget estimates to the end of the month to which the statement relates;*
  - (c) actual amounts of expenditure, revenue and income to the end of the month to which the statement relates;*
  - (d) material variances between the comparable amounts referred to in paragraphs (b) and (c); and*
  - (e) the net current assets at the end of the month to which the statement relates.*
34. (2) *Each statement of financial activity is to be accompanied by documents containing —*
- (a) an explanation of the composition of the net current assets of the month to which the statement relates, less committed assets and restricted assets;*
  - (b) an explanation of each of the material variances referred to in subregulation (1)(d); and*
  - (c) such other supporting information as is considered relevant by the local government.*
34. (3) *The information in a statement of financial activity may be shown —*
- (a) according to nature and type classification; or*
  - (b) by program; or*
  - (c) by business unit.*
34. (4) *A statement of financial activity, and the accompanying documents referred to in subregulation (2), are to be —*
- (a) presented at an ordinary meeting of the council within 2 months after the end of the month to which the statement relates; and*
  - (b) recorded in the minutes of the meeting at which it is presented.*
34. (5) *Each financial year, a local government is to adopt a percentage or value, calculated in accordance with the AAS, to be used in statements of financial activity for reporting material variances.*

#### **POLICY IMPLICATIONS**

There are no policy implications resulting from the recommendation of this report.

#### **FINANCIAL IMPLICATIONS**

There are no financial implications resulting from the recommendation of this report.

#### **STRATEGIC IMPLICATIONS**

There are no strategic implications resulting from the recommendation of this report.

**RECOMMENDATIONS**

That Council accept the Monthly Financial Statements for the month ended 31st October, 2022 consisting of:

- (a) Compilation Report
- (b) Statement of Financial Activity – 31st October, 2022
- (c) Material Variances – 31st October, 2022

**VOTING REQUIREMENT**

Simple Majority

**COUNCIL DECISION**

**Moved: Cr AE Taylor**

**Seconded: Cr LR Petersen**

That Council accept the Monthly Financial Statements for the month ended 31st October, 2022 consisting of:

- (a) Compilation Report
- (b) Statement of Financial Activity – 31st October, 2022
- (c) Material Variances – 31st October, 2022

**CARRIED (7 VOTES TO 0)**

**Moore Australia**

Level 15, Exchange Tower,  
2 The Esplanade, Perth, WA 6000  
PO Box 5785, St Georges Terrace, WA  
6831

T +61 8 9225 5355

F +61 8 9225 6181

[www.moore-australia.com.au](http://www.moore-australia.com.au)

9 November 2022

Mr Jim Epis  
Chief Executive Officer  
Shire of Leonora  
PO Box 56  
**LEONORA WA 6438**

Dear Jim

**COMPILATION REPORT TO THE SHIRE OF LEONORA**

We have compiled the accompanying local government financial report of the Shire of Leonora, which comprise the statement of financial activity (by nature or type), a summary of significant accounting policies and other explanatory notes for the period ending 31 October 2022. The monthly financial report has been compiled to meet compliance with the *Local Government Act 1995* and associated regulations.

**THE RESPONSIBILITY OF THE SHIRE OF LEONORA**

The Shire of Leonora are solely responsible for the information contained in the financial report and are responsible for the maintenance of an appropriate accounting system in accordance with the relevant legislation.

**OUR RESPONSIBILITY**

On the basis of information provided by the Shire of Leonora we have compiled the accompanying financial report in accordance with the requirements of the *Local Government Act 1995*, associated regulations and APES 315 *Compilation of Financial Information*.

Our procedures use accounting expertise to collect, classify and summarise the financial information, which the Shire of Leonora provided, in compiling the financial report. Our procedures do not include verification or validation procedures. No audit or review has been performed and accordingly no assurance is expressed.

The local government financial report was compiled exclusively for the benefit of the Shire of Leonora. We do not accept responsibility to any other person for the contents of the financial report.

A handwritten signature in black ink, appearing to read "Russell Barnes".

Russell Barnes  
Director

[Moore Australia \(WA\) Pty Ltd](http://www.moore-australia.com.au)

Moore Australia (WA) Pty Ltd trading as agent – ABN 99 433 544 961.  
An independent member of Moore Global Network Limited - members in principal cities throughout the world.  
Liability limited by a scheme approved under Professional Standards Legislation.

**SHIRE OF LEONORA**  
**MONTHLY FINANCIAL REPORT**  
**(Containing the Statement of Financial Activity)**  
**For the period ending 31 October 2022**

*LOCAL GOVERNMENT ACT 1995*  
*LOCAL GOVERNMENT (FINANCIAL MANAGEMENT) REGULATIONS 1996*

**TABLE OF CONTENTS**

Statement of Financial Activity by Nature or Type	5
Basis of Preparation	6
Note 1 Statement of Financial Activity Information	7
Note 2 Cash and Financial Assets	8
Note 3 Receivables	9
Note 4 Other Current Assets	10
Note 5 Payables	11
Note 6 Disposal of Assets	12
Note 7 Capital Acquisitions	13
Note 8 Reserve Accounts	16
Note 9 Other Current Liabilities	17
Note 10 Operating grants and contributions	18
Note 11 Non operating grants and contributions	19
Note 12 Explanation of Material Variances	20

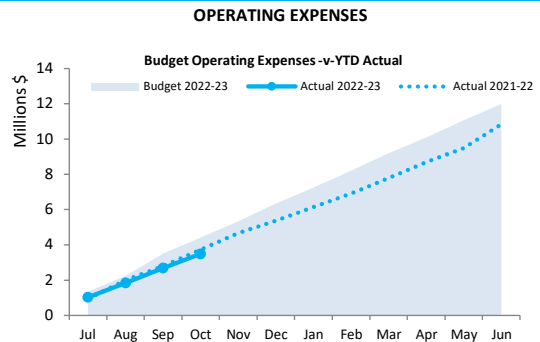
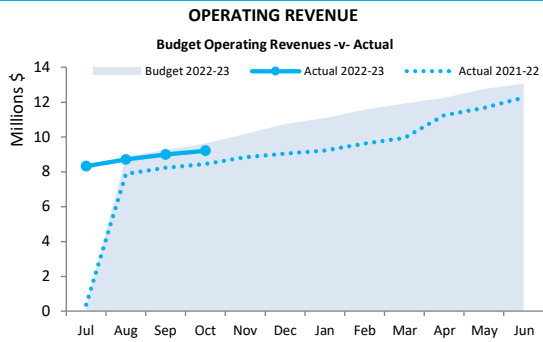
Please refer to the compilation report

SHIRE OF LEONORA | 1

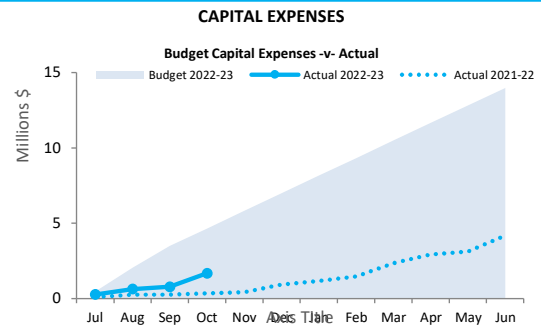
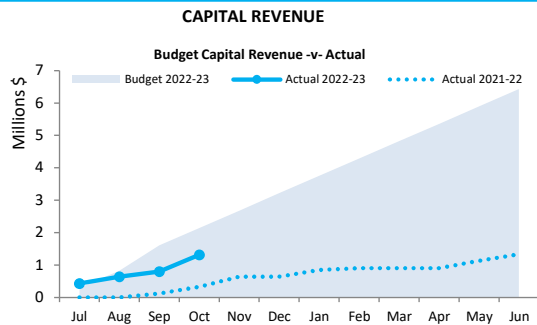
MONTHLY FINANCIAL REPORT  
FOR THE PERIOD ENDED 31 OCTOBER 2022

SUMMARY INFORMATION - GRAPHS

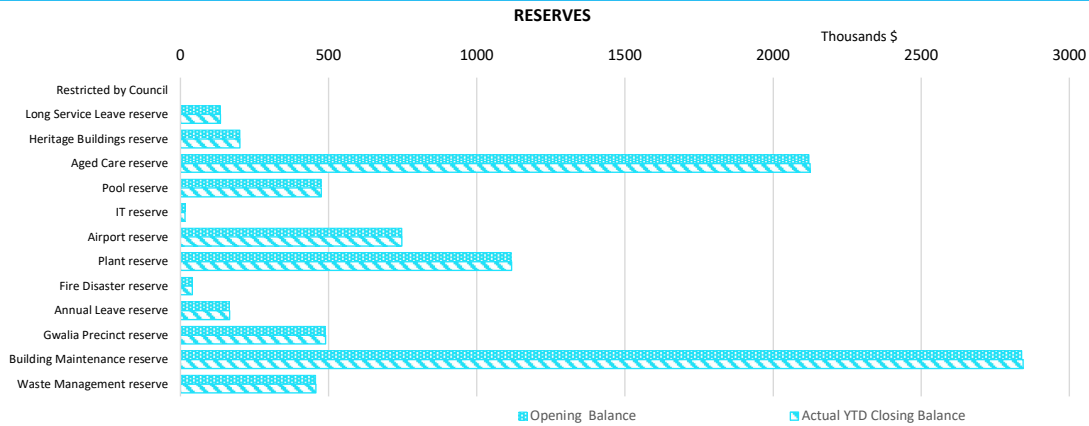
OPERATING ACTIVITIES



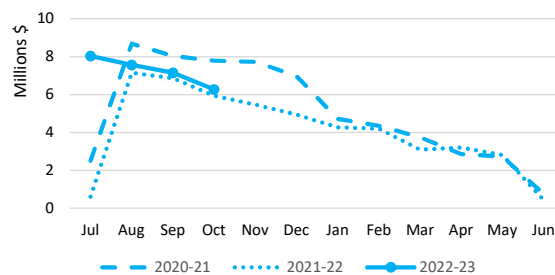
INVESTING ACTIVITIES



FINANCING ACTIVITIES



Closing funding surplus / (deficit)



This information is to be read in conjunction with the accompanying Financial Statements and Notes.

Please refer to the compilation report

SHIRE OF LEONORA | 2

MONTHLY FINANCIAL REPORT  
FOR THE PERIOD ENDED 31 OCTOBER 2022

EXECUTIVE SUMMARY

Funding surplus / (deficit) Components

Funding surplus / (deficit)				
	Adopted Budget	YTD Budget (a)	YTD Actual (b)	Var. \$ (b)-(a)
Opening	\$0.19 M	\$0.19 M	\$0.26 M	\$0.07 M
Closing	\$0.00 M	\$3.61 M	\$6.26 M	\$2.66 M

Refer to Statement of Financial Activity

Cash and cash equivalents		
	\$15.36 M	% of total
Unrestricted Cash	\$6.55 M	42.6%
Restricted Cash	\$8.81 M	57.4%

Refer to Note 2 - Cash and Financial Assets

Payables		
	\$0.44 M	% Outstanding
Trade Payables	\$0.00 M	
0 to 30 Days		0.0%
Over 30 Days		0.0%
Over 90 Days		0%

Refer to Note 5 - Payables

Receivables		
	\$0.32 M	% Collected
Rates Receivable	\$0.85 M	89.1%
Trade Receivable	\$0.32 M	% Outstanding
Over 30 Days		46.5%
Over 90 Days		12%

Refer to Note 3 - Receivables

Key Operating Activities

Amount attributable to operating activities			
Adopted Budget	YTD Budget (a)	YTD Actual (b)	Var. \$ (b)-(a)
\$2.97 M	\$5.83 M	\$6.38 M	\$0.55 M

Refer to Statement of Financial Activity

Rates Revenue		
	\$7.71 M	% Variance
YTD Actual	\$7.71 M	0.0%
YTD Budget	\$7.71 M	

Refer to Statement of Financial Activity

Operating Grants and Contributions		
	\$0.45 M	% Variance
YTD Actual	\$0.45 M	(50.0%)
YTD Budget	\$0.90 M	

Refer to Note 10 - Operating Grants and Contributions

Fees and Charges		
	\$0.95 M	% Variance
YTD Actual	\$0.95 M	0.8%
YTD Budget	\$0.94 M	

Refer to Statement of Financial Activity

Key Investing Activities

Amount attributable to investing activities			
Adopted Budget	YTD Budget (a)	YTD Actual (b)	Var. \$ (b)-(a)
(\$7.56 M)	(\$2.41 M)	(\$0.37 M)	\$2.05 M

Refer to Statement of Financial Activity

Proceeds on sale		
	\$0.00 M	%
YTD Actual	\$0.00 M	
Adopted Budget	\$0.76 M	0.0%

Refer to Note 6 - Disposal of Assets

Asset Acquisition		
	\$1.68 M	% Spent
YTD Actual	\$1.68 M	12.0%
Adopted Budget	\$13.99 M	

Refer to Note 7 - Capital Acquisitions

Capital Grants		
	\$1.30 M	% Received
YTD Actual	\$1.30 M	23.0%
Adopted Budget	\$5.67 M	

Refer to Note 7 - Capital Acquisitions

Key Financing Activities

Amount attributable to financing activities			
Adopted Budget	YTD Budget (a)	YTD Actual (b)	Var. \$ (b)-(a)
\$4.40 M	\$0.00 M	(\$0.01 M)	(\$0.01 M)

Refer to Statement of Financial Activity

Borrowings	
Principal repayments	\$0.00 M
Interest expense	\$0.00 M
Principal due	\$0.00 M

Refer to Note 7 - Borrowings

Reserves	
Reserves balance	\$8.81 M
Interest earned	\$0.01 M

Refer to Note 8 - Cash Reserves

This information is to be read in conjunction with the accompanying Financial Statements and notes.

Please refer to the compilation report

SHIRE OF LEONORA | 3

**KEY TERMS AND DESCRIPTIONS  
FOR THE PERIOD ENDED 31 OCTOBER 2022**

**REVENUE**

**RATES**

All rates levied under the *Local Government Act 1995*. Includes general, differential, specified area rates, minimum rates, interim rates, back rates, ex-gratia rates, less discounts and concessions offered. Excludes administration fees, interest on instalments, interest on arrears, service charges and sewerage rates.

**OPERATING GRANTS, SUBSIDIES AND CONTRIBUTIONS**

Refers to all amounts received as grants, subsidies and contributions that are not non-operating grants.

**NON-OPERATING GRANTS, SUBSIDIES AND CONTRIBUTIONS**

Amounts received specifically for the acquisition, construction of new or the upgrading of identifiable non financial assets paid to a local government, irrespective of whether these amounts are received as capital grants, subsidies, contributions or donations.

**REVENUE FROM CONTRACTS WITH CUSTOMERS**

Revenue from contracts with customers is recognised when the local government satisfies its performance obligations under the contract.

**FEES AND CHARGES**

Revenues (other than service charges) from the use of facilities and charges made for local government services, sewerage rates, rentals, hire charges, fee for service, photocopying charges, licences, sale of goods or information, fines, penalties and administration fees. Local governments may wish to disclose more detail such as rubbish collection fees, rental of property, fines and penalties, and other fees and charges.

**SERVICE CHARGES**

Service charges imposed under *Division 6 of Part 6 of the Local Government Act 1995*. *Regulation 54 of the Local Government (Financial Management) Regulations 1996* identifies these as television and radio broadcasting, underground electricity and neighbourhood surveillance services. Exclude rubbish removal charges.

**INTEREST EARNINGS**

Interest and other items of a similar nature received from bank and investment accounts, interest on rate instalments, interest on rate arrears and interest on debtors.

**OTHER REVENUE / INCOME**

Other revenue, which can not be classified under the above headings, includes dividends, discounts, rebates, reimbursements etc.

**PROFIT ON ASSET DISPOSAL**

Excess of assets received over the net book value for assets on their disposal.

Please refer to the compilation report

**NATURE OR TYPE DESCRIPTIONS**

**EXPENSES**

**EMPLOYEE COSTS**

All costs associated with the employment of person such as salaries, wages, allowances, benefits such as vehicle and housing, superannuation, employment expenses, removal expenses, relocation expenses, worker's compensation insurance, training costs, conferences, safety expenses, medical examinations, fringe benefit tax, etc.

**MATERIALS AND CONTRACTS**

All expenditures on materials, supplies and contracts not classified under other headings. These include supply of goods and materials, legal expenses, maintenance agreements, communication expenses, advertising expenses, membership, periodicals, publications, hire expenses, rental, postage and freight etc. Local governments may wish to disclose more detail such as contract services, consultancy, information technology, rental or lease expenditures.

**UTILITIES (GAS, ELECTRICITY, WATER)**

Expenditures made to the respective agencies for the provision of power, gas or water. Exclude expenditures incurred for the reinstatement of roadwork on behalf of these agencies.

**INSURANCE**

All insurance other than worker's compensation and health benefit insurance included as a cost of employment.

**LOSS ON ASSET DISPOSAL**

Shortfall between the value of assets received over the net book value for assets on their disposal.

**DEPRECIATION ON NON-CURRENT ASSETS**

Depreciation expense raised on all classes of assets. Excluding Land.

**INTEREST EXPENSES**

Interest and other costs of finance paid, including costs of finance for loan debentures, overdraft accommodation and refinancing expenses.

**OTHER EXPENDITURE**

Statutory fees, taxes, allowance for impairment of assets, member's fees or State taxes. Donations and subsidies made to community groups.

STATEMENT OF FINANCIAL ACTIVITY  
FOR THE PERIOD ENDED 31 OCTOBER 2022

## BY NATURE OR TYPE

	Ref	Adopted Budget	YTD Budget	YTD Actual	Variance \$	Variance % ((c) - (b))/(b)	Var.
	Note	(a)	(b)	(c)	(c) - (b)	(b)/(b)	
		\$	\$	\$	\$	%	
<b>Opening funding surplus / (deficit)</b>	1(c)	191,874	191,874	<b>262,538</b>	70,664	36.83%	▲
<b>Revenue from operating activities</b>							
Rates		7,775,027	7,710,627	<b>7,710,959</b>	332	0.00%	
Operating grants, subsidies and contributions	10	2,616,472	904,044	<b>452,327</b>	(451,717)	(49.97%)	▼
Fees and charges		2,414,398	940,514	<b>948,026</b>	7,512	0.80%	
Interest earnings		8,000	2,664	<b>22,373</b>	19,709	739.83%	▲
Other revenue		242,805	70,724	<b>75,106</b>	4,382	6.20%	
Profit on disposal of assets	6	24,753	0	<b>0</b>	0	0.00%	
		<b>13,081,455</b>	<b>9,628,573</b>	<b>9,208,791</b>	(419,782)	(4.36%)	
<b>Expenditure from operating activities</b>							
Employee costs		(2,410,184)	(811,992)	<b>(1,233,021)</b>	(421,029)	(51.85%)	▼
Materials and contracts		(6,991,250)	(2,555,138)	<b>(1,166,070)</b>	1,389,068	54.36%	▲
Utility charges		(245,100)	(81,708)	<b>(87,627)</b>	(5,919)	(7.24%)	
Depreciation on non-current assets		(1,834,984)	(611,696)	<b>(663,236)</b>	(51,540)	(8.43%)	▼
Insurance expenses		(311,912)	(311,912)	<b>(306,566)</b>	5,346	1.71%	
Other expenditure		(130,878)	(36,428)	<b>(32,349)</b>	4,079	11.20%	
Loss on disposal of assets	6	(59,968)	0	<b>0</b>	0	0.00%	
		<b>(11,984,276)</b>	<b>(4,408,874)</b>	<b>(3,488,869)</b>	920,005	(20.87%)	
Non-cash amounts excluded from operating activities	1(a)	1,870,199	611,696	<b>663,728</b>	52,032	8.51%	▲
<b>Amount attributable to operating activities</b>		<b>2,967,378</b>	<b>5,831,395</b>	<b>6,383,650</b>	552,255	9.47%	
<b>Investing activities</b>							
Proceeds from non-operating grants, subsidies and contributions	11	5,668,103	1,690,347	<b>1,313,630</b>	(376,717)	(22.29%)	▼
Proceeds from disposal of assets	6	760,600	0	<b>0</b>	0	0.00%	
Payments for property, plant and equipment and infrastructure	7	(13,987,955)	(4,105,005)	<b>(1,682,043)</b>	2,422,962	59.02%	▲
<b>Amount attributable to investing activities</b>		<b>(7,559,252)</b>	<b>(2,414,658)</b>	<b>(368,413)</b>	2,046,245	(84.74%)	
<b>Financing Activities</b>							
Transfer from reserves	8	4,400,000	0	<b>0</b>	0	0.00%	
Transfer to reserves	8	0	0	<b>(13,173)</b>	(13,173)	0.00%	
<b>Amount attributable to financing activities</b>		<b>4,400,000</b>	<b>0</b>	<b>(13,173)</b>	(13,173)	0.00%	
<b>Closing funding surplus / (deficit)</b>	1(c)	<b>0</b>	<b>3,608,611</b>	<b>6,264,602</b>	2,655,991	(73.60%)	▲

## KEY INFORMATION

▲ ▼ Indicates a variance between Year to Date (YTD) Budget and YTD Actual data as per the adopted materiality threshold.

Refer to Note 12 for an explanation of the reasons for the variance.

This statement is to be read in conjunction with the accompanying Financial Statements and Notes.



**MONTHLY FINANCIAL REPORT  
FOR THE PERIOD ENDED 31 OCTOBER 2022**

**BASIS OF PREPARATION**

**BASIS OF PREPARATION**

This financial report has been prepared in accordance with the *Local Government Act 1995* and accompanying regulations.

**Local Government Act 1995 requirements**

Section 6.4(2) of the *Local Government Act 1995* read with the *Local Government (Financial Management) Regulations 1996*, prescribe that the financial report be prepared in accordance with the *Local Government Act 1995* and, to the extent that they are not inconsistent with the Act, the Australian Accounting Standards. The Australian Accounting Standards (as they apply to local governments and not-for-profit entities) and Interpretations of the Australian Accounting Standards Board were applied where no inconsistencies exist.

The *Local Government (Financial Management) Regulations 1996* specify that vested land is a right-of-use asset to be measured at cost, and is considered a zero cost concessionary lease. All right-of-use assets under zero cost concessionary leases are measured at zero cost rather than at fair value, except for vested improvements on concessionary land leases such as roads, buildings or other infrastructure which continue to be reported at fair value, as opposed to the vested land which is measured at zero cost. The measurement of vested improvements at fair value is a departure from AASB 16 which would have required the Shire to measure any vested improvements at zero cost.

Accounting policies which have been adopted in the preparation of this financial report have been consistently applied unless stated otherwise. Except for cash flow and rate setting information, the financial report has been prepared on the accrual basis and is based on historical costs, modified, where applicable, by the measurement at fair value of selected non-current assets, financial assets and liabilities.

**THE LOCAL GOVERNMENT REPORTING ENTITY**

All funds through which the Shire controls resources to carry on its functions have been included in the financial statements forming part of this financial report.

All monies held in the Trust Fund are excluded from the financial statements.

**SIGNIFICANT ACCOUNTING POLICES**

**CRITICAL ACCOUNTING ESTIMATES**

The preparation of a financial report in conformity with Australian Accounting Standards requires management to make judgements, estimates and assumptions that effect the application of policies and reported amounts of assets and liabilities, income and expenses.

The estimates and associated assumptions are based on historical experience and various other factors believed to be reasonable under the circumstances; the results of which form the basis of making the judgements about carrying values of assets and liabilities not readily apparent from other sources. Actual results may differ from these estimates.

The balances, transactions and disclosures impacted by accounting estimates are as follows:

- estimation of fair values of certain financial assets
- estimation of fair values of fixed assets shown at fair value
- impairment of financial assets

**GOODS AND SERVICES TAX**

Revenues, expenses and assets are recognised net of the amount of GST, except where the amount of GST incurred is not recoverable from the Australian Taxation Office (ATO). Receivables and payables are stated inclusive of GST receivable or payable. The net amount of GST recoverable from, or payable to, the ATO is included with receivables or payables in the statement of financial position. Cash flows are presented on a gross basis. The GST components of cash flows arising from investing or financing activities which are recoverable from, or payable to, the ATO are presented as operating cash flows.

**ROUNDING OFF FIGURES**

All figures shown in this statement are rounded to the nearest dollar.

**PREPARATION TIMING AND REVIEW**

Date prepared: All known transactions up to 08 November 2022

NOTES TO THE STATEMENT OF FINANCIAL ACTIVITY  
FOR THE PERIOD ENDED 31 OCTOBER 2022

NOTE 1  
STATEMENT OF FINANCIAL ACTIVITY INFORMATION

(a) Non-cash items excluded from operating activities

The following non-cash revenue and expenditure has been excluded from operating activities within the Statement of Financial Activity in accordance with *Financial Management Regulation 32*.

	Notes	Adopted Budget	YTD Budget (a)	YTD Actual (b)
<b>Non-cash items excluded from operating activities</b>				
		\$	\$	\$
<b>Adjustments to operating activities</b>				
Less: Profit on asset disposals	6	(24,753)	0	0
Less: Movement in liabilities associated with restricted cash		0	0	492
Add: Loss on asset disposals	6	59,968	0	0
Add: Depreciation on assets		1,834,984	611,696	663,236
<b>Total non-cash items excluded from operating activities</b>		<b>1,870,199</b>	<b>611,696</b>	<b>663,728</b>

(b) Adjustments to net current assets in the Statement of Financial Activity

The following current assets and liabilities have been excluded from the net current assets used in the Statement of Financial Activity in accordance with *Financial Management Regulation 32* to agree to the surplus/(deficit) after imposition of general rates.

		Adopted Budget Opening 30 June 2022	Last Year Closing 30 June 2022	Year to Date 31 October 2022
<b>Adjustments to net current assets</b>				
Less: Reserves - restricted cash	8	(8,797,221)	(8,797,221)	(8,810,394)
Add: Provisions employee related provisions	9	300,043	300,042	300,535
<b>Total adjustments to net current assets</b>		<b>(8,497,178)</b>	<b>(8,497,179)</b>	<b>(8,509,859)</b>

(c) Net current assets used in the Statement of Financial Activity

<b>Current assets</b>				
Cash and cash equivalents	2	11,076,288	11,076,288	15,360,055
Rates receivables	3	107,031	107,031	852,983
Receivables	3	452,190	452,190	318,722
Other current assets	4	71,829	71,829	81,554
<b>Less: Current liabilities</b>				
Payables	5	(519,291)	(560,406)	(436,324)
Contract liabilities	9	(2,191,170)	(2,069,977)	(1,085,291)
Provisions	9	(317,238)	(317,238)	(317,238)
<b>Less: Total adjustments to net current assets</b>	1(b)	<b>(8,497,178)</b>	<b>(8,497,179)</b>	<b>(8,509,859)</b>
<b>Closing funding surplus / (deficit)</b>		<b>182,461</b>	<b>262,538</b>	<b>6,264,602</b>

**CURRENT AND NON-CURRENT CLASSIFICATION**

In the determination of whether an asset or liability is current or non-current, consideration is given to the time when each asset or liability is expected to be settled. Unless otherwise stated assets or liabilities are classified as current if expected to be settled within the next 12 months, being the Council's operational cycle.

NOTES TO THE STATEMENT OF FINANCIAL ACTIVITY  
FOR THE PERIOD ENDED 31 OCTOBER 2022

OPERATING ACTIVITIES  
NOTE 2  
CASH AND FINANCIAL ASSETS

Description	Classification	Unrestricted	Restricted	Total Cash	Trust	Institution	Interest Rate	Maturity Date
		\$	\$	\$	\$			
Municipal	Cash and cash equivalents	6,548,390	0	6,548,390	0	NAB	Variable	Nil
Cash on hand	Cash and cash equivalents	1,270	0	1,270	0	Cash on hand	Nil	Nil
Reserves	Cash and cash equivalents	0	8,810,395	8,810,395	0	NAB	Variable	Nil
<b>Total</b>		<b>6,549,660</b>	<b>8,810,395</b>	<b>15,360,055</b>	<b>0</b>			
<b>Comprising</b>								
Cash and cash equivalents		6,549,660	8,810,395	15,360,055	0			
		<b>6,549,660</b>	<b>8,810,395</b>	<b>15,360,055</b>	<b>0</b>			


KEY INFORMATION

Cash and cash equivalents include cash on hand, cash at bank, deposits available on demand with banks and other short term highly liquid investments with original maturities of three months or less that are readily convertible to known amounts of cash and which are subject to an insignificant risk of changes in value. Bank overdrafts are reported as short term borrowings in current liabilities in the statement of net current assets.

The local government classifies financial assets at amortised cost if both of the following criteria are met:

- the asset is held within a business model whose objective is to collect the contractual cashflows, and
- the contractual terms give rise to cash flows that are solely payments of principal and interest.

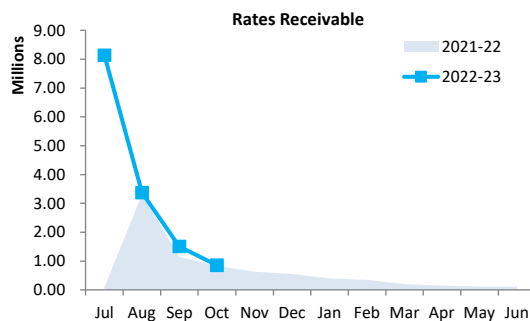
Financial assets at amortised cost held with registered financial institutions are listed in this note other financial assets at amortised cost are provided in Note 4 - Other assets.



NOTES TO THE STATEMENT OF FINANCIAL ACTIVITY  
FOR THE PERIOD ENDED 31 OCTOBER 2022

OPERATING ACTIVITIES  
NOTE 3  
RECEIVABLES

Rates receivable	30 Jun 2022	31 Oct 2022
	\$	\$
Opening rates arrears	100,035	107,031
Levied	7,005,810	7,710,959
Less - collections	(6,998,814)	(6,965,007)
Gross rates collectable	<b>107,031</b>	<b>852,983</b>
Net rates collectable	<b>107,031</b>	<b>852,983</b>
% Collected	98.5%	89.1%



Receivables - general	Credit	Current	30 Days	60 Days	90+ Days	Total
	\$	\$	\$	\$	\$	\$
Receivables - general	0	114,957	11,977	62,128	25,863	214,925
Percentage	0.0%	53.5%	5.6%	28.9%	12%	
<b>Balance per trial balance</b>						
Sundry receivable						214,925
GST receivable						103,797
<b>Total receivables general outstanding</b>						<b>318,722</b>

Amounts shown above include GST (where applicable)

KEY INFORMATION

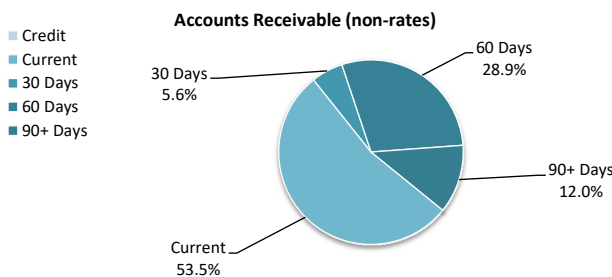
Trade and other receivables include amounts due from ratepayers for unpaid rates and service charges and other amounts due from third parties for goods sold and services performed in the ordinary course of business.

Trade receivables are recognised at original invoice amount less any allowances for uncollectable amounts (i.e. impairment). The carrying amount of net trade receivables is equivalent to fair value as it is due for settlement within 30 days.

Classification and subsequent measurement

Receivables which are generally due for settlement within 30 days except rates receivables which are expected to be collected within 12 months are classified as current assets. All other receivables such as, deferred pensioner rates receivable after the end of the reporting period are classified as non-current assets.

Trade and other receivables are held with the objective to collect the contractual cashflows and therefore the Shire measures them subsequently at amortised cost using the effective interest rate method.



NOTES TO THE STATEMENT OF FINANCIAL ACTIVITY  
FOR THE PERIOD ENDED 31 OCTOBER 2022

OPERATING ACTIVITIES  
NOTE 4  
OTHER CURRENT ASSETS

	Opening Balance 1 July 2022	Asset Increase	Asset Reduction	Closing Balance 31 October 2022
<b>Other current assets</b>	\$	\$	\$	\$
<b>Inventory</b>				
Fuel	71,829	151,175	(141,450)	81,554
<b>Total other current assets</b>	<b>71,829</b>	<b>151,175</b>	<b>(141,450)</b>	<b>81,554</b>

Amounts shown above include GST (where applicable)

KEY INFORMATION

**Inventory**

Inventories are measured at the lower of cost and net realisable value.

Net realisable value is the estimated selling price in the ordinary course of business less the estimated costs of completion and the estimated costs necessary to make the sale.

NOTES TO THE STATEMENT OF FINANCIAL ACTIVITY  
FOR THE PERIOD ENDED 31 OCTOBER 2022

OPERATING ACTIVITIES  
NOTE 5  
PAYABLES

Payables - general	Credit	Current	30 Days	60 Days	90+ Days	Total
	\$	\$	\$	\$	\$	\$
Payables - general	0	0	0	0	0	0
Percentage	0%	0%	0%	0%	0%	
<b>Balance per trial balance</b>						
Accrued salaries and wages						41,114
ATO liabilities						35,250
Other payables						341,723
Credit card						11,263
Prepaid rates						6,974
<b>Total payables general outstanding</b>						<b>436,324</b>
<b>Amounts shown above include GST (where applicable)</b>						

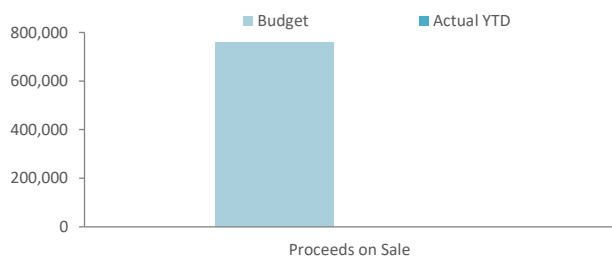
**KEY INFORMATION**

Trade and other payables represent liabilities for goods and services provided to the Shire prior to the end of the period that are unpaid and arise when the Shire becomes obliged to make future payments in respect of the purchase of these goods and services. The amounts are unsecured, are recognised as a current liability and are normally paid within 30 days of recognition. The carrying amounts of trade and other payables are considered to be the same as their fair values, due to their short-term nature.

NOTES TO THE STATEMENT OF FINANCIAL ACTIVITY  
FOR THE PERIOD ENDED 31 OCTOBER 2022

OPERATING ACTIVITIES  
NOTE 6  
DISPOSAL OF ASSETS

Asset Ref.	Asset description	Budget				YTD Actual			
		Net Book Value	Proceeds	Profit	(Loss)	Net Book Value	Proceeds	Profit	(Loss)
		\$	\$	\$	\$	\$	\$	\$	\$
	<b>Buildings</b>								
249	35 Hoover Street Leonora	144,000	150,000	6,000	0	0	0	0	0
	<b>Plant and equipment</b>								
	<b>Health</b>								
PE43	EHO vehicle	36,370	30,000	0	(6,370)	0	0	0	0
PE44	Doctor's vehicle	29,462	30,000	538	0	0	0	0	0
	<b>Transport</b>								
287	2016 Grader John Deere 670G	147,000	155,000	8,000	0	0	0	0	0
	Prime Mover (Water Cart) Iveco	96,822	70,000	0	(26,822)	0	0	0	0
656	2018 Ford Ranger Grader Utility	26,600	22,800	0	(3,800)	0	0	0	0
660	Holden Colorado space	28,700	30,000	1,300	0	0	0	0	0
PE41	Toyota Hilux cab tray top 4WD	32,804	30,000	0	(2,804)	0	0	0	0
657	Ford Ranger works crew	25,900	22,800	0	(3,100)	0	0	0	0
PE45	Toyota Hilux cab tray top 4WD	33,569	30,000	0	(3,569)	0	0	0	0
PE42	Reporting Officer's vehicle	36,033	30,000	0	(6,033)	0	0	0	0
PE46	Water Cart 3 Tonne Tipper	31,290	30,000	0	(1,290)	0	0	0	0
	<b>Economic services</b>								
PE46	Toyota Hilux dual cab 4WD	25,185	30,000	4,815	0	0	0	0	0
	<b>Other property and services</b>								
658	MWS vehicle	25,900	30,000	4,100	0	0	0	0	0
PE53	DCEO vehicle	45,954	40,000	0	(5,954)	0	0	0	0
PE47	Admin Kluger	30,226	30,000	0	(226)	0	0	0	0
		<b>795,815</b>	<b>760,600</b>	<b>24,753</b>	<b>(59,968)</b>	<b>0</b>	<b>0</b>	<b>0</b>	<b>0</b>



Please refer to the compilation report

NOTES TO THE STATEMENT OF FINANCIAL ACTIVITY  
FOR THE PERIOD ENDED 31 OCTOBER 2022

INVESTING ACTIVITIES  
NOTE 7  
CAPITAL ACQUISITIONS

Capital acquisitions	Adopted		YTD Actual	YTD Actual Variance
	Budget	YTD Budget		
	\$	\$	\$	\$
Land and Buildings	6,692,000	2,230,667	1,069,486	(1,161,181)
Plant and equipment	1,672,939	0	17,500	17,500
Infrastructure - roads	3,295,603	1,098,534	376,395	(722,139)
Infrastructure - improvements & infrastructure	2,327,413	775,804	218,662	(557,142)
<b>Payments for Capital Acquisitions</b>	<b>13,987,955</b>	<b>4,105,005</b>	<b>1,682,043</b>	<b>(2,422,962)</b>
<b>Capital Acquisitions Funded By:</b>				
	\$	\$	\$	\$
Capital grants and contributions	5,668,103	1,690,347	1,303,276	(387,071)
Other (disposals & C/Fwd)	760,600	0	0	0
Cash backed reserves				
Aged Care reserve	(2,000,000)	0	0	0
Pool reserve	(300,000)	0	0	0
Plant reserve	(900,000)	0	0	0
Building Maintenance reserve	(1,200,000)	0	0	0
Contribution - operations	11,959,252	2,414,658	378,767	(2,035,891)
<b>Capital funding total</b>	<b>13,987,955</b>	<b>4,105,005</b>	<b>1,682,043</b>	<b>(2,422,962)</b>

**SIGNIFICANT ACCOUNTING POLICIES**

Each class of fixed assets within either plant and equipment or infrastructure, is carried at cost or fair value as indicated less, where applicable, any accumulated depreciation and impairment losses.

Assets for which the fair value as at the date of acquisition is under \$5,000 are not recognised as an asset in accordance with *Financial Management Regulation 17A (5)*. These assets are expensed immediately.

Where multiple individual low value assets are purchased together as part of a larger asset or collectively forming a larger asset exceeding the threshold, the individual assets are recognised as one asset and capitalised.

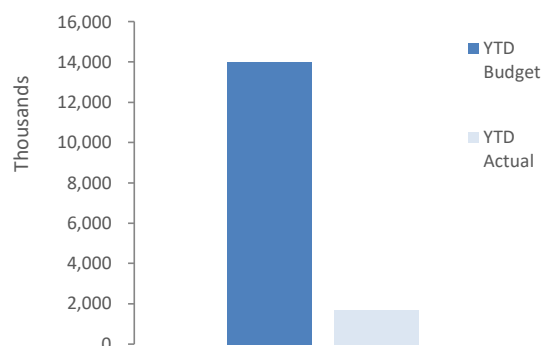
**Initial recognition and measurement for assets held at cost**

Plant and equipment including furniture and equipment is recognised at cost on acquisition in accordance with *Financial Management Regulation 17A*. Where acquired at no cost the asset is initially recognised at fair value. Assets held at cost are depreciated and assessed for impairment annually.

**Initial recognition and measurement between mandatory revaluation dates for assets held at fair value**

In relation to this initial measurement, cost is determined as the fair value of the assets given as consideration plus costs incidental to the acquisition. For assets acquired at zero cost or otherwise significantly less than fair value, cost is determined as fair value at the date of acquisition. The cost of non-current assets constructed by the Shire includes the cost of all materials used in construction, direct labour on the project and an appropriate proportion of variable and fixed overheads.

Payments for Capital Acquisitions



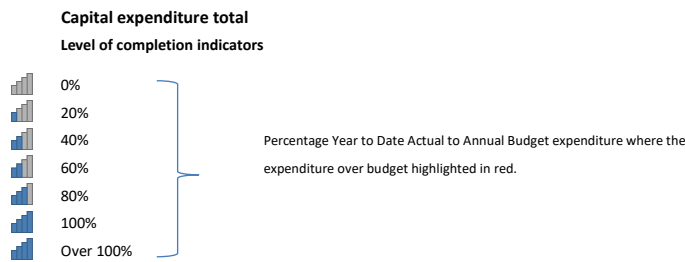
Please refer to the compilation report

SHIRE OF LEONORA | 13



NOTES TO THE STATEMENT OF FINANCIAL ACTIVITY  
FOR THE PERIOD ENDED 31 OCTOBER 2022

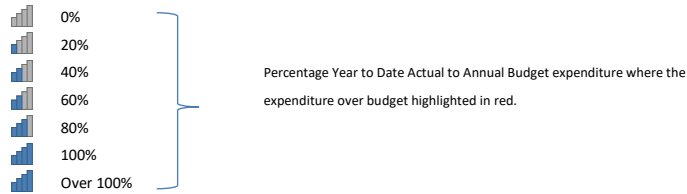
INVESTING ACTIVITIES  
NOTE 7  
CAPITAL ACQUISITIONS (CONTINUED)



Level of completion indicator, please see table at the end of this note for further detail.

		Adopted		Variance		
Account Description		Budget	YTD Budget	YTD Actual	(Under)/Over	
		\$	\$	\$	\$	
<b>Land and Buildings</b>						
█	CP2306	1 QV Bathrms/wet areas, int paint & flooring	30,000	10,000	0	(10,000)
█	CP2308	Leonora Early Learning Centre Toilets	50,000	16,667	0	(16,667)
█	CP2309	CEO's House	750,000	250,000	0	(250,000)
█	CP2310	13 FitzGerald Street Enclose Outdoor Area	60,000	20,000	0	(20,000)
█	CP2311	11A Walton Street Front Fence & Shed	25,000	8,333	0	(8,333)
█	CP2312	11B Walton Street Front Fence & Shed	25,000	8,333	0	(8,333)
█	CP2315	40A Hoover Street Kitchen, Bathroom & Shed	35,000	11,667	0	(11,667)
█	CP2316	40B Hoover Street Kitchen, Bathroom & Shed	35,000	11,667	0	(11,667)
█	CP2317	11 Queen Vic - back verandah/patio enclose	20,000	6,667	0	(6,667)
█	CP2318	26 Queen Vic - Carport	25,000	8,333	0	(8,333)
█	CP2319	51 Gwalia - Carport	25,000	8,333	0	(8,333)
█	CP2320	Cohen - Retaining Wall, fence & Shed	40,000	13,333	0	(13,333)
█	CP2313	Transportable Accommodation 3brd x 3 bthrm	190,000	63,333	62,601	(732)
█	CP2321	Aged Care Village	5,362,000	1,787,333	1,006,885	(780,448)
█	CP2368	Archival Room, Gwalia Compactus	20,000	6,667	0	(6,667)
█	<b>Total Land and Buildings</b>	<b>6,692,000</b>	<b>2,230,667</b>	<b>1,069,486</b>	<b>(1,161,181)</b>	
<b>Plant and Equipment</b>						
█	CP2303	CCTV Trailer	22,000	0	0	0
█	CP2305	Toyota Hilux Dual Cab (Health Officer)	52,000	0	0	0
█	CP2307	Doctor Vehicle Kluger 2WD Petrol Wagon	54,255	0	0	0
█	CP2326	10 x Skip Bins	35,000	0	17,500	17,500
█	CP2336	Grader John Deere 670G	495,000	0	0	0
█	CP2337	Prime Mover - water cart truck	300,000	0	0	0
█	CP2339	Grader Driver's Vehicle (Ranger)	62,000	0	0	0
█	CP2340	Toyota Hilux dual Cab 4WD (WS)	52,000	0	0	0
█	CP2341	Toyota Hilux dual Cab 4WD (P & G)	52,000	0	0	0
█	CP2342	Ranger 4WD Dual Cab Tradein \$'s reqd	62,000	0	0	0
█	CP2343	Town Water Cart	72,000	0	0	0
█	CP2345	Small Tipper 3 Tonne - Townsite	20,000	0	0	0
█	CP2346	Trailer (Tipping) - Town Crew	14,000	0	0	0
█	CP2347	Trailer Sub Pump, hydraulic	18,000	0	0	0
█	CP2362	Reporting Officer's Vehicle	69,205	0	0	0
█	CP2364	RADS Grant - Airport Framework	50,000	0	0	0
█	CP2369	Toyota Hilux dual Cab 4WD (M)	65,254	0	0	0
█	CP2370	MWS's Vehicle	73,000	0	0	0
█	CP2372	DCEO Vehicle	75,225	0	0	0
█	CP2373	Admin Spare Kluger	30,000	0	0	0
█	<b>Total Plant and Equipment</b>	<b>1,672,939</b>	<b>0</b>	<b>17,500</b>	<b>17,500</b>	

Please refer to the compilation report

NOTES TO THE STATEMENT OF FINANCIAL ACTIVITY  
FOR THE PERIOD ENDED 31 OCTOBER 2022INVESTING ACTIVITIES  
NOTE 7  
CAPITAL ACQUISITIONS (CONTINUED)Capital expenditure total  
Level of completion indicators

Level of completion indicator, please see table at the end of this note for further detail.

Account Description	Adopted		YTD Actual	Variance (Under)/Over
	Budget	YTD Budget		
	\$	\$	\$	\$
<b>Infrastructure Other</b>				
IO30003 Standpipe - Electric Monitor	0	0	8,817	8,817
CP2301 Upgrade of CCTV System (Asset No I43)	45,871	15,290	0	(15,290)
CP2302 Upgrade of CCTV System Shire Depot	30,000	10,000	3,315	(6,685)
CP2325 Town Planning Development	500,000	166,667	0	(166,667)
CP2327 Masonic Hall Perimetre Fence	10,000	3,333	0	(3,333)
CP2328 Barnes Federal Theatre Perimetre Fence	10,000	3,333	0	(3,333)
CP2329 Swimming Pool Retiling	1,048,100	349,367	0	(349,367)
CP2330 Multi-Purpose Court Upgrade plus LED Lights	124,415	41,472	0	(41,472)
CP2331 Oval Lights LED	5,000	1,667	0	(1,667)
CP2332 Small Childrens Swing Set Yungakapi Park	5,000	1,667	0	(1,667)
CP2353 Fencing - Shire Common	25,000	8,333	0	(8,333)
CP2354 Footpaths (Concrete)	110,000	36,667	0	(36,667)
CP2355 Electric Security Gates Depot (Airport Style)	25,000	8,333	0	(8,333)
CP2357 Carport Depot	34,000	11,333	0	(11,333)
CP2358 Re-line Shed Depot	34,000	11,333	0	(11,333)
CP2359 Fuel Storage Unit - Self Bunded Depot	67,000	22,333	0	(22,333)
CP2363 Airport Fencing - RADS	248,027	82,676	206,530	123,854
CP2374 Antennae Internet	6,000	2,000	0	(2,000)
<b>Total Infrastructure Other</b>	<b>2,327,413</b>	<b>775,804</b>	<b>218,662</b>	<b>(557,142)</b>
<b>Infrastructure Roads</b>				
IR30004 Glenorn Yundamindra Road	0	0	16,675	16,675
CP2349 Old Agnew SLK 21.00 to SLK 41.00 Check	900,000	300,000	359,720	59,720
CP2350 Town RAV Network R2R	1,755,603	585,201	0	(585,201)
CP2351 Agnew Lake Miranda	640,000	213,333	0	(213,333)
<b>Total Infrastructure Roads</b>	<b>3,295,603</b>	<b>1,098,534</b>	<b>376,395</b>	<b>(722,139)</b>
<b>Grand Total</b>	<b>13,987,955</b>	<b>4,105,005</b>	<b>1,682,043</b>	<b>(2,422,962)</b>

NOTES TO THE STATEMENT OF FINANCIAL ACTIVITY  
FOR THE PERIOD ENDED 31 OCTOBER 2022

OPERATING ACTIVITIES  
NOTE 8  
RESERVE ACCOUNTS

## Reserve accounts

Reserve name	Opening Balance	Budget Interest Earned	Actual Interest Earned	Budget Transfers In (+)	Actual Transfers In (+)	Budget Transfers Out (-)	Actual Transfers Out (-)	Budget Closing Balance	Actual YTD Closing Balance
	\$	\$	\$	\$	\$	\$	\$	\$	\$
<b>Restricted by Council</b>									
Long Service Leave reserve	134,623	0	221	0	0	0	0	134,623	134,844
Heritage Buildings reserve	200,041	0	328	0	0	0	0	200,041	200,369
Aged Care reserve	2,121,478	0	3,478	0	0	(2,000,000)	0	121,478	2,124,956
Pool reserve	474,036	0	777	0	0	(300,000)	0	174,036	474,813
IT reserve	15,000	0	0	0	0	0	0	15,000	15,000
Airport reserve	746,453	0	0	0	0	0	0	746,453	746,453
Plant reserve	1,115,615	0	1,829	0	0	(900,000)	0	215,615	1,117,444
Fire Disaster reserve	39,940	0	65	0	0	0	0	39,940	40,005
Annual Leave reserve	165,420	0	271	0	0	0	0	165,420	165,691
Gwalia Precinct reserve	488,875	0	801	0	0	0	0	488,875	489,676
Building Maintenance reserve	2,839,603	0	4,655	0	0	(1,200,000)	0	1,639,603	2,844,258
Waste Management reserve	456,137	0	748	0	0	0	0	456,137	456,885
	<b>8,797,221</b>	<b>0</b>	<b>13,173</b>	<b>0</b>	<b>0</b>	<b>(4,400,000)</b>	<b>0</b>	<b>4,397,221</b>	<b>8,810,394</b>

Please refer to the compilation report

SHIRE OF LEONORA | 16

NOTES TO THE STATEMENT OF FINANCIAL ACTIVITY  
FOR THE PERIOD ENDED 31 OCTOBER 2022

OPERATING ACTIVITIES  
NOTE 9  
OTHER CURRENT LIABILITIES

	Note	Opening Balance 1 July 2022	Liability transferred from/(to) non current	Liability Increase	Liability Reduction	Closing Balance 31 October 2022
		\$		\$	\$	\$
<b>Other current liabilities</b>						
<b>Other liabilities</b>						
- Contract liabilities		348,746	0	164,667	(142,468)	656,822
- Capital grant/contribution liabilities		1,721,231	0	0	(1,006,885)	428,469
<b>Total other liabilities</b>		2,069,977	0	164,667	(1,149,353)	1,085,291
<b>Employee Related Provisions</b>						
Annual leave		172,113	0	0	0	172,113
Long service leave		145,125	0	0	0	145,125
<b>Total Employee Related Provisions</b>		317,238	0	0	0	317,238
<b>Total other current liabilities</b>		<b>2,387,215</b>	<b>0</b>	<b>164,667</b>	<b>(1,149,353)</b>	<b>1,402,529</b>
Amounts shown above include GST (where applicable)						

A breakdown of contract liabilities and associated movements is provided on the following pages at Note 10 and 11

**KEY INFORMATION**

**Provisions**

Provisions are recognised when the Shire has a present legal or constructive obligation, as a result of past events, for which it is probable that an outflow of economic benefits will result and that outflow can be reliably measured.

Provisions are measured using the best estimate of the amounts required to settle the obligation at the end of the reporting period.

**Employee Related Provisions**

**Short-term employee benefits**

Provision is made for the Shire's obligations for short-term employee benefits. Short-term employee benefits are benefits (other than termination benefits) that are expected to be settled wholly before 12 months after the end of the annual reporting period in which the employees render the related service, including wages, salaries and sick leave. Short-term employee benefits are measured at the (undiscounted) amounts expected to be paid when the obligation is settled.

The Shire's obligations for short-term employee benefits such as wages, salaries and sick leave are recognised as a part of current trade and other payables in the calculation of net current assets.

**Other long-term employee benefits**

The Shire's obligations for employees' annual leave and long service leave entitlements are recognised as employee related provisions in the statement of financial position.

Long-term employee benefits are measured at the present value of the expected future payments to be made to employees. Expected future payments incorporate anticipated future wage and salary levels, durations of service and employee departures and are discounted at rates determined by reference to market yields at the end of the reporting period on government bonds that have maturity dates that approximate the terms of the obligations. Any remeasurements for changes in assumptions of obligations for other long-term employee benefits are recognised in profit or loss in the periods in which the changes occur. The Shire's obligations for long-term employee benefits are presented as non-current provisions in its statement of financial position, except where the Shire does not have an unconditional right to defer settlement for at least 12 months after the end of the reporting period, in which case the obligations are presented as current provisions.

**Contract liabilities**

An entity's obligation to transfer goods or services to a customer for which the entity has received consideration (or the amount is due) from the customer.

**Capital grant/contribution liabilities**

Grants to acquire or construct recognisable non-financial assets to identified specifications be constructed to be controlled by the Shire are recognised as a liability until such time as the Shire satisfies its obligations under the agreement.

NOTES TO THE STATEMENT OF FINANCIAL ACTIVITY  
FOR THE PERIOD ENDED 31 OCTOBER 2022NOTE 10  
OPERATING GRANTS, SUBSIDIES AND CONTRIBUTIONS

Provider	Unspent operating grant, subsidies and contributions liability					Operating grants, subsidies and contributions revenue		
	Liability	Increase in Liability	Decrease in Liability	Liability	Current Liability	Adopted Budget	YTD	YTD
	1 July 2022		(As revenue)	31 Oct 2022	31 Oct 2022	Revenue	Budget	Revenue
	\$	\$	\$	\$	\$	\$	\$	\$
<b>Operating grants and subsidies</b>								
<b>General purpose funding</b>								
Grant - Equalisation	0	0	0	0	0	338,132	84,533	43,244
Grant - Roads (Untied)	0	0	0	0	0	230,160	57,540	42,905
<b>Law, order, public safety</b>								
Operational Grant - Bush Fire	0	0	0	0	0	2,682	2,682	699
<b>Education and welfare</b>								
Grant- Sustainability Child Care	0	0	0	0	0	68,107	34,053	34,054
Childcare Grants (Misc)	0	0	0	0	0	15,500	5,172	0
Youth Support DCP Grant	0	37,697	(24,771)	12,926	12,926	75,001	25,001	25,426
Youth Program Grants	0	0	0	0	0	5,500	1,836	0
LGA Suicide Prevent Grant	35,000	0	0	35,000	35,000	35,000	11,672	0
<b>Recreation and culture</b>								
National Australia Day Grant	0	0	0	0	0	20,000	0	0
Other grants - Various	0	0	0	0	0	115,000	38,336	0
CDC Services Grant	313,746	0	(36,750)	276,996	276,996	623,395	207,803	36,750
Indue Agreement	0	68,119	(43,049)	25,070	25,070	129,137	43,049	43,049
Other Grant Funding	0	0	0	0	0	3,000	1,000	0
Nyunnga-Ku Womens Group	0	0	0	0	0	0	0	5,000
Grant CRC Services	0	58,851	(37,898)	20,953	20,953	113,690	37,898	37,898
<b>Transport</b>								
Contrib. - Street Lights	0	0	0	0	0	3,699	3,699	0
Grants - MRWA Direct	0	0	0	0	0	179,442	179,442	183,302
RADS Grant - Airport Framework	0	0	0	0	0	50,000	50,000	0
RADS Grant - Security Fencing	0	0	0	0	0	248,027	0	0
<b>Economic services</b>								
Cactus Eradication	0	0	0	0	0	50,000	16,664	0
Gwalia Historical Precinct other grant	0	0	0	0	0	120,000	40,000	0
Leonora Golden Gift Sponsorship	0	0	0	0	0	125,000	41,664	0
Leonora Golden Gift Grant	0	0	0	0	0	66,000	22,000	0
	<b>348,746</b>	<b>164,667</b>	<b>(142,468)</b>	<b>370,945</b>	<b>370,945</b>	<b>2,616,472</b>	<b>904,044</b>	<b>452,327</b>

Please refer to the compilation report

SHIRE OF LEONORA | 18

NOTES TO THE STATEMENT OF FINANCIAL ACTIVITY  
FOR THE PERIOD ENDED 31 OCTOBER 2022NOTE 11  
NON-OPERATING GRANTS, SUBSIDIES AND CONTRIBUTIONS

Provider	Capital grant/contribution liabilities					Non operating grants, subsidies and contributions revenue		
	Liability	Increase in Liability	Decrease in Liability (As revenue)	Liability	Current Liability	Adopted Budget	YTD Budget	YTD Revenue
	1 July 2022			31 Oct 2022	31 Oct 2022	Revenue	Budget	Actual
	\$	\$	\$	\$	\$	\$	\$	\$
<b>Non-operating grants and subsidies</b>								
<b>General purpose funding</b>								
Grant-Infra(COVID) Yingkapayi Playground	0	0	0	0	0	100,117	100,117	66,745
Grant-Infra(COVID) Yingkapayi Playground	0	0	0	0	0	25,042	25,042	0
Grant-Infra(COVID) Public Toilets Townsite	0	0	0	0	0	15,000	15,000	0
Grant-Infra(COVID) Malcolm Dam Facility Upgrade	0	0	0	0	0	4,000	4,000	0
<b>Housing</b>								
Ageing in Place	1,335,354	0	(1,006,885)	328,469	328,469	3,500,000	1,166,672	1,006,885
<b>Recreation and culture</b>								
ACA Grant - Indoor Cricket Net	0	0	0	0	0	1,000	1,000	0
Swimming Pool - LRCI Phase 3 Grant	285,877	0	0	285,877	285,877	880,830	0	0
Multi-Purpose Courts Tower Street	100,000	0	0	100,000	100,000	138,516	138,516	0
<b>Transport</b>								
Grant - Roads to Recovery	0	0	0	0	0	403,598	0	0
RRG Funding-Grant	0	0	0	0	0	600,000	240,000	240,000
	<b>1,721,231</b>	<b>0</b>	<b>(1,006,885)</b>	<b>714,346</b>	<b>714,346</b>	<b>5,668,103</b>	<b>1,690,347</b>	<b>1,313,630</b>

NOTES TO THE STATEMENT OF FINANCIAL ACTIVITY  
FOR THE PERIOD ENDED 31 OCTOBER 2022

NOTE 12  
EXPLANATION OF MATERIAL VARIANCES

The material variance thresholds are adopted annually by Council as an indicator of whether the actual expenditure or revenue varies from the year to date Actual materially.

The material variance adopted by Council for the 2022-23 year is \$15,000 or 8.00% whichever is the greater.

Nature or type	Var. \$	Var. %	Explanation of positive variances		Explanation of negative variances	
			Timing	Permanent	Timing	Permanent
Opening funding surplus / (deficit)	\$ 70,664	36.83%	▲			
Revenue from operating activities						
	(451,717)	(49.97%)	▼			LRCI Grant 10% Phase 1 & Phase 2 yet to be received. CDC Hub Grant funds milestone payment due 31st October 2022
	19,709	739.83%	▲	Interest rate hikes		
	(421,029)	(51.85%)	▼			Allocations
	1,389,068	54.36%	▲	Timing of works to be carried out		
	(51,540)	(8.43%)	▼			Applied Depreciation
	52,032	8.51%	▲	Profit/Loss on disposal of assets - disposals yet to take place		
	(376,717)	(22.29%)	▼			Various grant funding timing over 12 months
	2,422,962	59.02%	▲	Tenders in progress or yet to be undertaken		
	2,655,991	(73.60%)	▲	Due to variances as described above		

Please refer to the compilation report

SHIRE OF LEONORA | 20

**10.0 REPORTS****10.3 DEPUTY CHIEF EXECUTIVE OFFICER REPORTS****10.3.(B) ACCOUNTS FOR PAYMENT**

<b>SUBMISSION TO:</b>	Ordinary Council Meeting Meeting Date: 15th November 2022
<b>AGENDA REFERENCE:</b>	10.3.(B) NOV 22
<b>SUBJECT:</b>	Accounts for Payment
<b>LOCATION/ADDRESS:</b>	Nil
<b>NAME OF APPLICANT:</b>	Nil
<b>FILE REFERENCE:</b>	Nil
<b>AUTHOR, DISCLOSURE OF ANY INTEREST AND DATE OF REPORT</b>	
<b>NAME:</b>	Lee-Anne Trevenen
<b>OFFICER:</b>	Deputy Chief Executive Officer
<b>INTEREST DISCLOSURE:</b>	Nil
<b>DATE:</b>	8th November 2022
<b>SUPPORTING DOCUMENTS:</b>	1. November, 2022 Accounts for Payment <a href="#">↓</a>

**BACKGROUND**

Attached statements consist of accounts paid by Delegated Authority totalling **\$1,374,629.14** since the previous council meeting consisting of:

- (1) Direct Bank Transactions numbered from **2568** to **2602** and totalling **\$48,928.98**;
  - a. Includes Credit Card Payments of **\$11,262.58** for **October, 2022**.
- (2) Batch Payments **147, 148, 149, & 150** totalling **\$1,071,751.37**; and
- (3) Cheques numbered **25840** to **25841** and Payroll Payments from **Pay Period Ending 17/10/2022**, and **31/10/2022** totalling **\$253,948.79**.

**STATUTORY ENVIRONMENT**

*Local Government Act 1995* S6.10 & *Financial Management (1996) Regulation 12 & 13* apply to how the information is to be presented within this report for authorisation by Council.

**POLICY IMPLICATIONS**

There are no policy implications resulting from the recommendation of this report.

**FINANCIAL IMPLICATIONS**

There are no financial implications resulting from the recommendation of this report.

**STRATEGIC IMPLICATIONS**

There are no strategic implications resulting from the recommendation of this report.



**RECOMMENDATIONS**

That Council accepts the accounts for payment, as detailed:

- (1) Direct Bank Transactions numbered from **2568** to **2602** and totalling **\$48,928.98**;
  - a. *Includes Credit Card Payments of \$11,262.58 for October, 2022.*
- (2) Batch Payments **147, 148, 149, & 150** totalling **\$1,071,751.37**; and
- (3) Cheques numbered **25840** to **25841** and Payroll Payments from **Pay Period Ending 17/10/2022**, and **31/10/2022** totalling **\$253,948.79**.

**VOTING REQUIREMENT**

Simple Majority

**COUNCIL DECISION**

**Moved: Cr AM Moore**

**Secunder: Cr RA Norrie**

That Council accepts the accounts for payment, as detailed:

- (1) Direct Bank Transactions numbered from **2568** to **2602** and totalling **\$48,928.98**;
  - a. *Includes Credit Card Payments of \$11,262.58 for October, 2022.*
- (2) Batch Payments **147, 148, 149, & 150** totalling **\$1,071,751.37**; and
- (3) Cheques numbered **25840** to **25841** and Payroll Payments from **Pay Period Ending 17/10/2022**, and **31/10/2022** totalling **\$253,948.79**.

**CARRIED (7 VOTES TO 0)**



**Accounts for Payment  
Presented to Council  
15th November, 2022**

## Accounts for Payment - November, 2022 Credit Card Breakdown

Shire of Leonora					
Monthly Report – List of Credit Card Transactions Paid by Delegated Authority					
Submitted to Council on the 15th November, 2022					
The following list of accounts relate to Credit Card Transactions paid under delegation by the Chief Executive Officer, since the previous list of accounts. Payments detailed are from statements for <b>October, 2022</b> as per Direct Bank Transaction <b>2591</b> totalling <b>\$11,262.58</b> .					
CHIEF EXECUTIVE OFFICER					
Reference	Date	Name	Item	Payment by Delegated Authority	Balance
CEO 10/22 (Card 3624)	29/09/2022	St Vincent De Paul Society	Donation	1,000.00	1,000.00
	29/09/2022	Western Australia Police Force	Renewal of Fire Arm Licence for display guns at Museum	147.00	1,147.00
	05/10/2022	Bizness Apps	Monthly subscription to hosting service for Geocaching App - October, 2022	153.54	1,300.54
	06/10/2022	Crown Towers Perth	Accommodation for P Craig	4,058.96	5,359.50
	06/10/2022	Crown Towers Perth	Accommodation for R Norrie	1,489.00	6,848.50
	10/10/2022	Landgate	Document Lease N622312	28.20	6,876.70
	13/10/2022	Nespresso Australia	Coffee for Staff	237.00	7,113.70
	17/10/2022	Foxtel	Fees and Charges for 229 Hoover Street	216.95	7,330.65
	18/10/2022	Coles Express Leonora	Fuel for P1	264.67	7,595.32
	20/10/2022	Mad Wax Car Wash	Carwash for P1	30.00	7,625.32
28/10/2022	National Australia Bank	Bank Fees	9.00	7,634.32	
<b>Total CEO Card October, 2022</b>				<b>\$7,634.32</b>	
DCEO 10/22 (Card 4580)	30/09/2022	Reece Australia Pty Ltd	Retic Supplies for 13 Fitzgerald Dr	132.63	132.63
	03/10/2022	Booking.com	Accommodation for Staff Training Cancelled	-580.80	-448.17
	06/10/2022	Booking.com	Accommodation for Staff Training	618.00	169.83
	06/10/2022	Booking.com	Accommodation for Staff Training	586.00	755.83
	10/10/2022	Butson Group Pty Ltd	Lunch for Staff Training	60.00	815.83
	12/10/2022	Booking.com	Accommodation for Staff Training Cancelled	-618.00	197.83
	12/10/2022	Booking.com	Accommodation for Staff Training Cancelled	-586.00	-388.17
	21/10/2022	IRIS Consulting Group Pty Ltd	Staff Training	190.00	-198.17
	21/10/2022	IRIS Consulting Group Pty Ltd	Staff Training	190.00	-8.17
28/10/2022	National Australia Bank	Bank Charges	9.00	0.83	
<b>Total DCEO Card October, 2022</b>				<b>\$0.83</b>	
MWS 10/22 (Card 7960)	30/09/2022	EG Fuelco (Australia) Limited	Fuel for P6	190.01	190.01
	03/10/2022	Refuel Cafe Mt Magnet	Fuel for P6	158.17	348.18
	03/10/2022	Liberty Northampton	Fuel for P6	153.64	501.82
	14/10/2022	Leinster Tavern	Meals and Refreshments for Staff Meeting (Leinster)	125.00	626.82
	21/10/2022	Goldfield Little Loads and Gardens	Trees for Street Tree Project	2,987.00	3,613.82
	28/10/2022	National Australia Bank	Bank Fees	9.00	3,622.82
<b>Total MWS Card October, 2022</b>				<b>\$3,622.82</b>	
Other Fees / Payments 10/22	05/10/2022	National Australia Bank	International Transaction Fee - Geocaching App October, 2022	4.61	4.61
	<b>Total Other Fees/Payments October, 2022</b>				<b>\$4.61</b>
2591	02/11/2022	National Australia Bank	Credit Card Payments - October, 2022	\$11,262.58	

### Accounts for Payment - November, 2022 Direct Bank Transactions

Shire of Leonora					
Monthly Report – List of Direct Bank Transactions Paid by Delegated Authority					
Submitted to Council on the 15th November, 2022					
The following list of accounts relate to Direct Bank Transactions paid under delegation by the Chief Executive Officer, since the previous list of accounts. Transactions are numbered from 2568 to 2602 and totalling \$48,928.98					
CHIEF EXECUTIVE OFFICER					
Transaction	Date	Name	Item	Payment by Delegated Authority	Balance
2568	24/10/2022	Australian Super	Superannuation PPE: 17/10/2022	2,855.98	2,855.98
2569	24/10/2022	Aware Super	Superannuation PPE: 17/10/2022	10,070.46	12,926.44
2570	24/10/2022	Christian Super	Superannuation PPE: 17/10/2022	73.50	12,999.94
2571	24/10/2022	CBUS	Superannuation PPE: 17/10/2022	552.94	13,552.88
2572	24/10/2022	HESTA	Superannuation PPE: 17/10/2022	288.05	13,840.93
2573	24/10/2022	Host Plus	Superannuation PPE: 17/10/2022	877.20	14,718.13
2574	24/10/2022	ING Superannuation	Superannuation PPE: 17/10/2022	246.66	14,964.79
2575	24/10/2022	MTAA Superannuation Fund	Superannuation PPE: 17/10/2022	392.42	15,357.21
2576	24/10/2022	Rest Superannuation	Superannuation PPE: 17/10/2022	354.91	15,712.12
2577	24/10/2022	TWU Superannuation Fund	Superannuation PPE: 17/10/2022	584.22	16,296.34
2578	24/10/2022	Wealth Personal Super	Superannuation PPE: 17/10/2022	169.02	16,465.36
2579	31/10/2022	National Australia Bank	Muni Account Fees October, 2022	60.50	16,525.86
2580	17/10/2022	3E Advantage	Fees and Charges for Printers October, 2022	5,011.31	21,537.17
2581	04/10/2022	Westnet	Monthly Hosting of CRC E-mail Address September, 2022	11.00	21,548.17
2582	01/11/2022	Westnet	Monthly Hosting of CRC E-mail Address October, 2022	11.00	21,559.17
2583	01/11/2022	National Australia Bank	EFTPOS Merchant Fee - October, 2022- Rec Centre - 7379314	20.00	21,579.17
2584	01/11/2022	National Australia Bank	EFTPOS Merchant Fee - October, 2022- Childcare - 7381278	20.00	21,599.17
2585	01/11/2022	National Australia Bank	EFTPOS Merchant Fee - October, 2022- Info Centre - 7374463	21.28	21,620.45
2586	01/11/2022	National Australia Bank	EFTPOS Merchant Fee - October, 2022- CRC - 7380395	21.36	21,641.81
2587	01/11/2022	Click Super	Transaction & Facility Fee - Click Super - October, 2022	28.49	21,670.30
2588	01/11/2022	National Australia Bank	EFTPOS Merchant Fee - October, 2022- Airport - 7374471	35.12	21,705.42
2589	01/11/2022	National Australia Bank	EFTPOS Merchant Fee - October, 2022- Events - 7374513	58.88	21,764.30
2590	01/11/2022	National Australia Bank	EFTPOS Merchant Fee - October, 2022- Shire & Museum - 7381393	506.34	22,270.64
2591	02/11/2022	National Australia Bank	Shire Credit Cards for October, 2022	11,262.58	33,533.22
2592	07/11/2022	Australian Super	Superannuation PPE: 31/10/2022	2,474.74	36,007.96
2593	07/11/2022	Aware Super	Superannuation PPE: 31/10/2022	9,504.55	45,512.51
2594	07/11/2022	Christian Super	Superannuation PPE: 31/10/2022	73.50	45,586.01
2595	07/11/2022	CBUS	Superannuation PPE: 31/10/2022	543.79	46,129.80
2596	07/11/2022	HESTA	Superannuation PPE: 31/10/2022	288.05	46,417.85
2597	07/11/2022	Host Plus	Superannuation PPE: 31/10/2022	804.46	47,222.31

### Accounts for Payment - November, 2022 Direct Bank Transactions

Transaction	Date	Name	Item	Payment by Delegated Authority	Balance
2598	07/11/2022	ING Superannuation	Superannuation PPE: 31/10/2022	232.05	47,454.36
2599	07/11/2022	MTAA Superannuation Fund	Superannuation PPE: 31/10/2022	454.95	47,909.31
2600	07/11/2022	Rest Superannuation	Superannuation PPE: 31/10/2022	360.88	48,270.19
2601	07/11/2022	TWU Superannuation Fund	Superannuation PPE: 31/10/2022	512.40	48,782.59
2602	07/11/2022	Wealth Personal Super	Superannuation PPE: 31/10/2022	146.39	48,928.98
<b>GRAND TOTAL</b>				<b>\$48,928.98</b>	

## Accounts for Payment - November, 2022 Batch Payments 147 - 150

Shire of Leonora					
Monthly Report – List of Accounts Paid by Delegated Authority					
Submitted to Council on the 15th November, 2022					
<p><b>Batch Payments 147, 148, 149 &amp; 150</b>, totalling <b>\$1,071,751.37</b> have been paid by delegated authority by the Chief Executive Officer and has been checked and are fully supported by remittances and duly certified invoices with checks being carried out as to prices, computations and costing. Bank Details are reconciled against those invoices by two officers.</p>					
<p>_____</p> <p><b>CHIEF EXECUTIVE OFFICER</b></p>					
Batch Ref	Date	Name	Item	Payment by delegated Authority	Balance
BP 147.01	14/10/2022	AFGRI Equipment Australia Pty Ltd	Parts and Filters for All Graders	5,814.51	5,814.51
BP 147.02	14/10/2022	ASM ECLIPSE PTY LTD	Cups for Resale at Gwalia	1,602.81	7,417.32
BP 147.03	14/10/2022	Association for Christian Education	Leonora Bush Mission Funding 2022	2,750.00	10,167.32
BP 147.04	14/10/2022	Avdata Australia	Leonora Water Managment System Fee	39.60	10,206.92
BP 147.05	14/10/2022	Bitz Batteries	Supply 1 N70 battery for P03	222.31	10,429.23
BP 147.06	14/10/2022	Central Hotel	Light Lunch for Northern Goldfields Working Group	200.00	10,629.23
BP 147.07	14/10/2022	Coastline Mowers	New Exhaust and PTO Seal for Depot	688.30	11,317.53
BP 147.08	14/10/2022	Dave Hadden	Reimbursement for D Hadden Fuel	916.65	12,234.18
BP 147.09	14/10/2022	Department of Fire and Emergency Services	2022/23 ESL Part 6a	4,649.27	16,883.45
BP 147.10	14/10/2022	E. Fire and Safety	6 Monthly fire equipment service in all shire buildings and facilities	2,027.30	18,910.75
BP 147.11	14/10/2022	Eagle Petroleum (WA) Pty Ltd	Supply approx. 30,000L of diesel delivered to Leonora Shire Depot	51,727.50	70,638.25
BP 147.12	14/10/2022	Everett Butchers	BBQ Meats (incl. Vegetarian Option) for community barbeque - Mental Health Week	546.70	71,184.95
BP 147.13	14/10/2022	Goldfields Auto Spares	Rubber Grease and Bearing Buddies	121.79	71,306.74
BP 147.14	14/10/2022	GTN Services	Service for P271	367.50	71,674.24
BP 147.15	14/10/2022	Horizon Power	Power Usage - Street Lights 01/09/2022 - 30/09/2022	6,125.63	77,799.87
BP 147.16	14/10/2022	Indigenous Business Australia	Refund 7199 rates \$844.38 ESL \$93.00	937.38	78,737.25
BP 147.17	14/10/2022	Information Services and Technology Pty L	Mosaic Training for K Scott and K Barns	660.00	79,397.25
BP 147.18	14/10/2022	Kleenheat Gas	Gas Bottle for 29 Hoover Street	139.11	79,536.36
BP 147.19	14/10/2022	Lee-Anne Trevenen	Reimbursement for items purchased for Hoover House Cafe 1260 Fitzgerald Street	327.80	79,864.16
BP 147.20	14/10/2022	Leinster Smash Repairs	Carry Out Repairs and Works for P11521	2,263.94	82,128.10
BP 147.21	14/10/2022	Leonora Post Office	Postage and Supplies for September 2022	218.48	82,346.58
BP 147.22	14/10/2022	Leonora Racing Club Inc	Leonora Community Grant - Shade Sails and padded covers	5,500.00	87,846.58

## Accounts for Payment - November, 2022 Batch Payments 147 - 150

Batch Ref	Date	Name	Item	Payment by delegated Authority	Balance
BP 147.23	14/10/2022	LGISWA	Scheme Protection - 2022/23 Financial Year	149,781.50	237,628.08
BP 147.24	14/10/2022	Luck Thai Cleaning	Cleaning of Shire Facilities & Department of Communities Office 26/09/2022 - 09/10/2022	7,004.25	244,632.33
BP 147.25	14/10/2022	Magnum Road Maintenance MRM	Roadworks as directed by the Works Manager	4,356.00	248,988.33
BP 147.26	14/10/2022	Marketforce	Advertising Works and Services Manager West Australian	3,102.51	252,090.84
BP 147.27	14/10/2022	Mcleods Barristers and Solicitors	Legal advice unfit for human habitation orders Aboriginal Housing Katampul Aboriginal Corporation	1,107.30	253,198.14
BP 147.28	14/10/2022	McMahon Burnett Transport	Freight fees and charges for corsigns	346.57	253,544.71
BP 147.29	14/10/2022	Moore Australia	Review and Lodge BAS, Policy Review & Statement of Financial Activity for August, 2022 ans compilation of Annual Financial Statements for 21/22FY	26,779.50	280,324.21
BP 147.30	14/10/2022	Multiple Trades and Maintenance	Plumbing repairs at the Leonora Recreation Centre	469.92	280,794.13
BP 147.31	14/10/2022	Netlogic Information Technology	Server and PC Monitoring, and Resolution of Minor Technical Issues and Server and PC Monitoring, and Resolution of Minor Technical Issues for AD Syn issue on Azure AD	254.00	281,048.13
BP 147.32	14/10/2022	Northern Goldfields Electrical Pty Ltd	Find Fault with Hot Water System at Recreation Centre	132.00	281,180.13
BP 147.33	14/10/2022	Penns Cartage Contractors	Freight to Shire Depot as needed	778.64	281,958.77
BP 147.34	14/10/2022	Peter Craig.	President's Allowance, 2022/23 Financial Year	30,750.00	312,708.77
BP 147.35	14/10/2022	Pier Street Medical	Medical Services professional fee and administration support payment for period October - December, 2022	73,738.68	386,447.45
BP 147.36	14/10/2022	Prosegur Australia Pty Ltd	Monthly ATM Rental Fee September 2022	2,984.34	389,431.79
BP 147.37	14/10/2022	Robbie McCleery	Reimbursement for mental health week activities	761.37	390,193.16
BP 147.38	14/10/2022	Robert Glenn Bone	Consulting service required to implement gross rental valuation on the newly constructed mining camp	918.00	391,111.16
BP 147.39	14/10/2022	Ross Norrie	Deputy President's allowance, 2022/23 Financial Year	7,500.00	398,611.16
BP 147.40	14/10/2022	Steven Tweedie	Fees for Consultancy services regarding CEO Selection Panel/Committee & related documentation	3,300.00	401,911.16

## Accounts for Payment - November, 2022 Batch Payments 147 - 150

Batch Ref	Date	Name	Item	Payment by delegated Authority	Balance
BP 147.41	14/10/2022	Sunny Industrial Brushware	8 Side Brooms for P2480	1,464.32	403,375.48
BP 147.42	14/10/2022	Telstra	Telstra fees and charges for September	2,642.92	406,018.40
BP 147.43	14/10/2022	Toll Transport Pty Ltd	Freight charges for coastline and sunny industry deliveries	161.17	406,179.57
BP 147.44	14/10/2022	Vanguard Press	Freight and Handling of Northern Goldfields Tourism Maps and Brochures	452.27	406,631.84
BP 147.45	14/10/2022	Water Corporation	Fees and charges for various Shire properties	16,589.49	423,221.33
BP 147.46	14/10/2022	Western Australian Museum	27 X 110 Degrees in the Waterbag Books for Resale at Gwalia plus shipping	709.30	423,930.63
BP 147.47	14/10/2022	Win Nine Life Channel	12 months advertising on tv WIN channel 9 Go! Gem and Life Gwalia	104.50	424,035.13
BP 147.48	14/10/2022	Win Television WA	Advertising on All Win Network Channels for Gwalia	558.80	424,593.93
<b>Total - Batch Payment 147</b>				<b>424,593.93</b>	
BP 148.01	24/10/2022	Advance Press	1500 X The Leonora Loop Trails Brochure Plus Shipping	814.00	814.00
BP 148.02	24/10/2022	Air Liquide W.A. Ltd	Container Rental Fee for Doctor	25.22	839.22
BP 148.03	24/10/2022	Bunnings Building Supplies Pty Ltd	Supply 1 Airless spray gun and Hardware and Parts for Lot 294 Queen Victoria St	740.11	1,579.33
BP 148.04	24/10/2022	Canine Control	Ranger Service for 12-14 October	4,215.20	5,794.53
BP 148.05	24/10/2022	Child Australia	Professional Development - Online Self Paced for Childcare Staff	802.80	6,597.33
BP 148.06	24/10/2022	Chris Trevenen	Reimbursement Hoover House Consumables	97.61	6,694.94
BP 148.07	24/10/2022	Circle H Contracting Pty Ltd	Plant Hire - work on Old Agnew Road - 14-27th September, 2022	109,516.00	116,210.94
BP 148.08	24/10/2022	Coolgardie Tyre Service	Supply 1 front tyre for backhoe patches and glue	1,042.36	117,253.30
BP 148.09	24/10/2022	Donovan Payne Architects	Leonora Ageing in Place project service fees and charges	15,999.50	133,252.80
BP 148.10	24/10/2022	Dunning's	Supply 6 Drums of jet A1 including the purchase of the drums	4,085.64	137,338.44
BP 148.11	24/10/2022	E. Fire and Safety	Attend site and carry out 6 monthly servicing of Fire Equipment 18.08.2022	422.40	137,760.84
BP 148.12	24/10/2022	Elite Gym Hire	Gym Equipment Hire for the Month of November	1,499.74	139,260.58
BP 148.13	24/10/2022	European Foods	30x Braziliano 1kgs for Hoover House	750.00	140,010.58
BP 148.14	24/10/2022	Goldfields Locksmiths	Supply 2x GMK Keys and 4x 3.1 Padlocks for the Leonora Aerodrome	43.20	140,053.78
BP 148.15	24/10/2022	Grillex Pty Ltd	BBQ for Sports Complex Facility/Oval and Freight	13,611.40	153,665.18



## Accounts for Payment - November, 2022 Batch Payments 147 - 150

Batch Ref	Date	Name	Item	Payment by delegated Authority	Balance
BP 148.16	24/10/2022	GTN Services	Supply, fit and balance 2 new tyres to P4	586.70	154,251.88
BP 148.17	24/10/2022	Heatley's Sales Pty Ltd	Roll Toilet Jumbo 1ply, 4 Cartons of toilet paper and Supply twin pack of coffee	539.81	154,791.69
BP 148.18	24/10/2022	Hersey's Safety Pty Ltd	Uniforms and Boots for Works staff	1,204.40	155,996.09
BP 148.19	24/10/2022	Horizon Power	Power Charges 17/08/2022 - 18/10/2022	450.51	156,446.60
BP 148.20	24/10/2022	Kalgoorlie Feed Barn Pty Ltd	Dog Electric boundary collar for Nigel the Yard Dog	169.00	156,615.60
BP 148.21	24/10/2022	Kalgoorlie Mitre10	4 burner flat plate BBQ and accessories	633.11	157,248.71
BP 148.22	24/10/2022	Kalgoorlie Paint Centre	Various Paint for Depot Maintenance	1,085.26	158,333.97
BP 148.23	24/10/2022	Kleenheat Gas	Cylinder Service Fee for 11A Walton Street, 11B Walton Street and 40B Hoover Street	223.31	158,557.28
BP 148.24	24/10/2022	Landgate	Valuation Expenses - Landgate Minning Tenements	219.80	158,777.08
BP 148.25	24/10/2022	Magnum Road Maintenance - MRM	Supply Grader Operator for Maintenance Grading on Various Shire Roads	2,904.00	161,681.08
BP 148.26	24/10/2022	Marketforce	Advertise Meeting Change Time	237.78	161,918.86
BP 148.27	24/10/2022	McMahon Burnett Transport	Freight from Corsigns Perth to Leonora for depot	1,063.78	162,982.64
BP 148.28	24/10/2022	Modern Teaching Aids Pty Ltd	Toys for Childcare Centre	5,015.47	167,998.11
BP 148.29	24/10/2022	Netlogic Information Technology	Monthly PC monitoring and Service Fees for Minor queries	412.50	168,410.61
BP 148.30	24/10/2022	Office National Kalgoorlie	Travel charges for Shire photocopier maintenance	385.00	168,795.61
BP 148.31	24/10/2022	Outback Parks&Lodges	1 Nights accomodation for P Donnelly and Ranger Service Accomodation	1,133.00	169,928.61
BP 148.32	24/10/2022	Penns Cartage Contractors	Freight for Depot and Airport as required	802.17	170,730.78
BP 148.33	24/10/2022	PFD Food Services Pty Ltd	Catering and Consumables for Hoover House	2,207.15	172,937.93
BP 148.34	24/10/2022	Talis	Road Valuations and Updates on RAMM	1,100.00	174,037.93
BP 148.35	24/10/2022	TAPS Industries Pty Ltd	Replace basin set at 40A Hoover Street, Repair pipework and replace sink taps with new mixer and Unblock Public Toilet Block	807.15	174,845.08
BP 148.36	24/10/2022	Telstra	Service Charge for Satellite Phone	90.00	174,935.08
BP 148.37	24/10/2022	Tennant Australia	Supply 2x oil,air and fuel filters for P2480	195.27	175,130.35
BP 148.38	24/10/2022	The Perth Mint	Gold Plated medallions for resale at museum	1,640.00	176,770.35
BP 148.39	24/10/2022	The Runner's Tribe	Photo Framing for sponsors	2,066.97	178,837.32

## Accounts for Payment - November, 2022 Batch Payments 147 - 150

Batch Ref	Date	Name	Item	Payment by delegated Authority	Balance
BP 148.40	24/10/2022	Threat Protect	Security Monitoring for Shire Facilities	1,055.06	179,892.38
BP 148.41	24/10/2022	Tutt Bryant Equipment - WA	Parts for P2333	101.40	179,993.78
BP 148.42	24/10/2022	Water Corporation	Water Charges 18/07/2022 - 19/09/2022 - Youth Centre	202.75	180,196.53
BP 148.43	24/10/2022	Western Australian Local Government Ass.	Registration for Cr P Craig & R Norrie to attend the 2022 WA Local Government Contention and Trade Exhibition	2,715.00	182,911.53
BP 148.44	24/10/2022	Xstra Group Pty Ltd	PABX Hosting Provision and Support per Extension and Rental Service for September	508.43	183,419.96
<b>Total - Batch Payment 148</b>				<b>183,419.96</b>	
BP 149.01	31/10/2022	Aaxxa	Supply 6 x 7m3 Marrel skip bins	19,250.00	19,250.00
BP 149.02	31/10/2022	Australia's Golden Outback	Annual Contribution towards the Goldfields Tourism Development Manager Initiative	35,545.40	54,795.40
BP 149.03	31/10/2022	AYA Group Pty Ltd	Consumables for Office, Library and CRC	1,713.54	56,508.94
BP 149.04	31/10/2022	Bidfood Kalgoorlie	Consumables for Hoover House	301.09	56,810.03
BP 149.05	31/10/2022	Building and Energy	Building Services Levy	37,927.38	94,737.41
BP 149.06	31/10/2022	Calimo Pty Ltd	Refund rates paid twice in error	9,798.17	104,535.58
BP 149.07	31/10/2022	Construction Training Fund-	BCITF Levy	19,991.75	124,527.33
BP 149.08	31/10/2022	Debbie Jordan	Reimbursement for Childcare Activities	331.32	124,858.65
BP 149.09	31/10/2022	Eagle Petroleum (WA) Pty Ltd	Fuel Cards for September	720.46	125,579.11
BP 149.10	31/10/2022	Goldfields Locksmiths	Padlock 3.1 for Airport	422.04	126,001.15
BP 149.11	31/10/2022	Horizon Power	Power Usage - Shire Facilities	20,654.84	146,655.99
BP 149.12	31/10/2022	IBR Electrical and Securiry	Supply and Install CCTV at Leonora Shire Works Depot	3,646.50	150,302.49
BP 149.13	31/10/2022	Leonora Motor Inn	Accommodation and Meals Ms G Dewar	270.00	150,572.49
BP 149.14	31/10/2022	Longreach Construction	Provide 1x 14.4m x 3.3m 3 bedroom 3 bathroom transportable building	68,861.10	219,433.59
BP 149.15	31/10/2022	Luck Thai Cleaning	Cleaning of Shire Facilities & Department of Communities Office 10/10/2022 - 23/10/2022	7,375.50	226,809.09
BP 149.16	31/10/2022	Magnum Road Maintenance - MRM	Supply Grader Operator for Maintenance Grading on Various Shire Roads	5,082.00	231,891.09
BP 149.17	31/10/2022	Multiple Trades and Maintenance	Unblock Septic Drain at Lot 250 Queen Victoria Street and Repair	787.05	232,678.14
BP 149.18	31/10/2022	Nim Zangmo.	Reimbursement for First Aid Course	69.00	232,747.14
BP 149.19	31/10/2022	OWNA Corp Pty Ltd	Accounts system for childcare centre	60.00	232,807.14
BP 149.20	31/10/2022	PFD Food Services Pty Ltd	Consumables for Hoover House	438.30	233,245.44

## Accounts for Payment - November, 2022 Batch Payments 147 - 150

Batch Ref	Date	Name	Item	Payment by delegated Authority	Balance
BP 149.21	31/10/2022	Puipuilupe Tavake.	Reimbursement for Shooting Stars Activities	97.05	233,342.49
BP 149.22	31/10/2022	Receptive Security	Security System Equipment and Alarm System Alterations and Additions for Childcare Centre	2,420.00	235,762.49
BP 149.23	31/10/2022	Telstra	Phone/Internet Services for Shire properties	2,601.17	238,363.66
<b>Total - Batch Payment 149</b>				<b>238,363.66</b>	
BP 150.01	04/11/2022	123 Drive With Me	CDC Services Grant Driving Lessons Menzies and Leonora CDC Hub	6,407.50	6,407.50
BP 150.02	04/11/2022	AFGRI Equipment Australia Pty Ltd	Parts and Repairs and Cutting Edges for Depot	2,424.79	8,832.29
BP 150.03	04/11/2022	Arlene Collings-	10x Set of 10 printed cards	217.00	9,049.29
BP 150.04	04/11/2022	Avdata Australia	Miscellaneous Charges - Standpipe Billing (Avdata) October, 2022	19.80	9,069.09
BP 150.05	04/11/2022	Baileys Fertilisers (AKC Pty Ltd)	Terra Start and Soil Improver for street tree project	827.20	9,896.29
BP 150.06	04/11/2022	Bellevue Gold Limited.	Contribution to cost of catering back to country camp Sir Samuel October 2022	4,180.00	14,076.29
BP 150.07	04/11/2022	BOC Limited	Monthly Container Service for Medical Centre and Depot	132.21	14,208.50
BP 150.08	04/11/2022	City Of Kalgoorlie/Boulder	Cashless Welfare Program (Indue) Income Quarterly Contribution to Regional Hub Coordinator position	20,521.13	34,729.63
BP 150.09	04/11/2022	Dynamic Gift International Pty Ltd	Merchandise for Resale at Gwalia	10,697.50	45,427.13
BP 150.10	04/11/2022	Eagle Petroleum (WA) Pty Ltd	Fuel Card for Shire vehicles October, 2022	146.12	45,573.25
BP 150.11	04/11/2022	Hersey's Safety Pty Ltd	Shire of Leonora uniform order for P Warner	415.80	45,989.05
BP 150.12	04/11/2022	Horizon Power	Power Usage Charges - 28/09/22 - 26/10/22	723.85	46,712.90
BP 150.13	04/11/2022	In A Box Holdings Pty Ltd	Domain Registration for Leonora Golden Gift Website (24 Month Service 18/01/2023-17/01/2025)	56.00	46,768.90
BP 150.14	04/11/2022	Landgate	Mining Tenements Chargable Schedule No. M2022/10	348.50	47,117.40
BP 150.15	04/11/2022	Leonora Motor Inn	Accommodation for Peter Craig Friday 28th October 2022	135.00	47,252.40
BP 150.16	04/11/2022	Leonora Post Office	Postage and Supplies for Main Office, Information Centre, Gwalia and 12x \$50 Gift Vouchers for Mental Health Week	1,040.29	48,292.69
BP 150.17	04/11/2022	Magnum Road Maintenance - MRM	Supply Grader Operator for Maintenance Grading on Nambi Road 23/10/22 - 29/10/22	5,082.00	53,374.69
BP 150.18	04/11/2022	McMahon Burnett Transport	Freight for Depot and Gwalia	477.29	53,851.98
BP 150.19	04/11/2022	Moore Australia	Accounting Services for October, 2022	4,125.00	57,976.98

## Accounts for Payment - November, 2022 Batch Payments 147 - 150

Batch Ref	Date	Name	Item	Payment by delegated Authority	Balance
BP 150.20	04/11/2022	Netlogic Information Technology	Server and PC Monitoring, and Resolution of Minor Technical Issues for October, 2022	629.00	58,605.98
BP 150.21	04/11/2022	Northern Goldfields Electrical Pty Ltd	External light switch for the lights to the rear verandahs at Hoover House	220.00	58,825.98
BP 150.22	04/11/2022	Office National Kalgoorlie	Stationery for CRC, Pool and Main Office	381.33	59,207.31
BP 150.23	04/11/2022	Outback Parks&Lodges	Accommodation for persons completing Airport Fence Project as required	2,926.00	62,133.31
BP 150.24	04/11/2022	PFD Food Services Pty Ltd	Consumables for Hoover House	523.80	62,657.11
BP 150.25	04/11/2022	Prosegur Australia Pty Ltd	ATM Fees and Charges for October, 2022	3,021.83	65,678.94
BP 150.26	04/11/2022	RF Young	Purchase of Toyota Landcruiser Ute with attachments	99,000.00	164,678.94
BP 150.27	04/11/2022	Silent Disco Party Hire	Leinster Sport and Community Recreation - Community Grant purchases	4,090.00	168,768.94
BP 150.28	04/11/2022	Steven Tweedie	Consultancy service to draft invitations re: response to CEO recruitment	550.00	169,318.94
BP 150.29	04/11/2022	Taylor Burrell Barnett	To provide professional services to assist with the residential development of Lot 31 Fitzgerald drive including discussions/negotiations with the Watarru Aboriginal Corporation in regards an Indigenous Land Use Agreement	3,856.60	173,175.54
BP 150.30	04/11/2022	The Runner's Tribe	50% Payment - Service for 2023 Golden Gift - Events and Fields Management and Event Marketing	43,352.10	216,527.64
BP 150.31	04/11/2022	Toll Transport Pty Ltd	Freight for Depot	225.23	216,752.87
BP 150.32	04/11/2022	Win - Nine Life Channel	Advertising on All Win Network Channels for Gwalia	126.50	216,879.37
BP 150.33	04/11/2022	Win Television WA	Advertising on All Win Network Channels for Gwalia	709.50	217,588.87
BP 150.34	04/11/2022	Woodbine Park Pty Ltd	Resurvey of LOT 503 on Deposited Plan 420900 Gwalia Street Leonora and Resurvey of LOT 502 on Deposited Plan 417100 Tower Street Leonora	5,907.00	223,495.87
BP 150.35	04/11/2022	Wurth Australia Pty Ltd	Parts and Consumables for Depot	1,877.95	81,275.20
<b>Total - Batch Payment 150</b>				<b>225,373.82</b>	
<b>GRAND TOTAL</b>				<b>1,071,751.37</b>	

### Accounts for Payment - November, 2022 Cheques & Payroll Liabilities

Shire of Leonora					
Monthly Report – List of Accounts Paid by Delegated Authority					
Submitted to Council on the 15th November, 2022					
The following list of accounts has been paid under delegation by the Chief Executive Officer, since the previous list of accounts. Transactions contain Cheques numbered <b>25840</b> to <b>25841</b> and Payroll Liability payments since the previous list of accounts paid by Delegated Authority totalling <b>\$253,948.79</b>					
<b>CHIEF EXECUTIVE OFFICER</b>					
Cheque	Date	Name	Item	Payment by Delegated Authority	Balance
25840	24/10/2022	ATO	September 2022 BAS	50,008.00	50,008.00
25841	31/10/2022	Department Of Transport	Transfer Fees for 2022 CSTMAC BOXTOP Plate Number 1TXP733	19.40	50,027.40
PL01112022	04/11/2022	Shire of Leonora	Payroll deductions PPE: 31/10/2022	1,811.01	51,838.41
PL18102022	21/10/2022	Shire of Leonora	Payroll deductions PPE: 17/10/2022	1,811.01	53,649.42
PPE17102022	18/10/2022	Shire of Leonora	Salaries & Wages PPE: 17/10/2022	98,658.43	152,307.85
PPE31102022	01/11/2022	Shire of Leonora	Salaries & Wages PPE: 31/10/2022	101,640.94	253,948.79
<b>GRAND TOTAL</b>				<b>253,948.79</b>	

*The Chairperson, Cr PJ Craig adjourned the meeting at 9:57am*

*The meeting resumed at 11:00am with all those previously listed in the record of attendance present, as well as Mr Rory Yates and Mr Paul Mugumbwa of the Stephen Michael Foundation.*

Chairperson, Cr PJ Craig welcomed Mr Yates and Mr Mugumbwa to the meeting, and invited them to address the council.

Mr Yates and Mr Mugumbwa spoke to Council in regard youth activities within the Leonora Community.

Chairperson, Shire President Cr PJ Craig thanked Mr Yates and Mr Mugumbwa for their presentation and invited questions from Council.

*Mr Yates and Mr Mugumbwa left the meeting at 11:35am.*

**10.0 REPORTS**

**10.4 ENVIRONMENTAL HEALTH OFFICER REPORTS**

Nil

**10.0 REPORTS**

**10.5 ELECTED MEMBERS REPORTS**

Nil

**11.0 APPLICATIONS FOR LEAVE OF ABSENCE**

Nil

**12.0 MOTIONS OF WHICH PREVIOUS NOTICE HAS BEEN GIVEN**

Nil

**13.0 QUESTIONS FROM MEMBERS WITHOUT NOTICE**

Nil

**14.0 NEW BUSINESS OF AN URGENT NATURE INTRODUCED BY DECISION OF THE MEETING**

**14.1 ELECTED MEMBERS**

Nil

**14.0 NEW BUSINESS OF AN URGENT NATURE INTRODUCED BY DECISION OF THE MEETING****COUNCIL DECISION**

**Moved:** Cr RA Norrie

**Seconded:** Cr F Harris

That late item 14.2.(A) Fire Damaged Residence be accepted for consideration at the meeting.

**CARRIED (7 VOTES TO 0)**

**14.0 NEW BUSINESS OF AN URGENT NATURE INTRODUCED BY DECISION OF THE MEETING****14.2 OFFICERS****14.2.(A) FIRE DAMAGED RESIDENCE**

**SUBMISSION TO:** Ordinary Council Meeting  
Meeting Date: 15th November 2022

**AGENDA REFERENCE:** 14.2.(A) NOV 22

**SUBJECT:** Fire Damaged Residence

**LOCATION/ADDRESS:** Lot 1112 (109) Tower Street, Leonora

**NAME OF APPLICANT:** Staff

**FILE REFERENCE:** 23.3.0.

**AUTHOR, DISCLOSURE OF ANY INTEREST AND DATE OF REPORT**

**NAME:** Dave Hadden

**OFFICER:** Environmental Health Officer/Building Surveyor

**INTEREST DISCLOSURE:** Nil

**DATE:** 15th November 2022

**SUPPORTING DOCUMENTS:** 1. Notice to Remove Asbestos Containing Materials [↓](#)

**BACKGROUND**

The residential building at Lot 1112 (109) Tower Street Leonora was destroyed by fire late last year (2021). The rubble that remains on the property required demolition/removal. While staff have spoken with the owner a number of times advising the urgency for cleaning up the property, nothing has eventuated.

Unfortunately the dwelling was partially constructed of asbestos which now due to the fire is classified as Friable Asbestos and costs associated with this as opposed to a normal asbestos clean-up is exorbitant.

This item was tabled at the October Council meeting with a recommendation to issue a Notice under the Health (Asbestos) Regulations 1992, however it was determined by Council to allow the property owner more time to deal with the clean up measures required with the item left pending a decision at a future Council meeting.

**COMMENT**

The owner has now made a significant effort to have the property cleaned up and as such staff feel that the matter will resolve itself without the need to progress to legislative action.

**STATUTORY ENVIRONMENT**

There are no statutory implications resulting from the recommendation of this report.

**POLICY IMPLICATIONS**

There are no policy implications resulting from the recommendation of this report.

**FINANCIAL IMPLICATIONS**

There are no financial implications resulting from the recommendation of this report.

**STRATEGIC IMPLICATIONS**

There are no strategic implications resulting from the recommendation of this report.

**RECOMMENDATIONS**

That Council Determine to rescind item 10.4(B) Fire Damaged Residence as tabled at the 18th October 2022 Shire of Leonora Council Meeting.

**VOTING REQUIREMENT**

Simple Majority

**COUNCIL DECISION**

**Moved:** Cr AM Moore

**Seconded:** Cr F Harris

That Council Determine to rescind item 10.4(B) Fire Damaged Residence as tabled at the 18th October 2022 Shire of Leonora Council Meeting.

**CARRIED (7 VOTES TO 0)**



## SHIRE OF LEONORA

## NOTICE TO REMOVE ASBESTOS CONTAINING MATERIALS

## REGULATION 8 OF THE HEALTH (ASBESTOS) REGULATIONS 1992

TO: BARRY JOHN FRASER  
OF: Box 17,  
Leonora WA 6438

**BACKGROUND**

- A. You are the owner of the premises located at Lot 1112 (109) Tower Street Leonora (**Premises**).
- B. The Premises are within the district of the Shire of Leonora (**Shire**) which has its offices at 6 Tower Street Leonora.
- C. The Premises are premises on which the material containing asbestos specified in the First Schedule is present.

**NOW TAKE NOTICE THAT**

David Hadden, being a person authorised under the *Health (Asbestos) Regulations 1992*, hereby directs you to maintain the material containing asbestos in the manner specified in the Second Schedule within 29 days of the service of this Notice upon you.

**AND TAKE FURTHER NOTICE**

1. You may within 28 days of the service of this Notice apply to the State Administrative Tribunal for a review of the decision to give this Notice.
2. If you fail to comply with a direction in this Notice you will commit an offence and be liable on conviction to:
  - (a) a maximum penalty of \$10,000.00; and
  - (b) if the offence is a continuing offence for the purposes of section 71 of the *Interpretation Act 1984*, a maximum daily penalty of \$1,000 for each day on which the offence continues.
3. If you fail to comply with the direction in this Notice to maintain and remove the material containing asbestos in the manner or within the time specified, the Shire may carry out, or make alternative arrangements to carry out, the work required to be done under this Notice.
4. The expenses incurred by the Shire in ensuring that the required work is carried out shall be paid by you pursuant to Regulation 8A(2) of the *Health (Asbestos) Regulations 1992*.

**FIRST SCHEDULE**

- 2 -

The remains of a burnt down dwelling constructed using fibre cement panels containing asbestos.

**SECOND SCHEDULE**

- (1) Spray the entire surface of the Premises with Bondall BondCrete Universal Bonding/ Sealing Agent and blue dye.
- (2) Once the Premises has been sprayed as specified in paragraph (1) above, cover the entire premises with sand to a depth of 0.5 metres.

DATED the      day of      2022.

.....  
Environmental Health Officer  
Shire of Leonora

**15.0 MEETING CLOSED TO PUBLIC**

**15.1 MATTERS FOR WHICH THE MEETING MAY BE CLOSED**

Nil

**15.0 MEETING CLOSED TO PUBLIC**

**15.2 PUBLIC READING OF RESOLUTIONS THAT MAY BE MADE PUBLIC**

**16.0 STATE COUNCIL AGENDA**

Nil

**17.0 NEXT MEETING**

Tuesday 20th December 2022 at 1:00pm

**18.0 CLOSURE OF MEETING**

There being no further business, the Chairperson, Cr PJ Craig declared the meeting closed at 11:38am.